

[Manuals.plus](#) /

> [Zinus](#) /

> Zinus Lorelai Metal Platform Bed 100 x 200 cm - 36 cm Height Instruction Manual

Zinus EU-SMPB-14B

Zinus Lorelai Metal Platform Bed Instruction Manual

Model: EU-SMPB-14B | Size: 100 x 200 cm

INTRODUCTION

Welcome to the instruction manual for your Zinus Lorelai Metal Platform Bed. This bed frame features a sturdy, minimalist design that complements various room styles. Its modern silhouette ensures stability and includes 31 cm of under-bed storage, ideal for organizing your space. This durable steel frame is designed to securely support latex, spring, or memory foam mattresses. Please read this manual thoroughly before assembly and use to ensure safe and proper operation.



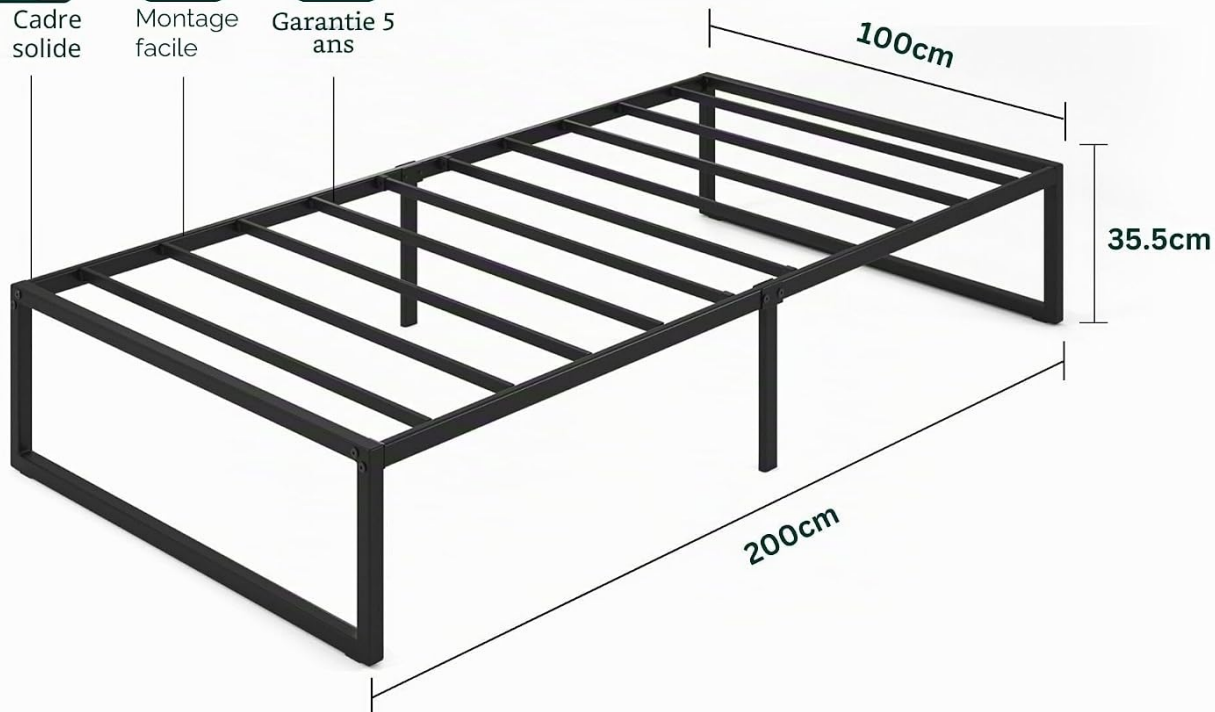
Cadre solide



Montage facile



Garantie 5 ans



Capacité de charge maximale

160kg

Taille de matelas applicable

100 x 200 cm

Front view of the assembled Zinus Lorelai Metal Platform Bed.

SAFETY INFORMATION

Your safety is paramount. Please adhere to the following guidelines:

- Always follow the assembly instructions carefully to prevent instability or collapse of the bed frame.
- Do not exceed the recommended maximum weight capacity of 318 kg (700 lbs) to ensure safety and structural integrity.
- Keep the bed frame clean and dry to avoid potential hazards and maintain its condition.
- Ensure all bolts and screws are tightened securely before use and periodically check for any loosening.
- Keep small parts and packaging materials away from children during assembly.

PACKAGE CONTENTS

Before beginning assembly, verify that all components are present and undamaged. All necessary parts and tools are conveniently packed in one box.

- Zinus Lorelai Platform Bed Frame (100 x 200 x 35.6 cm)

- All required assembly hardware (bolts, washers, nuts)
- Assembly tool (ratchet wrench)
- Detailed instruction manual

Tout ce dont vous avez besoin, est dans une petite boîte



All components and tools for assembly are included in a single, compact package.

SETUP AND ASSEMBLY

Assembly of the Zinus Lorelai bed frame is designed to be straightforward and can typically be completed in less than an hour with the help of a friend. Follow the numbered steps provided in the included instructions.

1. Unpack all components and lay them out on a clean, soft surface to prevent scratches.
2. Identify each part using the labels and the assembly diagram.
3. Connect the frame sections as per the numbered instructions, securing them with the provided bolts and the ratchet wrench.
4. Ensure all connections are tight and stable before proceeding to the next step.
5. Attach the support slats to complete the platform.

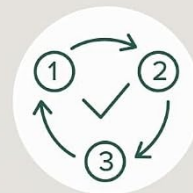
Facile comme 1,2,3



Assemblé en quelques minutes



Cliquet pratique inclus



Montage par correspondance des numéros



Visual guide illustrating the simple 1-2-3 assembly process with included ratchet tool.



Key dimensions of the Zinus Lorelai bed frame: 100 cm width, 200 cm length, 35.5 cm height.




Socle en acier
stable



Mécanisme de sécurité
robuste



Patin
antidérapant



Detailed view of the stable steel base, robust safety mechanism, and anti-slip pads for secure placement.

OPERATING INSTRUCTIONS

Once assembled, your Zinus Lorelai Metal Platform Bed is ready for use. This frame is designed to support various mattress types without the need for a box spring.

- **Mattress Placement:** Place your latex, memory foam, or spring mattress directly onto the metal slats. The durable design of the slats provides optimal support and helps extend your mattress's lifespan.
- **Under-Bed Storage:** Utilize the generous 31 cm (12.2 inches) of clearance under the bed for storing containers, boxes, or other items, helping to keep your room tidy and organized.



The bed frame provides 31 cm of practical under-bed storage space.

MAINTENANCE

To ensure the longevity and appearance of your Zinus Lorelai Metal Platform Bed, follow these simple maintenance tips:

- **Cleaning:** Wipe the metal frame with a damp cloth. Avoid using harsh chemicals or abrasive cleaners that could damage the finish.
- **Regular Checks:** Periodically inspect all bolts and connections to ensure they remain tight. Re-tighten any loose fasteners to maintain stability.
- **Environment:** Keep the bed frame in a dry environment. Avoid prolonged exposure to moisture, which can lead to rust.

TROUBLESHOOTING

If you encounter any issues with your Zinus Lorelai Metal Platform Bed, consider the following common solutions:

- **Squeaking Noises:** Squeaking often indicates loose connections. Re-tighten all bolts and screws on the frame.

Ensure the mattress is properly seated on the slats.

- **Instability:** If the frame feels unstable, double-check that all parts are correctly assembled according to the instructions and that all fasteners are fully tightened. Ensure the bed is on a level surface.
- **Missing Parts:** If any parts were missing upon delivery, please contact customer support immediately with your purchase details.

SPECIFICATIONS

Brand	Zinus
Model Number	EU-SMPB-14B
Size	100 x 200 cm
Material	Metal
Product Dimensions (L x W x H)	200 x 100 x 36 cm
Color	Black
Special Feature	Under-bed storage
Compatible Mattress Size	100 x 200 cm, 90 x 200 cm
Recommended Maximum Load	318 Kilograms
Distance from Floor to Item	31 Centimeters
Assembly Required	Yes
Product Care Instructions	Wipe with a damp cloth
GTIN	841550300048

WARRANTY INFORMATION

The Zinus Lorelai Metal Platform Bed comes with a **5-year limited warranty**. This warranty covers manufacturing defects and ensures the quality of your product. Please retain your proof of purchase for any warranty claims. The mattress is sold separately and is not covered under this bed frame warranty.

CUSTOMER SUPPORT

For further assistance, questions, or to report any issues, please contact Zinus customer support. You can typically find contact information on the Zinus official website or through the retailer where you purchased the product. Please have your model number (EU-SMPB-14B) and purchase details ready when contacting support.