

Manuals.plus /

› Infratech /

› Infratech WD-4027 Dual Element Electric Patio Heater User Manual

Infratech WD-4027

Infratech WD-4027 Dual Element Electric Patio Heater User Manual

Model: WD-4027 | Brand: Infratech

INTRODUCTION

This manual provides essential instructions for the safe and efficient installation, operation, and maintenance of your Infratech WD-4027 Dual Element Electric Patio Heater. The Infratech WD-Series heaters are designed to provide concentrated heat for outdoor spaces, ideal for recessed installations or when more intense directional heat is desired. Constructed from durable 304 stainless steel, these heaters are up to 90% energy efficient, produce zero emissions, and offer cost-effective, low-maintenance operation. All Infratech heaters are UL/CUL listed for both indoor and outdoor use.




Figure 1: Front view of the Infratech WD-4027 Dual Element Electric Patio Heater.

SETUP AND INSTALLATION


Proper installation is crucial for the safe and optimal performance of your Infratech heater. **Expert installation is required; please consult a licensed electrician.**

Mounting Options

The WD-4027 heater offers versatile mounting options, including surface mount and recessed mount. Ensure the chosen location provides adequate clearance and is structurally sound to support the unit.




Figure 2: Side view illustrating the mounting bracket for the Infratech WD-4027 heater.



3,000 - 6,000
watt capacities

eight
standard colors with
unlimited custom colors



90% efficient
with high output
safety grid

american made. 3-year warranty.

Figure 3: Example of an Infratech WD-4027 heater installed in an outdoor patio ceiling.

Wiring

All wiring should be performed by a qualified electrician in accordance with local electrical codes. The heater operates on 277 Volts and requires appropriate electrical connections.

Installation Overview Video

Your browser does not support the video tag.

Video 1: An overview of the Infratech WD-Series Dual Element Heater, demonstrating its features and installation flexibility.

OPERATING INSTRUCTIONS

The Infratech WD-4027 heater is designed for user-friendly operation, typically controlled via a compatible wall-mounted control panel (purchased separately).

Powering On and Off

To activate the heater, use the designated controls on your Infratech control panel. The WD-Series heaters are

compatible with Infratech's Duplex Stack Switch and Custom Control options, allowing for precise heat management. Refer to your control panel's specific instructions for detailed operation.

Heat Output

The heater provides radiant heat, which warms objects and people directly, similar to the sun. The heat output can be adjusted via the control panel to suit ambient temperatures and personal comfort levels. The elements will glow orange when active.

MAINTENANCE

The Infratech WD-4027 heater is designed for low maintenance. Regular cleaning and inspection will ensure continued optimal performance and longevity.

Cleaning

- Ensure the heater is turned off and completely cool before cleaning.
- Wipe the exterior surfaces with a soft, damp cloth. Avoid abrasive cleaners or solvents.
- Gently clean the heating elements and safety grid to remove any dust or debris.

Periodic Inspection

- Periodically check all mounting hardware to ensure it is secure.
- Inspect the electrical wiring for any signs of wear or damage. If any damage is found, contact a licensed electrician immediately.

TROUBLESHOOTING

If your Infratech WD-4027 heater is not functioning as expected, consider the following:

- **No Heat Output:** Verify that the heater is properly connected to power and that the control panel is set to an 'On' position. Check for tripped circuit breakers.
- **Insufficient Heat:** Ensure the heater is appropriate for the space and mounting height. Adjust the heat settings on your control panel to a higher level.
- **Unusual Noises or Odors:** Turn off the heater immediately and disconnect power. Contact a qualified technician or Infratech customer support.

For any issues not resolved by these steps, or for complex electrical problems, always consult a licensed electrician or Infratech customer support.

SPECIFICATIONS

Detailed technical specifications for the Infratech WD-4027 WH Dual Element Electric Patio Heater:

Feature	Detail
Brand	Infratech
Model Number	WD-4027 WH
Special Feature	Energy Efficient
Color	White
Form Factor	Tower
Indoor/Outdoor Usage	Indoor / Outdoor
Recommended Uses	Outdoor Use
Mounting Type	Floor Mount (Note: Product images and common usage suggest ceiling/wall mount options are also available and frequently used.)
Room Type	Home Office, Patio, Study Room
Heating Coverage	14 feet
Burner Type	Radiant
Fuel Type	Electric
Voltage	277 Volts
Product Dimensions	39 x 8.88 x 8.19 inches
Item Weight	14 pounds
Manufacturer	Infratech

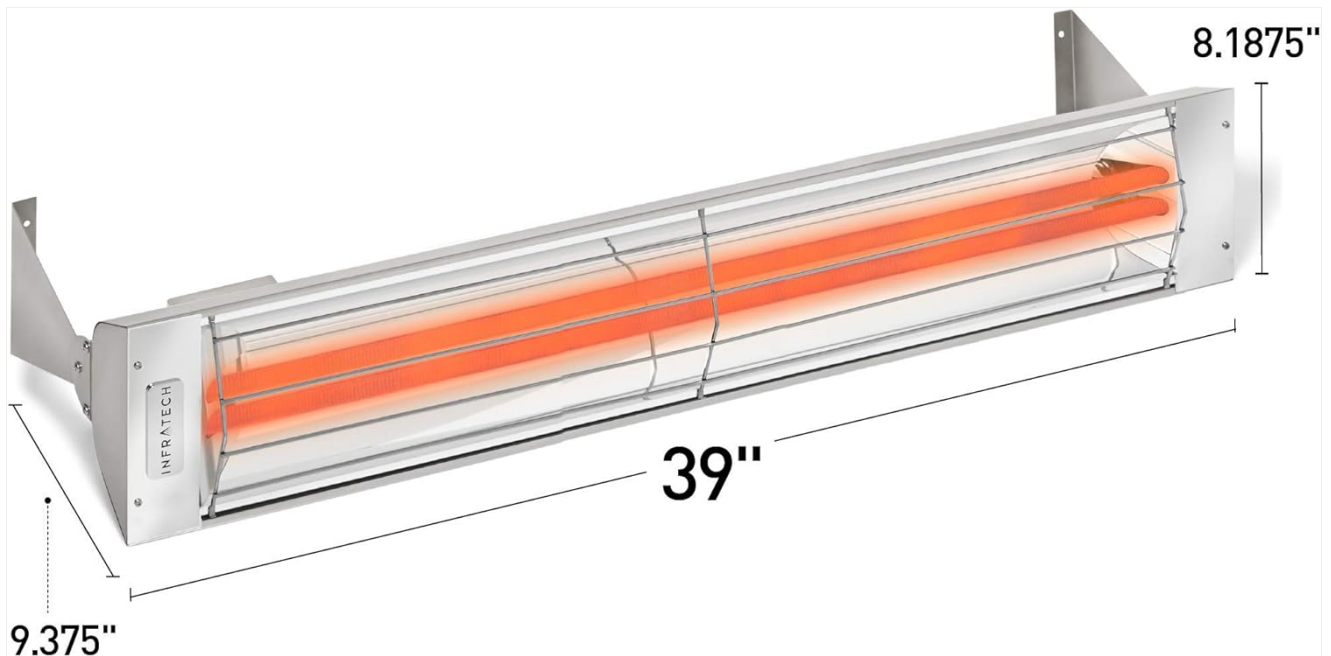


Figure 4: Dimensions of the Infratech WD-4027 heater.

WARRANTY INFORMATION

The Infratech WD-4027 heater is supported by Infratech's exclusive **Three Year Warranty**. Please retain your proof of purchase for warranty claims. For full details regarding warranty coverage, terms, and conditions, refer to the official Infratech warranty documentation or contact Infratech customer support.

CUSTOMER SUPPORT

For technical assistance, troubleshooting guidance, or warranty inquiries, please contact Infratech customer support. Visit the official Infratech website for contact information and additional resources.