

MasterPro Q3527

MasterPro BERGNER Low Casserole 24 x 6.5 cm Hi-Tech 3 Collection Instruction Manual

INTRODUCTION

This manual provides essential instructions for the safe and effective use, care, and maintenance of your MasterPro BERGNER Low Casserole from the Hi-Tech 3 Collection. Please read this manual thoroughly before first use and retain it for future reference.

The MasterPro BERGNER Low Casserole is a 24 cm diameter, 6.5 cm deep cooking vessel crafted from high-quality stainless steel, featuring a non-stick coating. It is designed for versatile cooking on various heat sources.

PRODUCT OVERVIEW



Image: MasterPro BERGNER Low Casserole, showcasing its stainless steel construction and internal non-stick surface.

The casserole features two comfortable stainless steel handles for secure handling. Its construction ensures excellent resistance to high temperatures and even heat distribution.

SETUP AND FIRST USE

1. **Unpacking:** Carefully remove the casserole from its packaging. Inspect for any damage.
2. **Initial Cleaning:** Before first use, wash the casserole thoroughly with warm soapy water and a soft sponge. Rinse well and dry completely.
3. **Conditioning the Non-Stick Surface:** Although the casserole has a non-stick coating, it is recommended to condition it before first use. Apply a small amount of cooking oil to the non-stick surface with a paper towel, then wipe off any excess. This helps maintain the coating's performance.

OPERATING INSTRUCTIONS

Compatible Heat Sources

This casserole is designed for use on a variety of cooktops:

- Induction cookers
- Gas stoves
- Halogen cooktops
- Glass-ceramic cooktops
- Electric stoves

THE PERFECT MATCH FOR ANY COOKTOP OR OVEN

Enjoy exceptional performance on gas, electric, halogen, ceramic and induction stoves and ovens.

STAINLESS
STEEL



GAS



HALOGEN



ELECTRIC



INDUCTION



VITRO CERAMIC



Image: Underside of the casserole, illustrating symbols for compatible heat sources including gas, electric, halogen, induction, and vitro ceramic.

Cooking Guidelines

- **Heat Settings:** Due to its efficient heat distribution, medium heat is often sufficient for most cooking tasks. High heat should be used sparingly and only for boiling liquids, as excessive high heat can damage the non-stick coating over time.
- **Utensils:** Use only wooden, silicone, or plastic utensils to protect the non-stick surface. Avoid metal utensils, which can scratch and damage the coating.
- **Oven Use:** This casserole is **not** oven safe. Do not place it in an oven.

MAINTENANCE AND CARE

Cleaning

- **Hand Washing:** The casserole is **not** dishwasher-safe. Always hand wash with warm soapy water and a soft sponge or cloth.
- **Stubborn Food Residue:** For baked-on food, soak the casserole in warm soapy water for a period before cleaning. Avoid abrasive cleaners, steel wool, or scouring pads, as these can damage the non-

stick coating and stainless steel finish.

- **Drying:** Dry the casserole thoroughly immediately after washing to prevent water spots and maintain its luster.

Storage

Store the casserole in a dry place. If stacking with other cookware, place a soft cloth or pan protector between items to prevent scratches to the non-stick surface.

TROUBLESHOOTING

Non-Stick Coating Wear

If the non-stick coating begins to show signs of wear or reduced performance:

- Ensure you are consistently using appropriate utensils (wooden, silicone, plastic).
- Avoid overheating the casserole, especially when empty.
- Always hand wash and avoid abrasive cleaning agents.
- Re-condition the surface periodically by wiping with a small amount of cooking oil.

Significant wear of the non-stick coating may indicate the end of the product's effective lifespan for non-stick properties.






SPECIFICATIONS

Feature	Detail
Brand	MasterPro
Model Number	Q3527
Product Dimensions	28 x 24 x 29.6 cm
Capacity	3.2 Liters
Item Weight	1.23 Kilograms
Material	Stainless Steel
Handle Material	Stainless Steel
Has Non-Stick Coating	Yes
Oven Safe	No
Dishwasher Safe	No
Compatible Cooktops	Induction, Gas, Halogen, Glass-Ceramic, Electric

WARRANTY AND SUPPORT

This product comes with a 3-year warranty. For warranty claims or technical support, please refer to the contact information provided with your purchase documentation or visit the official MasterPro website.

Related Documents - Q3527

 <p>INSTRUCȚIUNI DE UTILIZARE - MANUAL DE INSTRUCȚIUNES GEBRAUCHSANLEITUNG - MANUALE DI ISTRUZIONI MANUEL D'INSTRUCTIONS - INSTRUCIÓES DE USO</p>	<p>MasterPRO Air Fryer Instruction Manual - BGMP-9456-PL</p> <p>Comprehensive instruction manual for the MasterPRO Air Fryer, model BGMP-9456-PL, by Bergner Europe S.L. Learn about features, operation, safety, cleaning, and troubleshooting for your kitchen appliance.</p>
 <p>INSTRUCȚIUNI DE UTILIZARE - MANUAL DE INSTRUCȚIUNES GEBRAUCHSANLEITUNG - MANUALE DI ISTRUZIONI MANUEL D'INSTRUCTIONS - INSTRUCIÓES DE USO</p>	<p>MasterPRO ROCKET DUO 900: Ръководство за употреба на фритюрник с горещ въздух</p> <p>Научете как да използвате вашия фритюрник с горещ въздух MasterPRO ROCKET DUO 900 (BGMP-9178-BK). Това ръководство предоставя основни инструкции за безопасност, употреба, почистване и съвети за готвене за здравословно приготвяне на храна.</p>
 <p>INSTRUCȚIUNI DE UTILIZARE - MANUAL DE INSTRUCȚIUNES GEBRAUCHSANLEITUNG - MANUALE DI ISTRUZIONI MANUEL D'INSTRUCTIONS - INSTRUCIÓES DE USO</p>	<p>MasterPRO Air Fryer Instruction Manual</p> <p>Comprehensive instruction manual for the MasterPRO Air Fryer, detailing usage, safety, settings, maintenance, and warranty information. Available in multiple languages.</p>
 <p>INSTRUCȚIUNI DE UTILIZARE - MANUAL DE INSTRUCȚIUNES GEBRAUCHSANLEITUNG - MANUALE DI ISTRUZIONI MANUEL D'INSTRUCTIONS - INSTRUCIÓES DE USO</p>	<p>MasterPRO Air Fryer Instruction Manual</p> <p>Comprehensive instruction manual for the MasterPRO Air Fryer, covering setup, operation, safety guidelines, troubleshooting, and warranty information. Learn how to use your MasterPRO air fryer for optimal results.</p>
 <p>INSTRUCȚIUNI DE UTILIZARE - MANUAL DE INSTRUCȚIUNES GEBRAUCHSANLEITUNG - MANUALE DI ISTRUZIONI MANUEL D'INSTRUCTIONS - INSTRUCIÓES DE USO</p>	<p>MasterPRO Air Fryer Oven Instruction Manual</p> <p>Comprehensive instruction manual for the MasterPRO Air Fryer Oven, detailing features, operation, safety guidelines, cleaning, and warranty information for healthier and efficient cooking.</p>

MasterPRO



INSTRUCȚION NIMBUS - MANUAL DE INSTRUCȚIUNES
LIBRO DE LA NIMBUS - MANUAL DE INSTRUCCIONES
MANUEL D'INSTRUCTIONS - MANUEL DE INSTRUCTIONS

[MasterPRO Dual Air Fryer Instruction Manual](#)

User manual for the MasterPRO Dual Air Fryer (Model BGMP-9178-WH) by Bergner Europe S.L. Provides detailed instructions on operation, safety, cleaning, troubleshooting, and warranty for this kitchen appliance.