

## PetSafe PAL00-16808

# PetSafe ScoopFree Crystal Smart Self-Cleaning Cat Litter Box

## INSTRUCTION MANUAL

Brand: PetSafe | Model: PAL00-16808

### Product Overview

The PetSafe ScoopFree Crystal Smart Front-Entry Self-Cleaning Litter Box is designed to simplify cat litter maintenance. This system automatically cleans for weeks, eliminating the need for daily scooping. It connects to the My PetSafe app via 2.4 GHz Wi-Fi, allowing users to monitor their cat's health and litter box activity remotely. The system utilizes disposable, leak-proof trays pre-filled with premium crystal litter, which provides superior odor control. A covered waste trap securely contains solid waste and odors. Maintenance primarily involves replacing the disposable litter tray, typically once a month for a single-cat household. The app also provides customizable reminders for tray changes and ordering supplies.

### Setup Guide

Before beginning, ensure you have all included components: 1 litter box unit, 1 hood, 1 disposable litter tray, and 1 bag of crystal litter. Please read the complete instruction guide before use.



Image: The PetSafe ScoopFree Smart Self-Cleaning Litter Box, shown with a cat using it and a hand holding a smartphone displaying the My PetSafe app interface.

1. **Unpack Components:** Carefully remove all parts from the packaging.
2. **Assemble the Unit:** Place the litter box unit on a flat, stable surface.
3. **Insert Litter Tray:** Slide the disposable litter tray into the designated slot in the main unit.
4. **Add Crystal Litter:** Pour the entire bag of crystal litter into the disposable tray, spreading it evenly.
5. **Attach Hood (Optional):** If desired, place the hood securely over the litter box unit.
6. **Connect to Power:** Plug the power adapter into the litter box and then into a standard electrical outlet.
7. **Wi-Fi Connection:** For smart features, connect the litter box to your 2.4 GHz Wi-Fi network using the My PetSafe app. Refer to the app's instructions for detailed pairing steps.

# Let the box do the work



## Load it

Set up in one  
minute



## Leave it

Self-cleans  
for weeks



## Lose it

Cover and dispose  
of the tray

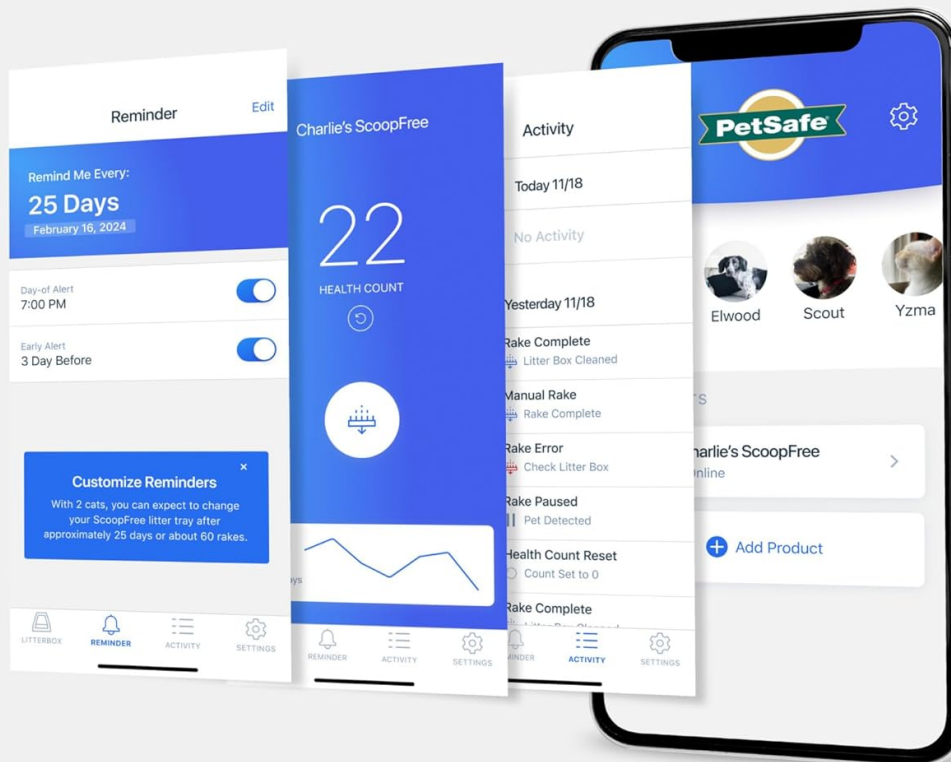
Image: A visual guide illustrating the simple three-step process: Load the tray, Leave it for self-cleaning, and Cover and dispose of the used tray.

## Operating Instructions

The PetSafe ScoopFree litter box operates automatically, providing a hands-free cleaning experience.

- **Automatic Cleaning Cycle:** The self-cleaning cycle initiates approximately 20 minutes after your cat exits the litter box. A rake mechanism sweeps solid waste into a covered waste trap, effectively locking away odors.
- **My PetSafe App Connectivity:** The litter box connects to the My PetSafe app on your smartphone (requires 2.4 GHz Wi-Fi). This allows you to:
  - Monitor your cat's health through real-time usage data and an activity log.
  - Customize and receive reminders for changing or ordering more litter trays based on usage.
  - Access control panel functions remotely.

# Stay connected



Customize notifications, monitor activity, and set reminders, all within the MyPetSafe App

Image: Various views of the My PetSafe App, demonstrating features like setting reminders, viewing activity logs, and adjusting settings for the litter box.

- **Control Panel Functions:** The litter box features a control panel with specific buttons:
  - **Wi-Fi Button:** For connecting or re-connecting to your home Wi-Fi network.
  - **Health Counter Reset Button:** Resets the usage counter displayed on the LCD.
  - **Manual Rake Button:** Initiates a cleaning cycle manually.



# 5x better odor control than traditional litter boxes\*



\*Based on odor concealment studies comparing traditional litter pans using clay litter.

Image: A detailed view of the ScoopFree litter box, highlighting its dimensions and the functions of its control panel buttons: Wi-Fi, Health Counter Reset, and Manual Rake.

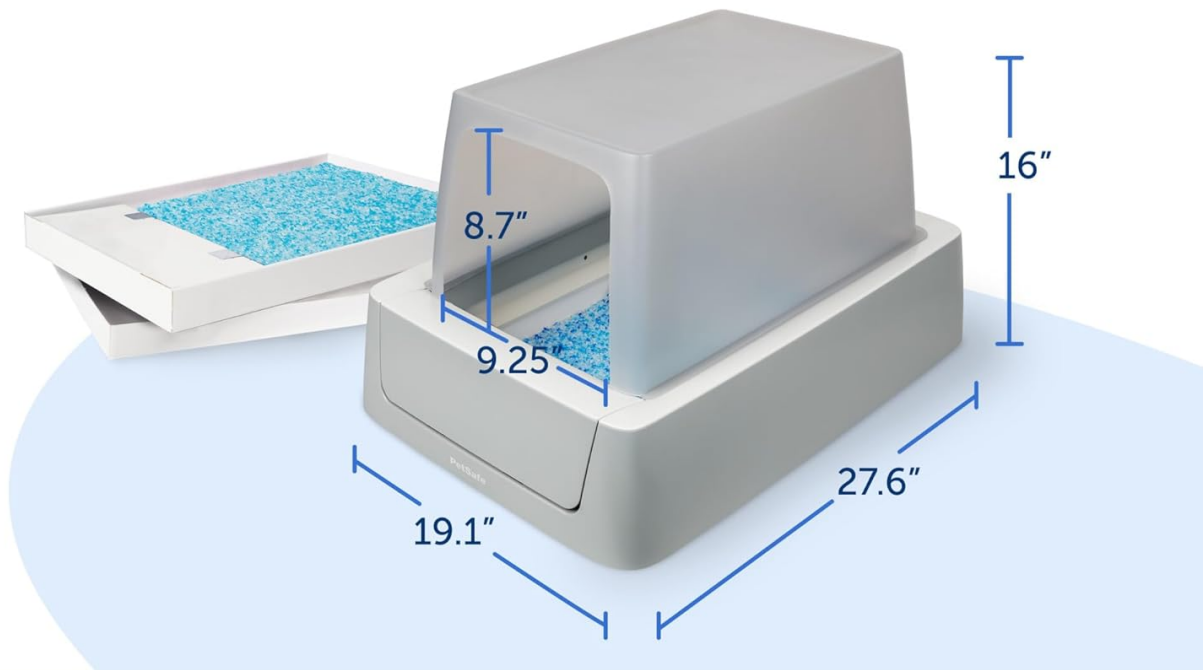
## Maintenance

Regular maintenance ensures optimal performance and odor control for your ScoopFree litter box.

- **Litter Tray Replacement:** For a single-cat household, replace the disposable litter tray approximately once a month. For multiple cats, replacement frequency will increase. The My PetSafe app can provide reminders based on usage.
- **Crystal Litter Only:** Always use ScoopFree Premium Crystal Litter for optimal performance and odor absorption. Other types of litter may not function correctly with the automatic raking system.
- **Odor Control:** The crystal litter and covered waste trap are designed for unbeatable odor control. Ensure the waste trap is properly sealed after each raking cycle.
- **Cleaning the Unit:** Periodically wipe down the exterior of the litter box with a damp cloth. Avoid using harsh chemicals or abrasive cleaners.

# Small but mighty

ScoopFree® Crystal Smart is a space-saving, all-in-one automatic raking litter box system



## Health Counter LCD Display



Image: A woman interacting with a cat, emphasizing the product's claim of 5x better odor control compared to traditional litter boxes.

## Troubleshooting

If you encounter any issues with your PetSafe ScoopFree Crystal Smart Self-Cleaning Cat Litter Box, please refer to the comprehensive user manual available as a PDF document or contact PetSafe customer support for assistance.

## Specifications

Feature	Detail
Brand Name	PetSafe







Model Name	Smart (Wi-Fi)
Item Model Number	PAL00-16808
ASIN	B087C7K4CP
UPC	729849168084
Item Weight	20.2 Pounds
Product Dimensions (LxWxH)	27.6"L x 19.1"W x 16"H
Material	Plastic
Color	Smart (Wi-Fi)
Style	Smart (Wi-Fi)
Target Audience	cats, house-cats
Age Range Description	All Life Stages
Breed Recommendation	All Breed Sizes
Included Components	1 litter box, 1 hood, 1 disposable litter tray, 1 bag of crystal litter
Specific Uses for Product	Indoor
Manufacturer	Radio Systems Corporation
Date First Available	May 18, 2020

### Warranty and Support

The PetSafe ScoopFree Crystal Smart Self-Cleaning Cat Litter Box comes with a **1 Year Limited Warranty**.

For any questions or assistance, our U.S.-based customer care experts are available by phone, email, or chat. You can also refer to the official user manual for detailed information:

[Download User Manual \(PDF\)](#)

	<p><a href="#">PetSafe ScoopFree Self-Cleaning Litter Box Product Manual</a></p> <p>Comprehensive product manual for PetSafe ScoopFree Self-Cleaning Litter Boxes, covering setup, operation, maintenance, troubleshooting, and warranty information for Original, Ultra, and Top-Entry models. Learn how to introduce your cat, change the litter tray, and maximize its lifespan.</p>
	<p><a href="#">PetSafe ScoopFree Smart Self-Cleaning Litter Box Product Manual</a></p> <p>This comprehensive product manual provides detailed instructions for the PetSafe ScoopFree Smart Self-Cleaning Litter Box (models PAL00-16807 and PAL00-16808). It covers setup, operation, safety guidelines, maintenance, troubleshooting, and warranty information to ensure optimal use and care for your pet.</p>
	<p><a href="#">PetSafe ScoopFree Self-Cleaning Litter Box Product Manual</a></p> <p>Discover the PetSafe ScoopFree Self-Cleaning Litter Box, an automatic litter box that provides weeks of hands-free cleaning. Learn about setup, operation, maintenance, and troubleshooting for models PAL00-16805, PAL00-16806, and PAL00-16965, featuring crystal litter for superior odor control.</p>
	<p><a href="#">PetSafe ScoopFree Self-Cleaning Litter Box Product Manual</a></p> <p>Discover the PetSafe ScoopFree Self-Cleaning Litter Box, an automatic litter box that cleans for weeks. Learn about its features, setup, operation, maintenance, and troubleshooting for models PAL00-16805 and PAL00-16806. Ideal for cat owners seeking a hassle-free litter solution.</p>
	<p><a href="#">PetSafe ScoopFree Self-Cleaning Litter Box Product Manual</a></p> <p>Product manual for PetSafe ScoopFree Self-Cleaning Litter Boxes (models PAL00-16805 and PAL00-16806), providing detailed instructions on setup, operation, maintenance, and troubleshooting for automatic cat litter boxes using crystal litter.</p>
	<p><a href="#">PetSafe ScoopFree Automatic Self-Cleaning Cat Litter Box User Manual</a></p> <p>User manual for the PetSafe ScoopFree Automatic Self-Cleaning Cat Litter Box, including setup, operation, maintenance, troubleshooting, and safety information for models PAL00-16805 and PAL00-16806.</p>