

## RUMIXI H01

# RUMIXI Wireless Earbuds Instruction Manual

Model: H01

## INTRODUCTION

Welcome to the RUMIXI Wireless Earbuds user manual. This guide provides detailed instructions on how to set up, operate, maintain, and troubleshoot your new earbuds. Please read this manual carefully to ensure optimal performance and longevity of your device.

---

## PRODUCT OVERVIEW

The RUMIXI Wireless Earbuds offer immersive sound, true Bluetooth 5.0 connectivity, and a portable charging case for extended use. Designed for comfort and durability, they are ideal for sports, travel, and daily use.



The RUMIXI Wireless Earbuds with their charging case, showcasing their sleek design.

# True Wireless Earbuds

Smart and Convenient



Touch  
Control



IPX6  
Waterproof



Stable  
Connection



Hi-Fi  
Sound Quality



Comfortable  
Fit



Portable  
Case



An overview of the earbuds' smart features including touch control, IPX6 waterproof rating, stable connection, Hi-Fi sound quality, comfortable fit, and portable case.


## SETUP

### Charging the Earbuds and Case

Before first use, fully charge the earbuds and the charging case. Connect the provided charging cable to the USB-C port on the case and a power source. The digital display on the case will indicate the battery level.

# Pocket Size Cae

Tiny size and easy to hold



The compact charging case is designed to be pocket-sized, making it easy to carry and charge on the go.

## Pairing

The RUMIXI Wireless Earbuds feature one-step pairing for convenience:

1. Ensure Bluetooth is enabled on your device (smartphone, tablet, laptop).
2. Open the charging case. The earbuds will automatically power on and enter pairing mode.
3. On your device's Bluetooth settings, select "H01" from the list of available devices.
4. Once connected, you will hear a confirmation prompt, and the earbuds will be ready for use.

# Instant Auto Pairing

Connected Immediately when you open the charging case after first pairing



The earbuds connect immediately when the charging case is opened after the initial pairing, simplifying the connection process.

## OPERATING INSTRUCTIONS

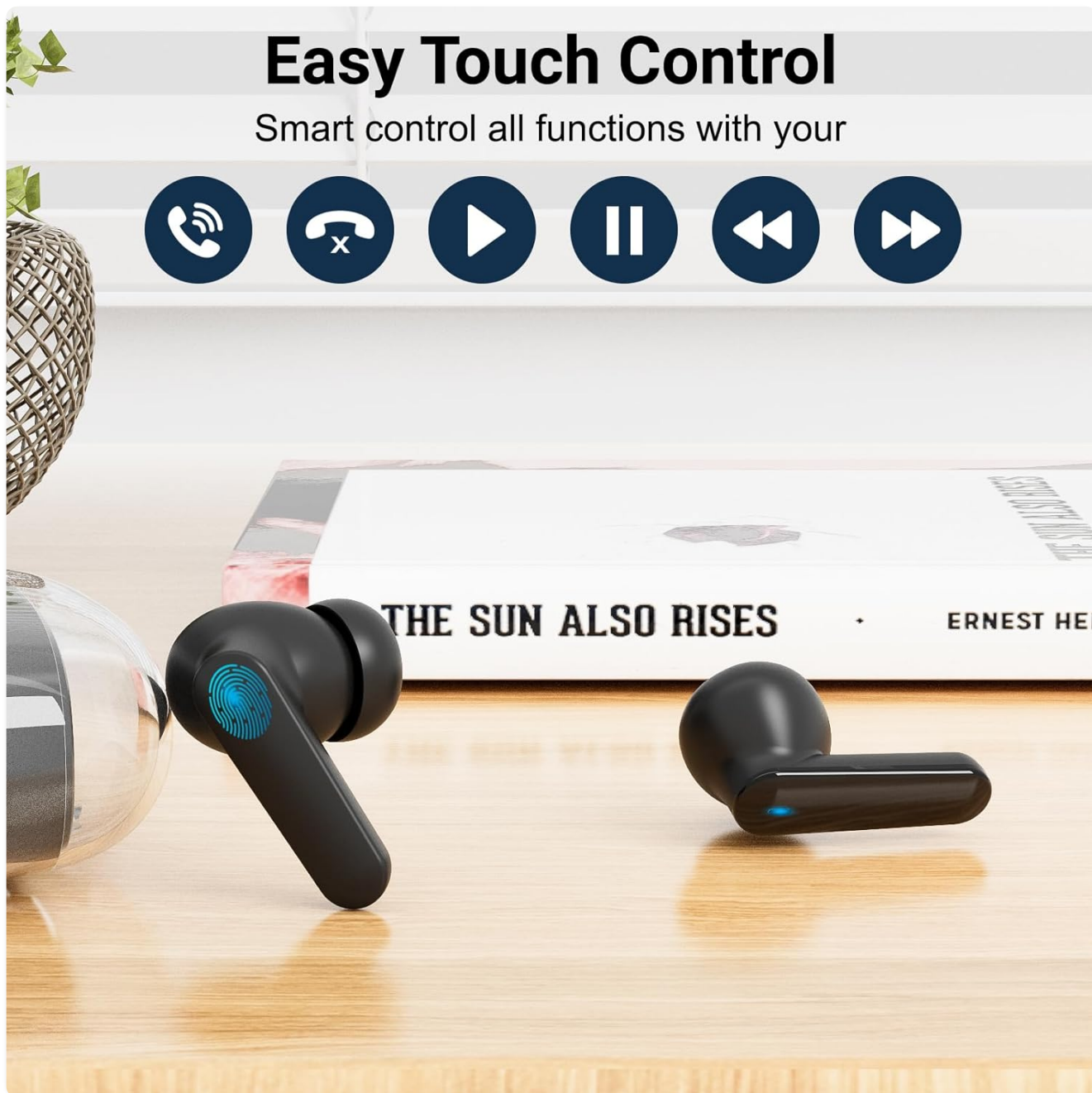
### Touch Controls

The earbuds are equipped with touch control sensors to manage various functions without pressing physical buttons, minimizing pressure on your ears. The touch program is designed to reduce accidental touches.



# Easy Touch Control

Smart control all functions with your



Smart control all functions with a simple touch, including call management, music playback, and track navigation.

# Smart Touch Control

Answer/End Call  
One Tap R/L



Reject Call  
Long Tap 2s R/L



Previous Track  
Double Tap L



Next Track  
Double Tap R



Voice Assistant  
Three Tap R/L



Play/Pause  
One Tap R/L



Volume+  
Long Tap R



Volume-  
Long Tap L



Power ON  
Long Tap 3s



Power OFF  
Long Tap 6s

( Cannot turn off manually in music state )

Detailed touch control functions: Answer/End Call (One Tap R/L), Reject Call (Long Tap 2s R/L), Previous Track (Double Tap L), Next Track (Double Tap R), Voice Assistant (Three Tap R/L), Play/Pause (One Tap R/L), Volume+ (Long Tap R), Volume- (Long Tap L), Power ON (Long Tap 3s), Power OFF (Long Tap 6s). Note: Cannot turn off manually in music state.

## Mono & Stereo Mode

The earbuds support free switching between mono and stereo modes, allowing you to use one earbud independently or both together as a pair. This feature provides flexibility for hands-free calling or shared listening experiences.

## Single & Dual Ear Switch freely



Single



Dual



Switch

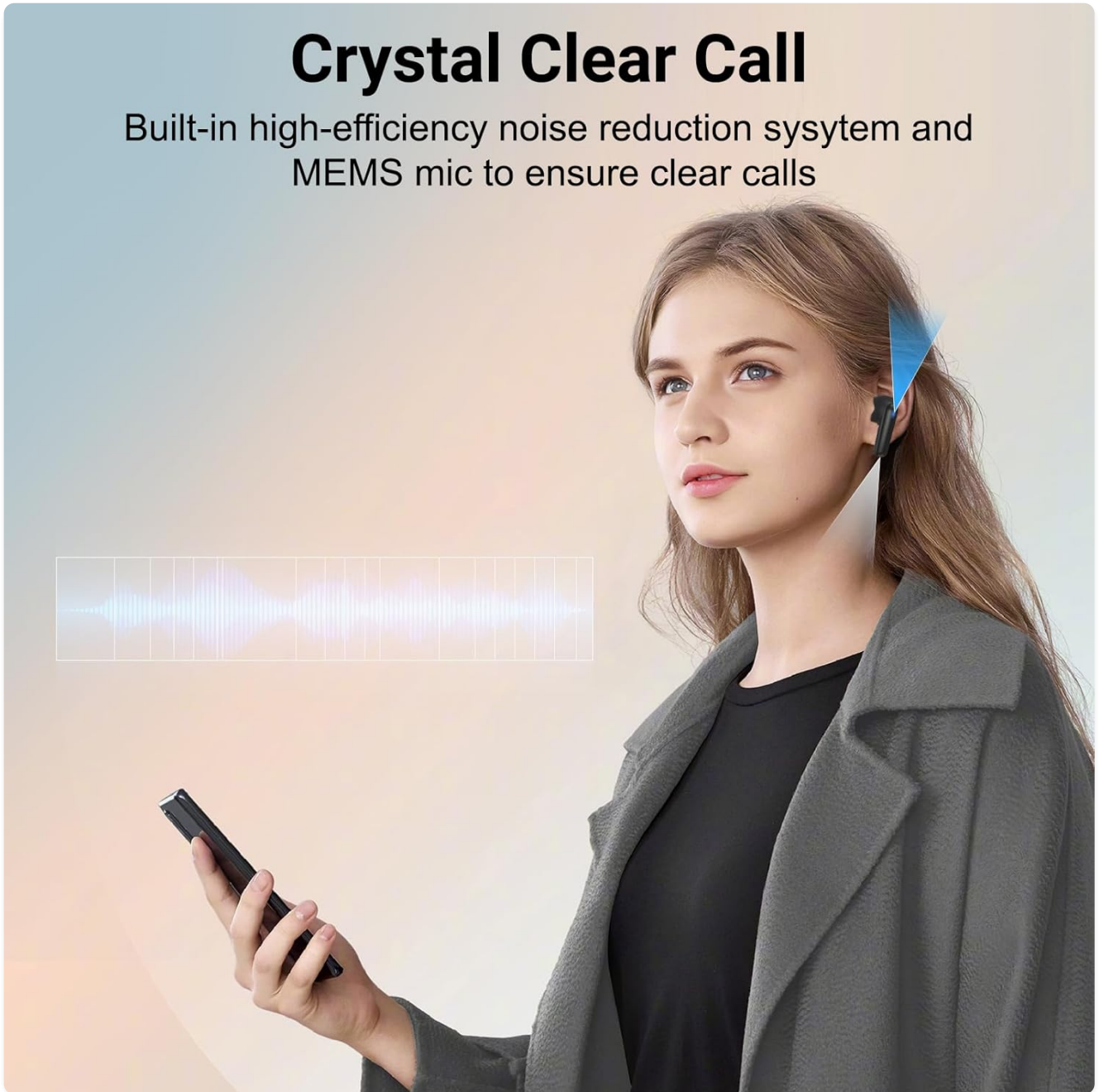
Easily switch between using a single earbud or both earbuds for flexible audio experiences.

## Call Functions

Equipped with built-in high-efficiency noise reduction systems and MEMS microphones, these earbuds ensure crystal clear calls, even in noisy environments.

# Crystal Clear Call

Built-in high-efficiency noise reduction system and  
MEMS mic to ensure clear calls




The built-in microphone ensures clear voice transmission during calls.



# Crystal Clear Call

The 13mm drivers area is 3.77 times than the 10mm driver area.  
Offers a truly natural,authentic sound and powerful bass performance

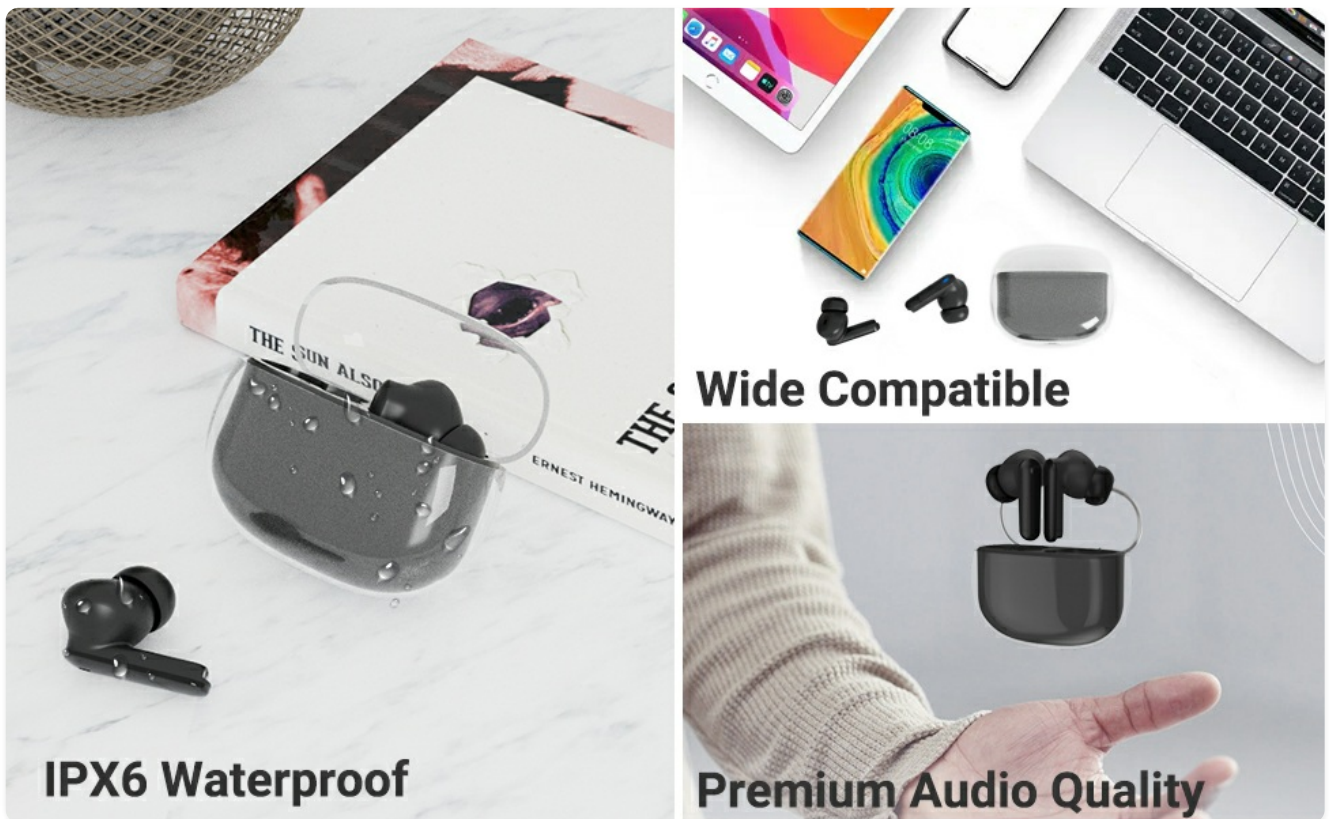


The 13mm drivers provide a natural, authentic sound with powerful bass performance.

## MAINTENANCE

### Cleaning and Care

The earbuds feature an IPX7 waterproof rating, meaning they can easily repel sweat and rain, making them ideal for workouts and outdoor activities. To maintain their condition, wipe them clean with a soft, dry cloth after each use. Avoid prolonged submersion in water.



The IPX6 waterproof rating ensures durability against sweat and splashes.

## Battery Life

The charging case is equipped with a built-in 2000 mAh battery, capable of charging the earbuds 15-19 times. This provides up to 152 hours of continuous music time and up to 60 hours of playing time with the charging case. The case can also charge your smartphone 1-2 times, serving as a portable power bank.

## TROUBLESHOOTING

### Common Issues

- **One earbud has low or no sound:** If one earbud experiences significantly lower volume or no sound compared to the other, it may require a factory reset. Place both earbuds into the charging case. Press and hold either earbud separately or both at the same time for approximately 8 seconds (or until the red light flashes once). This action resets both earbuds back to factory settings, often resolving audio imbalance issues.

## SPECIFICATIONS

| Feature                 | Detail                   |
|-------------------------|--------------------------|
| Brand                   | RUMIXI                   |
| Model Name              | H01                      |
| Connectivity Technology | Wireless (Bluetooth 5.0) |

|                                     |  |
|-------------------------------------|--|
| Wireless Communication Technology   | Bluetooth  |
| Charging Case Capacity              | 2000 mAh   |
| Earbud Playtime (single charge)     | Up to 4 hours                                      |
| Total Playtime (with charging case) | Up to 60 hours                                     |
| Water Resistance Level              | IPX7 (Sweatproof)                                  |
| Control Method                      | Touch  |
| Ear Placement                       | In Ear   |
| Included Components                 | Headphones, Wireless Charging Case, Charging Cable |
| Material                            | ABS+PC   |
| Item Weight                         | 5.9 ounces (167 Grams)                             |
| Product Dimensions                  | 5.12 x 3.94 x 1.57 inches                          |

## WARRANTY AND SUPPORT

RUMIXI offers the following for your peace of mind:

- **60-Day Money Back Guarantee:** If you are not satisfied with your purchase.
- **12-Month Warranty:** Covers manufacturing defects and ensures product reliability.
- **Customer Service:** 100% satisfaction customer service and 24 hours email support are available for any inquiries or assistance you may need.

## OFFICIAL PRODUCT VIDEO

Your browser does not support the video tag.

Watch this official product video for a comprehensive overview of the RUMIXI Wireless Earbuds with Bluetooth 5.0, highlighting their features and benefits.

For further information or support, please refer to the contact details provided with your product packaging.