

[manuals.plus](#) /

› [ikbc](#) /

› [ikbc CD108 V2 Mechanical Keyboard User Manual](#)

## ikbc CD108V2-BK-RD

# ikbc CD108 V2 Mechanical Keyboard User Manual

Model: CD108V2-BK-RD | Brand: ikbc

## INTRODUCTION

The ikbc CD108 V2 Mechanical Keyboard is designed for both gaming and professional use, offering a premium typing experience with durable components. This manual provides comprehensive instructions for setting up, operating, maintaining, and troubleshooting your new keyboard.



Image: The ikbc CD108 V2 Mechanical Keyboard, a full-size black keyboard with Cherry MX Red switches and PBT keycaps.

## SETUP

### Package Contents

Before you begin, please ensure all items are present in the package:

- ikbc CD108 v2 Mechanical Keyboard

- Keycap puller
- User Manual (this document)
- 1 x Keyset of RGBY modifiers (12 PCS)

## Connecting Your Keyboard

The ikbc CD108 V2 keyboard connects via a wired USB connection. Simply plug the USB cable from the keyboard into an available USB port on your computer. The keyboard is plug-and-play and does not require additional drivers for basic functionality.

## Adjusting Keyboard Height

The keyboard features 3 levels of adjustable feet, allowing you to customize the typing angle for optimal comfort. Gently flip out the feet located on the underside of the keyboard to select your preferred height.



Image: Underside view of the ikbc CD108 V2 keyboard showing the 3-level adjustable feet for ergonomic positioning.

The keyboard also features a 3-way direction management system for cable routing, helping to keep your desk tidy.

## OPERATING YOUR KEYBOARD

---

### Cherry MX Red Switches

Your ikbc CD108 V2 keyboard is equipped with Cherry MX Red mechanical switches. These are linear switches, meaning they provide a smooth, consistent keystroke without a tactile bump or audible click. This makes them ideal for fast, repetitive key presses, commonly preferred by gamers. They offer a light actuation force for quick response.



Image: Close-up view of Cherry MX Red mechanical switches on the keyboard, with some keycaps removed to show the switch mechanism.

### Mistel PBT Double Shot Keycaps

The keyboard features high-quality Mistel PBT double shot keycaps. This manufacturing process ensures that the legends (characters on the keycaps) will not fade over time, providing superior durability, stability, and resistance to abrasion and oil compared to standard ABS keycaps. The ergonomic wide PBT keycap shapes are designed for comfortable typing during extended use.

---



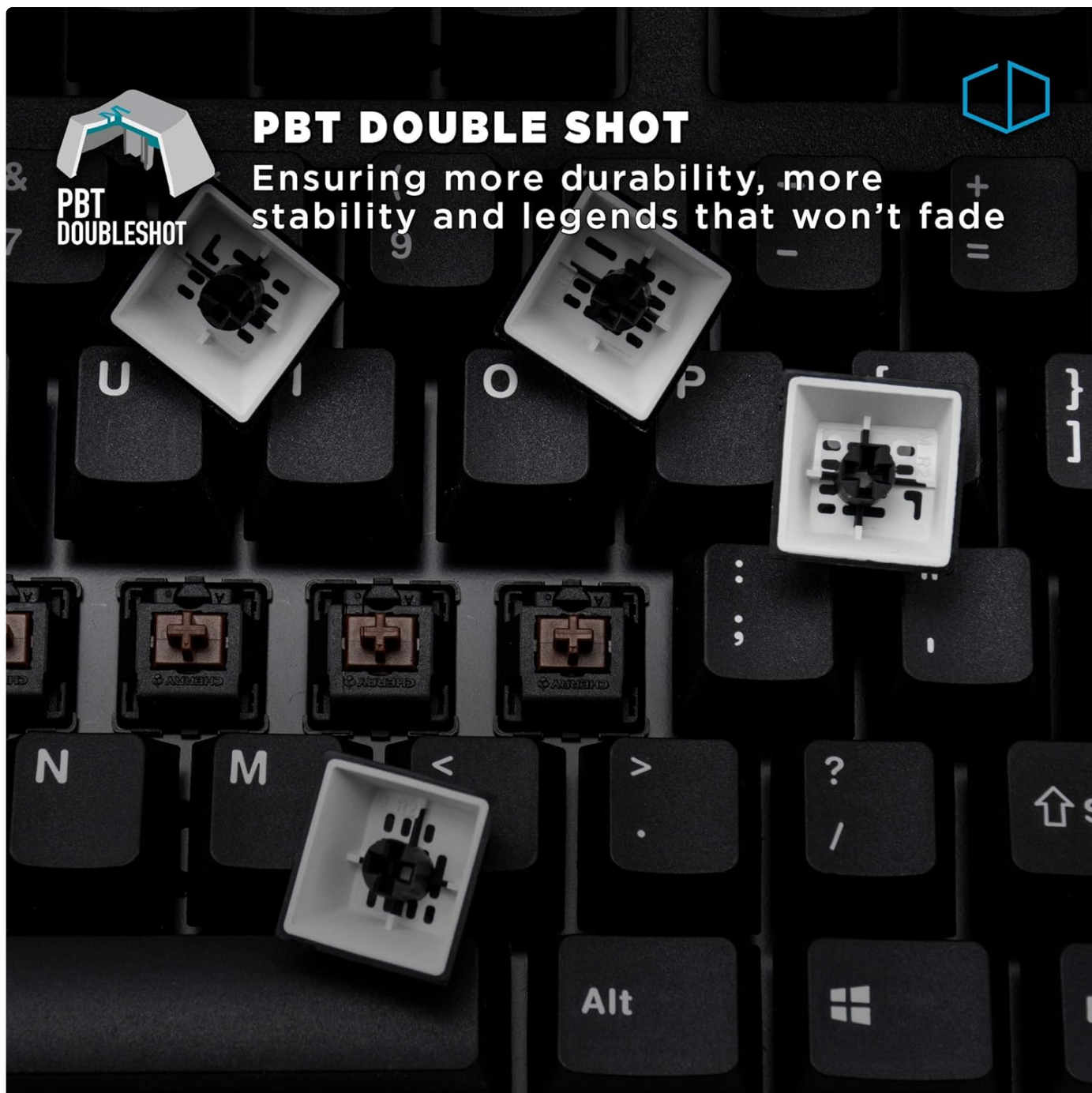


Image: Close-up of PBT double shot keycaps, highlighting their construction and durability.



Image: Diagram illustrating the ergonomic profile of the PBT keycaps, designed for comfortable typing.

## Multimedia Keys and Special Functions

The ikbc CD108 V2 includes convenient multimedia keys for quick access to common functions:

- **Mute:** Mutes or unmutes audio output.
- **Volume Down:** Decreases audio volume.
- **Volume Up:** Increases audio volume.
- **Calculator:** Launches the system calculator application.

The keyboard also features 100% anti-ghosting with full key rollover on USB, ensuring every key press is registered accurately, even during rapid typing or complex key combinations. The Win key can be locked to prevent accidental presses during gaming sessions.



Image: Close-up of the multimedia keys (Mute, Volume Down, Volume Up, Calculator) and LED indicators for Num Lock, Caps Lock, and Scroll Lock.

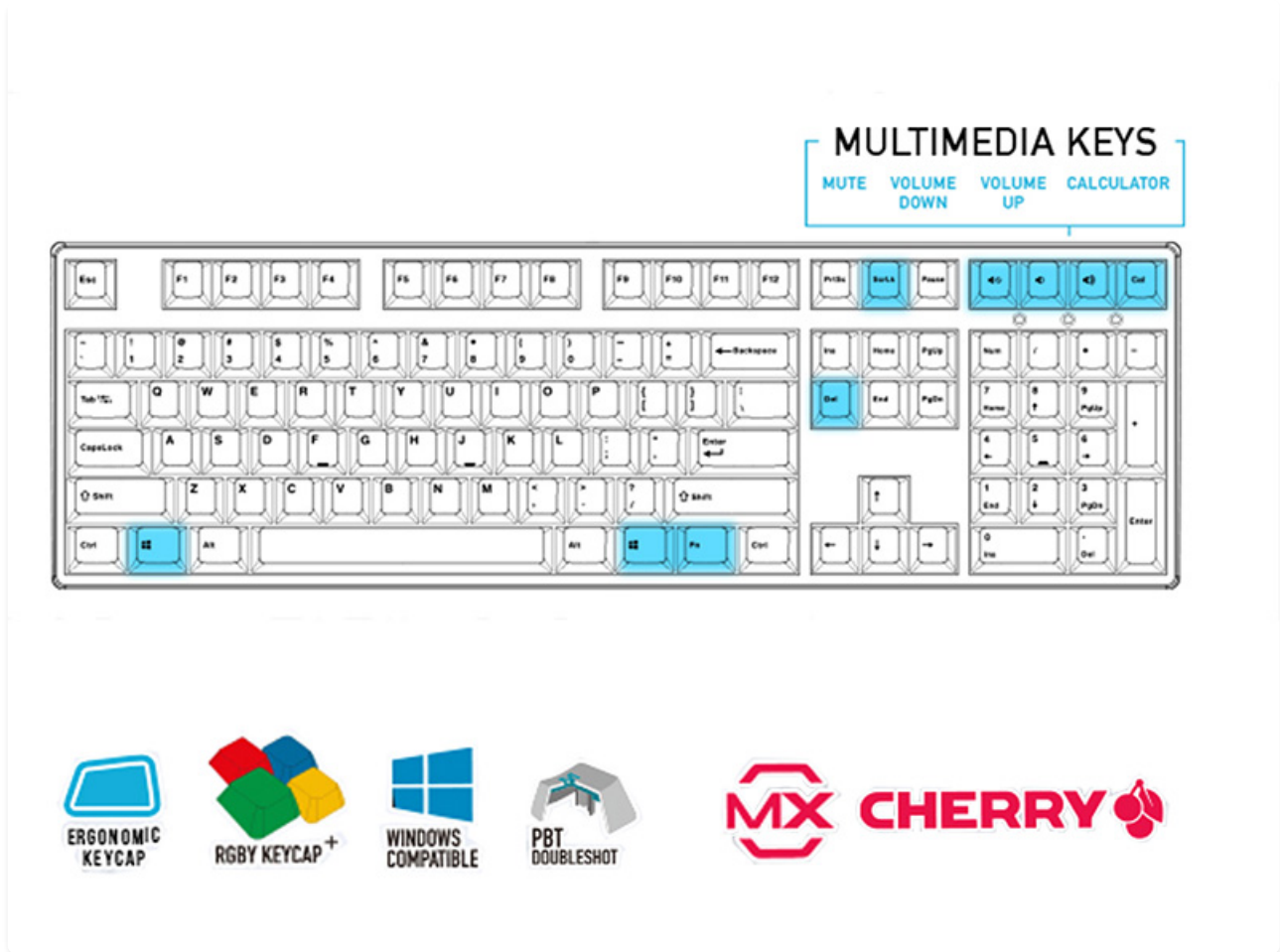


Image: Diagram of the keyboard layout highlighting the location of multimedia keys and Windows keys.

## RGBY Modifier Keycaps

Your keyboard comes with a set of 12 RGBY modifier keycaps. These can be used to personalize the appearance of your keyboard. Use the included keycap puller to carefully remove existing keycaps and replace them with the RGBY set.

Your browser does not support the video tag.

Video: An official product video demonstrating the features of the iKBC TypeMan CD108V2 / CD87V2 Mechanical Keyboard, including PBT double shot keycaps, Cherry MX switches, and the inclusion of RGBY keycaps.

## MAINTENANCE

### Cleaning Your Keyboard

To maintain the longevity and appearance of your keyboard, regular cleaning is recommended. Use a soft, lint-free cloth slightly dampened with water or a mild cleaning solution to wipe down the keycaps and case. For deeper cleaning, you can use the included keycap puller to remove keycaps and clean underneath them with compressed air or a small brush.





Image: A close-up view of the keyboard with several keycaps removed, showing the Cherry MX switches, which can be cleaned with compressed air.

Avoid using harsh chemicals or abrasive materials, as these can damage the keycaps or keyboard finish. Ensure the keyboard is disconnected from your computer before cleaning.

## TROUBLESHOOTING

If you encounter any issues with your ikbc CD108 V2 keyboard, please refer to the following common troubleshooting steps:

- **Keyboard Not Responding:**
  - Ensure the USB cable is securely plugged into both the keyboard and the computer.
  - Try plugging the keyboard into a different USB port on your computer.
  - Restart your computer.
- **Keys Not Registering / Ghosting:**
  - The keyboard features 100% anti-ghosting. If specific keys are not registering, ensure no debris is lodged under the keycap. Remove the keycap with the puller and inspect the switch.
  - Test the keyboard on another computer to rule out software or operating system issues.
- **Multimedia Keys Not Working:**
  - Ensure no conflicting software or drivers are installed that might override keyboard functions.
  - Check your operating system's keyboard settings for any disabled multimedia key functions.

For more detailed troubleshooting or advanced issues, please refer to the official User Manual PDF available online or contact ikbc customer support.

Official User Manual (PDF): [Download Here](#)

## SPECIFICATIONS

Feature	Detail
Brand	ikbc



Feature	Detail
Model Number	CD108V2-BK-RD
Switch Type	Cherry MX Red (Linear)
Keycap Material	Mistel PBT Double Shot
Number of Keys	108
Connectivity	Wired USB
Anti-Ghosting	100% with Full Key Rollover
Special Features	Multimedia Keys, Lockable Win Key, 3-level Adjustable Feet, Cable Management
Product Dimensions	17.26"L x 5.35"W x 1.63"H
Item Weight	3.44 pounds

## WARRANTY AND SUPPORT



ikbc products are manufactured with high standards of quality and durability. For information regarding warranty coverage and to access customer support, please refer to the warranty card included with your product or visit the official ikbc website. You can also find additional support resources and FAQs on the [ikbc Amazon Store](#).



## Related Documents - CD108V2-BK-RD

	<a href="#">iKBC CD Series Mechanical Keyboard User Manual</a> User manual for the iKBC CD Series mechanical keyboards, including models CD87 and CD108. Details product features, included accessories, specifications, and main functions.
	<a href="#">Bedz King BK-961 Twin Over Full Bunk Bed Assembly Instructions and Safety Guide</a> Detailed assembly instructions, safety warnings, parts list, and specifications for the Bedz King BK-961 Twin Over Full Bunk Bed. Learn how to safely assemble your bunk bed with clear, step-by-step guidance.



<div><div>Dell Full-Size Wireless Mouse MS300</div><div>User's Guide</div><div><div><div></div></div></div></div>	<div><a href="#">Dell Full-Size Wireless Mouse MS300 User Guide</a></div> <div>User guide for the Dell Full-Size Wireless Mouse MS300, detailing setup, features, specifications, troubleshooting, and warranty information. Learn to effectively connect and use this wireless peripheral with this comprehensive manual.</div>
<div><div><div><div><div></div></div><div>BEDZ KING</div><div>the king of your bed or office</div></div><div>TWIN OVER FULL STAIRWAY BUNK BED Bedz King BK961-Full-Trundle</div><div></div><div><div><div></div></div><div><div></div></div></div><div><div>Read your bed's instructions and instructions for Bedz King. Always follow the instructions for safety and use. Do not exceed the weight limit or use the bed in any way not intended for use.</div></div><div>page 1 of 13</div></div></div>	<div><a href="#">Bedz King BK961 Twin Over Full Stairway Bunk Bed Assembly Instructions</a></div> <div>Detailed assembly guide for the Bedz King BK961 Twin Over Full Stairway Bunk Bed with Full Trundle. Includes safety warnings, parts list, and step-by-step instructions for assembly.</div>
<div><div><div><div><div></div></div><div>BEDZ KING</div><div>the king of your bed or office</div></div><div>FULL OVER FULL BUNK BED Bedz King BK981EL-Trundle</div><div></div><div><div><div></div></div><div><div></div></div></div><div><div>Read your bed's instructions and instructions for Bedz King. Always follow the instructions for safety and use. Do not exceed the weight limit or use the bed in any way not intended for use.</div></div><div>page 1 of 13</div></div></div>	<div><a href="#">Bedz King Bunk Bed Assembly Instructions, Safety Guide, and Specifications</a></div> <div>Comprehensive assembly instructions, safety warnings, parts lists, and specifications for Bedz King bunk beds, including models BK981EL-Trundle (Full Over Full Bunk Bed), BK 81 (Bunk Bed End Ladder), and BK30 (Twin Trundle).</div>