

- › [Amazon Basics](#) /
- › [Amazon Basics 10W Qi Certified Wireless Charging Stand Instruction Manual](#)

Amazon Basics WPC10-3CCOA

Amazon Basics 10W Qi Certified Wireless Charging Stand Instruction Manual

Model: WPC10-3CCOA

1. INTRODUCTION

This manual provides essential information for the safe and efficient operation of your Amazon Basics 10W Qi Certified Wireless Charging Stand. Please read these instructions thoroughly before use and retain them for future reference.



Image 1: Amazon Basics 10W Qi Certified Wireless Charging Stand.

2. WHAT'S IN THE BOX

- 10W Wireless Charging Stand
- 4-foot USB 2.0 A to C cable
- Welcome Guide



Image 2: Included components: Wireless Charging Stand and USB-A to C Cable.

3. SETUP INSTRUCTIONS

1. **Connect the Cable:** Insert the USB-C end of the provided 4-foot USB 2.0 A to C cable into the charging port on the back of the wireless charging stand.
2. **Connect to Power:** Insert the USB-A end of the cable into a compatible power adapter. For 10W and 7.5W fast charging, use a Quick Charger 3.0 (QC 3.0) or Power Delivery 3.0 (PD 3.0) adapter (at least 9V/2A). A standard 5V/2A charger will provide 5W output. **Note: An AC adapter is NOT included.**
3. **Placement:** Place the charging stand on a stable, flat surface.

Get High-Speed Charging

Adapter Not Included



Image 3: Connect the charging stand to a compatible power adapter for optimal performance.

4. OPERATING INSTRUCTIONS

4.1 Charging Your Device

1. **Place Device:** Position your Qi-compatible smartphone or other device centrally on the charging stand. The stand supports both vertical and horizontal charging orientations.
2. **Charging Indicator:** A blue LED indicator light on the front of the stand will illuminate to confirm that your device is charging.

Align Your Phone Centrally



Image 4: Ensure proper alignment of your device on the charging stand for effective charging.

4.2 Case Compatibility

The charging stand is designed to transmit power through most protective cases (rubber, plastic, or TPU cases under 5mm thickness only). For faster charging with iPhones, it is recommended to remove all cases before charging. Avoid charging with magnetic and metal cases or credit cards attached to your device, as these will prevent proper operation.

Case Friendly

Charge through most cases $\leq 5\text{MM}$



Magnets



Grips + Stands



Credit cards



Metal cases

Image 5: Guidelines for case compatibility and items to avoid during wireless charging.

4.3 Charging Modes

- **10W Fast Charging:** Optimized for LG/Samsung devices when used with a QC 3.0 / PD 3.0 adapter (at least 9V/2A).
- **7.5W Fast Charging:** Optimized for iPhones when used with a QC 3.0 / PD 3.0 adapter (at least 9V/2A).
- **5W Standard Charging:** For all Qi-enabled phones and Qi-enabled AirPods when used with a standard 5V/2A charger.

3 Charging Modes

5W

Standard Charging Mode



All Qi-enabled phones



Qi-enabled AirPods

7.5W

Fast Charging Mode
For iPhone

Please use QC/
PD 3.0 charger



iPhone 11/11 Pro/ Pro Max



iPhone XS Max/ XR/ XS/ X



iPhone 8/ 8 Plus, etc

10W

Fast Charging Mode
For Samsung and LG

Please use QC/
PD 3.0 charger



Samsung Galaxy S10/ S9+ /S9/
S8 /S8+ /S7 edge/ S7/
S6 edge+, Note 10/



Samsung Note 9
/ Note 8/Note 7, etc



LG V30/ V30+/ V35/ V40/
V50/ G8/G7, etc

Image 6: Different charging modes and their compatibility with various devices.

5. SAFETY INFORMATION

This Qi-certified wireless charging stand incorporates Intelligent Protection Technology to ensure safe operation. Features include:

- Over-temperature protection
- Over-voltage protection
- Over-current protection
- Foreign object detection

To prevent potential hazards, avoid placing metal objects, magnets, or credit cards between your device and the charging stand.

6. TROUBLESHOOTING

Problem	Solution
---------	----------

Problem	Solution
Device not charging or charging slowly.	Ensure your device is Qi-compatible. Verify the device is centered on the charging stand. Check if the power adapter meets the recommended specifications (QC 3.0 / PD 3.0 for fast charging). Remove any thick, magnetic, or metal cases, or credit cards from your device.
LED indicator blinking green.	This may indicate an incompatible charger or foreign object detection. Ensure you are using a compatible power adapter and remove any foreign objects.
Device or charger overheating.	Ensure proper ventilation around the charger. Remove any thick cases that might impede heat dissipation. If overheating persists, discontinue use and contact support.

7. SPECIFICATIONS

Feature	Detail
Model Number	WPC10-3CCOA
Product Dimensions	2.9 x 3.1 x 4.4 inches
Item Weight	7.2 ounces
Input Voltage	9 Volts
Amperage	1.1 Amps
Connector Type	Wireless
Special Features	Charging Indicator, Fast Charging, Short Circuit Protection, Wireless Charging
Compatible Devices	iPhone 15/14/13/12/11/X/XR/XS/8/SE3/SE2, iPhone Pro 15/14/13/12/11, iPhone Pro Max 15/14/13/12/11/XS, iPhone Plus 15/14/8, iPhone Mini 13/12, Apple Watch 9/SE/8-1, Apple Watch Ultra 2/Ultra, AirPods Pro 2/1, AirPods 3/2; Samsung Galaxy S23 Ultra/S23/S22/S21, and other Qi compatible devices

8. PRODUCT DEMONSTRATION VIDEO

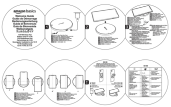


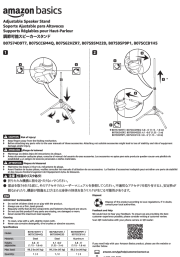
Your browser does not support the video tag.


Video 1: Official product demonstration of the Amazon Basics Wireless Charging Stand by Amazon Product Imaging.

9. WARRANTY AND SUPPORT

This product is covered by the Amazon Basics 1-Year Standard Limited Warranty. For warranty claims or technical support, please refer to the contact information provided in the Welcome Guide or visit the Amazon Basics support page.

Related Documents - WPC10-3CCOA

	<p>Amazon Basics 10W Wireless Stand: User Guide and Setup</p> <p>Comprehensive guide to setting up and using the Amazon Basics 10W Wireless Stand for Qi-enabled devices, including compatibility and charging tips.</p>
	<p>Amazon Basics 15W Qi Wireless Charging Pad: User Guide & Compatibility</p> <p>Welcome guide for the Amazon Basics 15W Qi-certified wireless charging pad. Learn about setup, charging indicators, compatibility with iPhone, Samsung, LG, and important warnings.</p>
	<p>Amazon Basics Premium Glass Screen Protector Installation Guide for iPhone</p> <p>Step-by-step installation guide and safety precautions for the Amazon Basics Premium Glass Phone Screen Protector, compatible with various iPhone models. Includes multilingual instructions.</p>
	<p>Amazon Basics Portable Stand User Manual - Setup Guide</p> <p>Official user manual for the Amazon Basics portable stand, providing step-by-step instructions for adjusting and using the device with tablets and phones.</p>
	<p>Amazon Basics 64-inch Extendable Tripod User Manual</p> <p>User manual for the Amazon Basics 64-inch Extendable Tripod, detailing its features for iPhones and smartphones in both selfie stick and tripod modes. Includes setup and usage instructions.</p>
	<p>Amazon Basics Adjustable Speaker Stand - Height Adjustable, Durable</p> <p>Official product information for the Amazon Basics Adjustable Speaker Stand. Includes safety guidelines, specifications, dimensions, load capacity, cleaning, and disposal instructions for models B07S74D9T7, B07SCC6M4Q, B07S62HZR7, B07S95M22D, B07S95P9P1, B07SCCB1H5.</p>



[\[pdf\]](#) User Manual

Amazon Basics 10W Qi Certified Wireless Charging Stand No AC Adapter Not Compatible with iPhone 12 WPC10 3CCOA User Manual B1V3c3WDHaS m media amazon images I

...

lang: **score:27** filesize: 2.78 M page_count: 2 document date: 2020-07-29