

Vanessa LM-115

VANESSA PRO 1-inch Titanium Flat Iron Hair Straightener (Model LM-115) Instruction Manual

Achieve sleek straight hair or beautiful curls with ease.

1. SAFETY INFORMATION

Please read all safety instructions carefully before using the VANESSA PRO Flat Iron. Failure to follow these instructions may result in electric shock, fire, or personal injury.

- **Burn Hazard:** Surfaces of the flat iron become extremely hot during use. Avoid direct contact with skin, especially the scalp, ears, and neck. Use the provided heat-resistant glove if applicable.
- **Electric Shock Risk:** Keep the appliance away from water. Do not use it near bathtubs, sinks, showers, or any other water-filled containers. Never immerse the appliance in water or other liquids. If the appliance falls into water, unplug it immediately. Do not reach into the water.
- **Fire Risk:** Unplug the appliance immediately after use and when not in use. Do not leave the appliance unattended when plugged in. Ensure the appliance is placed on a heat-resistant surface when hot. Keep away from flammable materials.
- **Children:** Keep out of reach of children. This appliance is not intended for use by persons with reduced physical, sensory, or mental capabilities, or lack of experience and knowledge, unless they have been given supervision or instruction concerning use of the appliance by a person responsible for their safety.
- **Damage:** Do not operate the appliance with a damaged cord or plug, or if it malfunctions or has been dropped or damaged in any manner. Contact customer service for repair.
- **Storage:** Allow the appliance to cool completely before storing. Do not wrap the cord around the appliance.

2. PRODUCT OVERVIEW

The VANESSA PRO 1-inch Titanium Flat Iron (Model LM-115) is designed for versatile hair styling, offering both straightening and curling capabilities. It features advanced technology to protect hair while delivering

professional results.

Key Features:

- **100% Pure Titanium Plates with Argan Oil:** Provides faster straightening, increased shine, and high levels of negative ions for silky, smooth, and conditioned hair. Designed to retain moisture and enhance hair health long-term.
- **Human-Factor Engineered Design:** Ergonomic shape for comfortable styling, reducing arm fatigue. Floating plates glide smoothly through hair, preventing pulling or snagging.
- **Adjustable Temperature Settings:** Features 11 temperature settings ranging from 265°F to 450°F, suitable for all hair types. An invisible screen displays the temperature only when the device is on.
- **Durable Construction:** Made with sturdy materials for a long service life.
- **Convenience Features:** Includes a 360° swivel cord for tangle-free use, dual voltage (100-240V) for international travel, and an automatic shut-off function for safety.
- **Multi-Tasking Tool:** Effectively straightens hair and creates bouncy curls with a single device.



Image: The VANESSA PRO 1-inch Titanium Flat Iron in black, showcasing its sleek design.

INFUSED WITH ARGAN OIL FOR ULTRA SMOOTH

Rich in antioxidants, vitamins and essential fatty acids, this rare and precious oil has been used for centuries to nourish hair.



Image: Diagram illustrating the Titanium, Argan Oil, and Keratin layers of the flat iron plates, highlighting their benefits for hair health and smoothness.

3. SETUP

1. **Unpack:** Carefully remove the flat iron and all accessories from the packaging.
2. **Inspect:** Check the appliance for any visible damage. Do not use if damaged.
3. **Plug In:** Insert the power plug into a suitable electrical outlet. Ensure the voltage is compatible (100-240V).

4. OPERATING INSTRUCTIONS

Powering On/Off:

- To turn on, press and hold the power button until the display illuminates.
- To turn off, press and hold the power button until the display turns off. The device also features an automatic shut-off after a period of inactivity for safety.

Adjusting Temperature:

The flat iron offers 11 temperature settings from 265°F to 450°F. Use the '+' and '-' buttons to increase or decrease the temperature. The invisible screen will display the selected temperature.

ADJUSTABLE TEMPERATURE

11 levels from
265°F to 450°F



Long press to power up

Image: Close-up of the flat iron showing the digital temperature display and the '+' and '-' buttons for adjustment.

Recommended Temperature Settings by Hair Type:

- **Fine & Fragile Hair:** 265°F - 285°F
- **Normal Hair:** 340°F - 375°F
- **Coarse & Wavy Hair:** 375°F - 410°F
- **Thick Hair:** 410°F - 450°F






WAVY	NATURAL	DAMAGED
	320°F	320°F
	375°F	320°F
	375°F	320°F

Image: Visual guide for recommended temperature settings based on hair texture and condition.

Straightening Hair:

1. Ensure hair is clean, dry, and detangled. Apply a heat protectant spray.
2. Divide hair into small, manageable sections (about 1-inch wide).
3. Starting from the roots, clamp a section of hair between the plates.
4. Smoothly glide the flat iron down the hair section to the ends. Repeat if necessary, but typically one pass is sufficient for a sleek look.
5. Continue with all sections until desired straightness is achieved.

Curling Hair:

The rounded edges of the VANESSA PRO Flat Iron allow for easy curling.

1. Ensure hair is clean, dry, and detangled. Apply a heat protectant spray.
2. Divide hair into small, manageable sections.
3. Starting near the roots, clamp a section of hair between the plates.
4. Rotate the flat iron 180 degrees (half turn) away from your face.
5. Slowly glide the flat iron down the hair section to the ends, maintaining the rotation. The slower you glide, the tighter the curl.
6. Release the hair and allow the curl to cool before touching it to set the style.

Your browser does not support the video tag.

Video: A user demonstrates the straightening and curling capabilities of the flat iron, highlighting its ease of use and quick results.

5. MAINTENANCE

- **Cleaning:** Ensure the appliance is unplugged and completely cool before cleaning. Wipe the plates and exterior with a soft, damp cloth. Do not use abrasive cleaners or harsh chemicals.
- **Storage:** Store the flat iron in a cool, dry place. Do not wrap the cord tightly around the appliance, as this can cause damage.

6. TROUBLESHOOTING

- **Appliance not heating:** Ensure the flat iron is properly plugged into a working electrical outlet and the power button has been pressed and held to turn it on. Check if the automatic shut-off has activated.
- **Hair pulling or snagging:** Ensure hair is completely detangled before use. Take smaller sections of hair. The floating plates are designed to minimize snagging.
- **Frizz persists:** Ensure the correct temperature setting is used for your hair type. Consider using a heat protectant or anti-frizz product before styling.

Your browser does not support the video tag.

Video: A user discusses an issue with the flat iron not heating up after a few uses, providing a potential troubleshooting scenario.

7. SPECIFICATIONS

Feature	Detail
Product Dimensions	13.15 x 1.93 x 1.93 inches
Item Model Number	LM-115
Weight	12 ounces
Brand	Vanessa
Material	Titanium
Color	Black
Temperature Range	265°F - 450°F (11 settings)
Voltage	Dual Voltage (100-240V)
Auto Shut-off	Yes
Swivel Cord	360°

8. WARRANTY AND SUPPORT

For warranty information, product support, or to inquire about repairs, please refer to the contact details provided with your product packaging or visit the official Vanessa Pro website. Keep your purchase receipt as proof of purchase.