

## Anker A2633

# Anker Nano (PowerPort III Nano) 20W USB-C Charger Instruction Manual

Model: A2633

## 1. INTRODUCTION

Thank you for choosing the Anker Nano (PowerPort III Nano) 20W USB-C Charger. This compact and powerful charger is designed to provide high-speed charging for a wide range of mobile devices, including iPhones, iPads, and Android smartphones. This manual provides essential information for safe and optimal use of your charger.

## 2. SAFETY INFORMATION

Please read and follow all safety instructions before using this product to prevent fire, electric shock, injury, or property damage.

- Do not expose to liquids, moisture, or extreme temperatures.
- Do not disassemble or attempt to repair the charger.
- Avoid dropping or subjecting the charger to strong impacts.
- Use only with compatible USB-C cables (not included).
- Unplug the charger during lightning storms or when unused for long periods.
- Keep out of reach of children.

## 3. PACKAGE CONTENTS

- 2 × Anker Nano (PowerPort III Nano) 20W USB-C Charger
- Welcome Guide

*Note: Charging cables are not included and must be purchased separately.*

## 4. PRODUCT OVERVIEW

The Anker Nano charger features a compact design with advanced charging technology to deliver optimal power efficiently.



Figure 1: Two Anker Nano 20W USB-C Chargers.

### Key Features:

- **High-Speed Charging:** Equipped with a USB-C Power Delivery port, delivering 20W of power for rapid charging.
- **Ultra-Compact Design:** Measuring just over 1 inch on each side, it's highly portable and ideal for travel.
- **Universal Compatibility (PowerIQ 3.0):** Anker's exclusive technology ensures optimized charging speeds for a wide range of mobile devices.
- **Advanced Safety:** Integrated technology reduces size, boosts efficiency, and improves heat dissipation for safe operation.



# Lightweight. Portable. Pocketable.

50% \*  
Smaller



\*Compared to an original 20W charger.

Figure 2: The compact design of the Anker Nano charger allows for easy portability.

## 5. SETUP AND OPERATION

### 5.1 Connecting the Charger

1. Insert a compatible USB-C charging cable (not included) into the USB-C port of the Anker Nano charger.
2. Plug the Anker Nano charger into a standard wall outlet.
3. Connect the other end of the USB-C cable to your mobile device.

### 5.2 Charging Your Device

The Anker Nano charger automatically detects the connected device and delivers the optimal charging speed up to 20W. For fast charging, ensure your device and cable support USB Power Delivery (PD).

# 20W Fast Charging for the New iPhone

## 3X<sup>\*</sup> Faster



\*Charging speed compared to using an original 5W charger to charge iPhone 13/13 Pro from 0-50%.

Figure 3: Charging an iPhone using the Anker Nano 20W USB-C Charger.

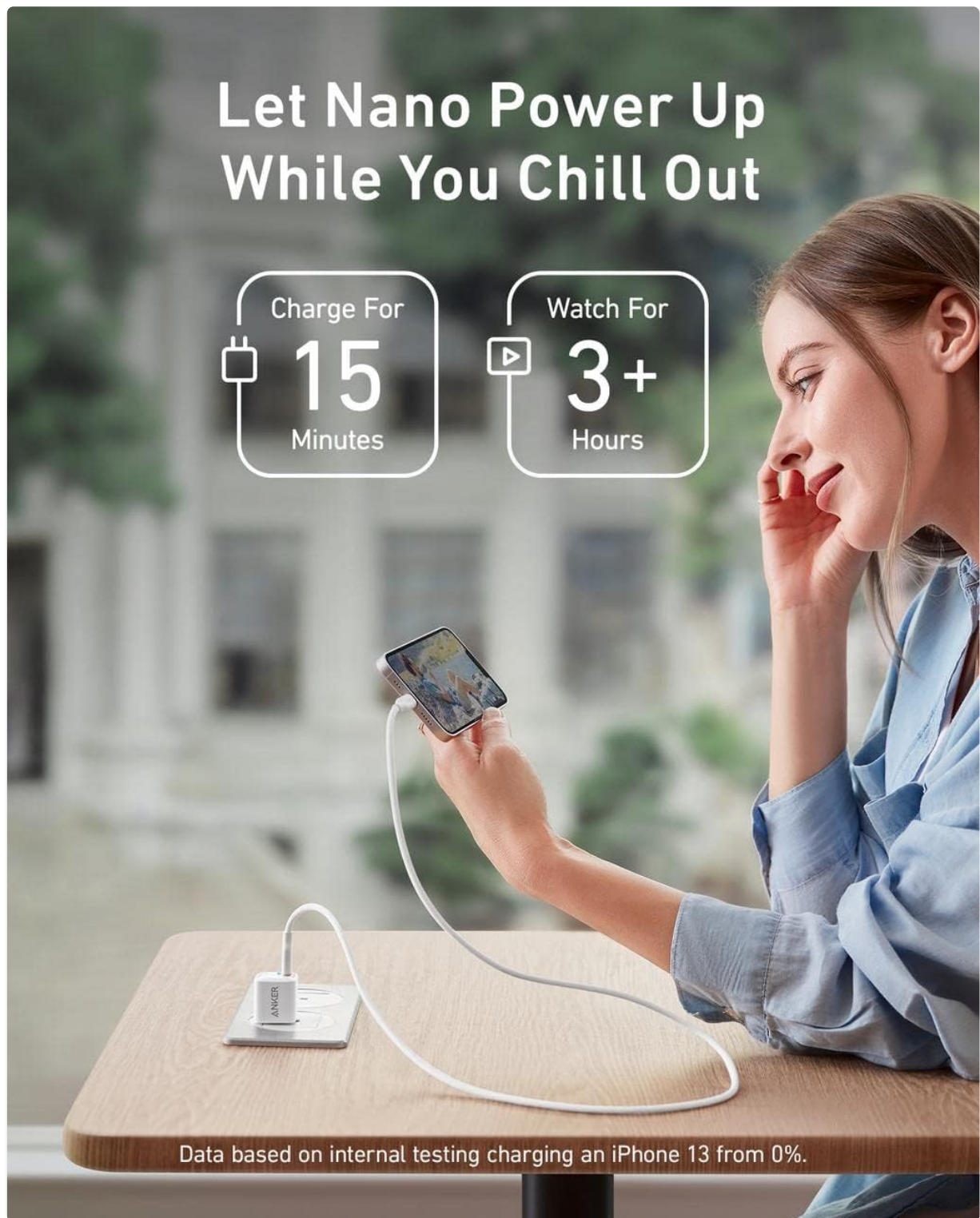
For example, an iPhone 13/13 Pro can charge to 50% in approximately 25 minutes, which is up to 3 times faster than with an original 5W charger.



# Let Nano Power Up While You Chill Out

Charge For  
**15**  
Minutes

Watch For  
**3+**  
Hours



Data based on internal testing charging an iPhone 13 from 0%.

Figure 4: Example of rapid charging performance.

## 5.3 Compatibility

The Anker Nano charger is optimized for a wide range of devices:

- **iPhones:** iPhone 13 / 13 Pro / 13 Pro Max / iPhone 12 / 12 mini / 12 Pro / 12 Pro Max / iPhone SE (2nd generation) / 11 / 11 Pro / 11 Pro Max / XS / XS Max / XR / X / 8 Plus / 8
- **iPads:** iPad Pro 12.9-inch (4th / 3rd / 2nd / 1st generation); iPad Pro 11-inch (2nd / 1st generation); iPad Pro 10.5-inch; iPad Air (4th / 3rd generation); iPad (8th / 7th generation); iPad mini (5th generation)
- **Other Devices:** AirPods, Apple Watch, Galaxy S10 / S10+ / S10e / S9 / S9+ / S8 / S8+, Note 9 / 8, Pixel 3a / 3XL / 3 / 2 XL / 2, and more.

- **Note:** Will charge Nintendo Switch but does not support "Charge-and-Play" in TV mode.



This charger only works with USB-C cables.

Figure 5: The Anker Nano charger is compatible with a wide range of mobile devices.

## 5.4 Important Notes

- After connecting to iPhone (8 / 8 Plus / X / XS Max / XS / XR), fast charging (9V) will begin automatically.
- This charger is compatible with Note 10 / Note 10+, but does not support full-speed fast charging.
- Use a USB-C to Lightning cable for Lightning devices and a USB-C to USB-C cable for USB-C devices.

## 6. SPECIFICATIONS

Feature	Detail
Model Number	A2616 (also referred to as A2633)
Product Dimensions	1.18 x 1.08 x 1.08 inches
Item Weight	2.08 ounces
Input	100-240V ~ 0.6A 50-60Hz
Output	5V=3A / 9V=2.22A (20W Max)
Connector Type	USB Type C
Special Features	Fast Charging, PowerIQ 3.0, Dynamic Temperature Sensor
Color	White

## 7. MAINTENANCE

To ensure the longevity and optimal performance of your Anker Nano charger, follow these maintenance guidelines:

- **Cleaning:** Disconnect the charger from the power outlet before cleaning. Use a dry, soft cloth to wipe the surface. Do not use liquid cleaners or aerosols.
- **Storage:** Store the charger in a cool, dry place away from direct sunlight and extreme temperatures.
- **Handling:** Avoid bending or twisting the charging cable excessively, as this can damage the internal wires.

## 8. TROUBLESHOOTING

If you encounter issues with your Anker Nano charger, refer to the following common solutions:

- **Charger Not Working:** Ensure the charger is securely plugged into a functioning wall outlet. Try a different outlet.
- **Slow Charging:** Verify that your charging cable and device support Power Delivery (PD) for optimal speeds. Ensure the cable is not damaged.
- **Device Not Charging:** Check the connection between the cable and your device. Try a different cable or device to isolate the issue.
- **Overheating:** The charger has built-in temperature monitoring. If it feels excessively hot, disconnect it immediately and allow it to cool down. Ensure it's used in a well-ventilated area.

If the problem persists, please contact Anker customer service for further assistance.

## 9. OFFICIAL PRODUCT VIDEO







Your browser does not support the video tag.

Video 1: Anker Nano USB-C Charger (Model A2633) overview by AnkerDirect, highlighting its features and compact design.

## 10. WARRANTY AND CUSTOMER SUPPORT

Anker provides a worry-free 18-month warranty for this product. For any questions, issues, or warranty claims, please contact Anker customer service. Our friendly customer service team is ready to assist you.

### Related Documents - A2633

	<p><a href="#">Anker PowerPort III Nano (A2633) User Manual - Fast Charging Guide</a></p> <p>Official user manual for the Anker PowerPort III Nano (Model A2633), providing instructions on safe and efficient charging, product specifications, and warranty information.</p>
	<p><a href="#">Anker PowerPort III Nano (A2633) User Manual and Specifications</a></p> <p>Comprehensive user manual for the Anker PowerPort III Nano charger (model A2633). Includes setup instructions, safety warnings, technical specifications, warranty information, and customer support contact details.</p>
	<p><a href="#">Anker 521 Charger (Nano Pro) A2038 User Manual - 40W Fast USB-C Charging</a></p> <p>Official user manual for the Anker 521 Charger (Nano Pro) A2038. Provides safety guidelines, usage instructions, technical specifications, and customer support information for this 40W dual-port USB-C fast charger.</p>
	<p><a href="#">Anker 20W Dual Port USB-C Wall Charger User Manual</a></p> <p>User manual for the Anker 20W Dual Port USB-C Wall Charger (Model A2348), detailing product features, specifications, usage instructions, safety warnings, conformity declarations, customer support, and warranty information.</p>
	<p><a href="#">Anker Nano USB-C Wall Charger (30W) User Manual and Specifications</a></p> <p>Official user manual and specifications for the Anker Nano USB-C Wall Charger (30W), model A2337. Learn about its features, safety guidelines, and technical details.</p>
	<p><a href="#">Anker Nano Power Bank (30W, Built-In USB-C Cable) User Manual</a></p> <p>User manual for the Anker Nano Power Bank, a 10,000mAh portable charger with a built-in USB-C cable, PD 30W output, and fast charging capabilities. This manual provides important safety instructions, declarations of conformity, and customer support information in multiple languages.</p>