

Twinkly TWI190STP-TUS

Twinkly Icicle App-Controlled LED Christmas Lights

Model: TWI190STP-TUS

Brand: Twinkly

INTRODUCTION

This manual provides instructions for the setup, operation, and maintenance of your Twinkly Icicle App-Controlled LED Christmas Lights. These smart, addressable RGB LED lights offer extensive customization for both indoor and outdoor decorative lighting.

The Twinkly Icicle lights are designed to transform your space with light, offering virtually unlimited ways to create unique lighting displays. They are suitable for various applications, including roofs, awnings, windows, and general indoor/outdoor decoration.

Key features include:

- App-controlled management via Bluetooth and Wi-Fi.
- Extensive customization with preset effects, animations, and the ability to create personalized designs.
- Grouping functionality for synchronizing multiple devices.
- Timer, dimming, and brightness adjustment features.
- Weatherproof design for both indoor and outdoor use.
- Compatibility with Twinkly Music (sold separately) for synchronized audio-visual effects.

SETUP

Follow these steps to set up your Twinkly Icicle lights:

1. **Unpack the Lights:** Carefully remove the Twinkly Icicle lights and controller from their packaging. Ensure all components are present.
2. **Download the Twinkly App:** Download the free Twinkly app from the iOS App Store or Google Play Store on your smartphone or tablet.
3. **Power On:** Plug the Twinkly Icicle lights into a power outlet. The lights will illuminate.
4. **Initial Connection (Bluetooth):** Open the Twinkly app. The app will guide you through establishing a

Bluetooth connection with your device. Follow the on-screen prompts to detect and connect to your Twinkly lights.

5. **Connect to Wi-Fi:** Once connected via Bluetooth, the app will prompt you to connect your Twinkly lights to your home or office Wi-Fi network (2.4GHz network required). This enables full app functionality and remote control. If a local Wi-Fi network is unavailable, you can use the built-in direct Wi-Fi option.
6. **Map Your Lights:** The Twinkly app features a mapping function that uses your device's camera to identify the position of each LED. This allows for pixel-perfect effects and animations. Follow the app's instructions for easy or advanced mapping. Ensure the lights are visible to your camera and avoid reflective surfaces for best results.



Image: Twinkly Icicle LED Lights product packaging, lights, and smartphone app interface. This image shows the product box, the bundled icicle lights, and a smartphone displaying the Twinkly app with various effect options.

Mappable lights

Pixel-perfect layout to play advanced effects




Image: Smartphone screen displaying the Twinkly app's mapping feature. The app interface shows a virtual representation of the icicle lights, allowing users to precisely map their physical layout for customized effects.

OPERATING INSTRUCTIONS

Once your Twinkly Icicle lights are set up and mapped, you can control them using the Twinkly app:

- **Effect Selection:** Browse through a wide range of preset effects and animations within the app. Select an effect to apply it instantly to your lights.
- **Customization:** Use the FX Wizard to create your own personalized effects. You can virtually draw effects on your lights with your finger, choosing from over 16 million colors, shades, gradients, hues, and tints.

- **Grouping Devices:** If you have multiple Twinkly devices, you can group them together in the app to create synchronized scenes and multi-object decorations. This allows for a unified lighting display across larger areas.
- **Timers and Scheduling:** Set automated playlists, schedule on/off times, and adjust brightness and dimming levels directly from the app.
- **Smart Home Integration:** Twinkly lights are compatible with smart home systems like Amazon Alexa and Google Home. Connect your Twinkly account to these platforms to control your lights using voice commands.
- **Twinkly Music (Optional):** Enhance your experience by integrating with Twinkly Music (sold separately). This smart USB-powered sound sensor interprets ambient music and sounds, applying synchronized colors and effects to your lights for an audiovisual experience.

Create moods with color

Swipe, play, edit and create effects
in over 16 million colors



Image: Smartphone screen displaying the Twinkly app with a color palette. This image illustrates the app's interface for selecting and customizing light colors from a wide spectrum.

Group for synced scenes

Group several Twinkly devices virtually
for amazing multi-object decorations

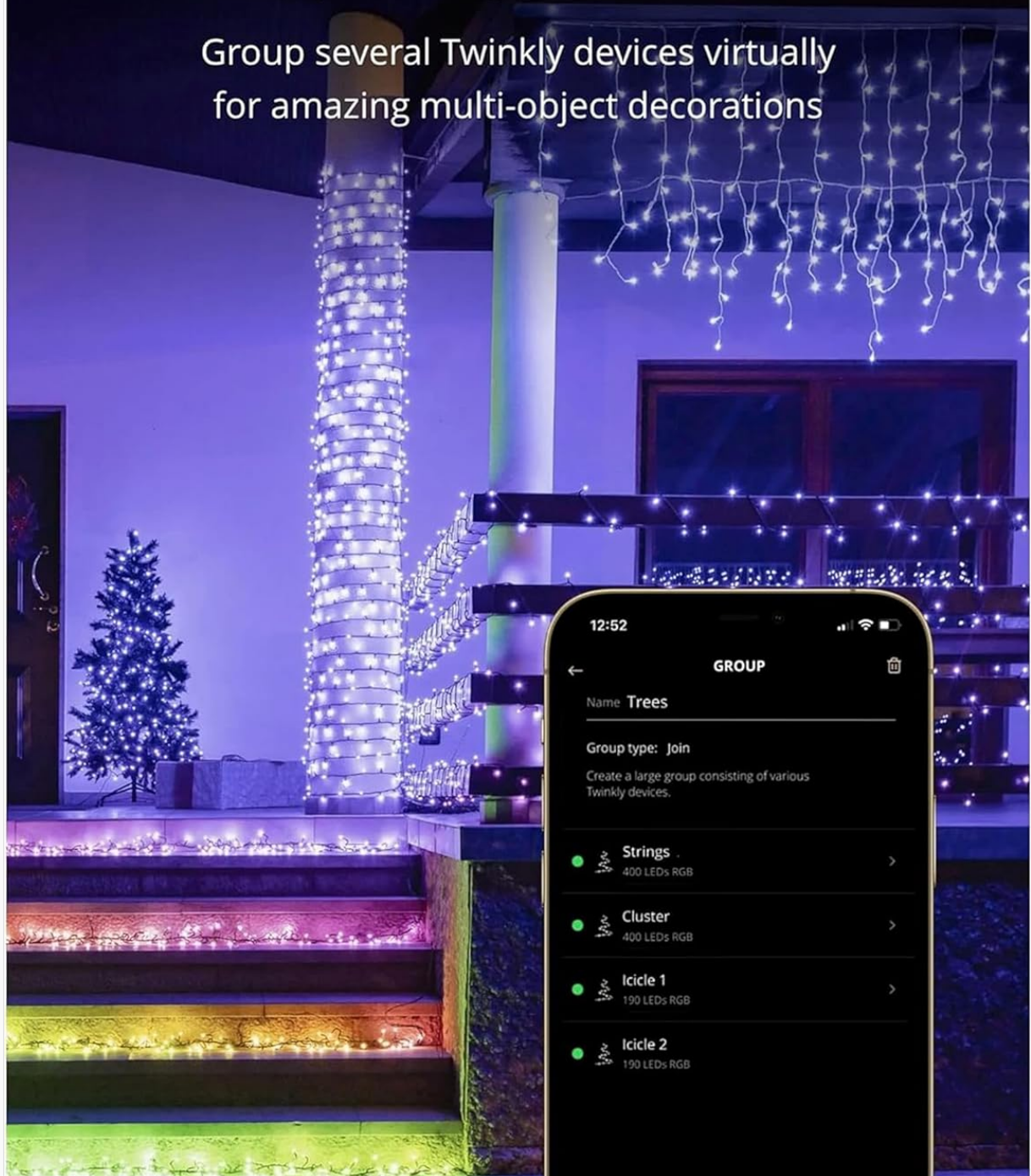


Image: Smartphone screen displaying the Twinkly app's grouping feature. The app shows options to group various Twinkly devices, such as Strings, Cluster, and Icicle lights, for synchronized effects.

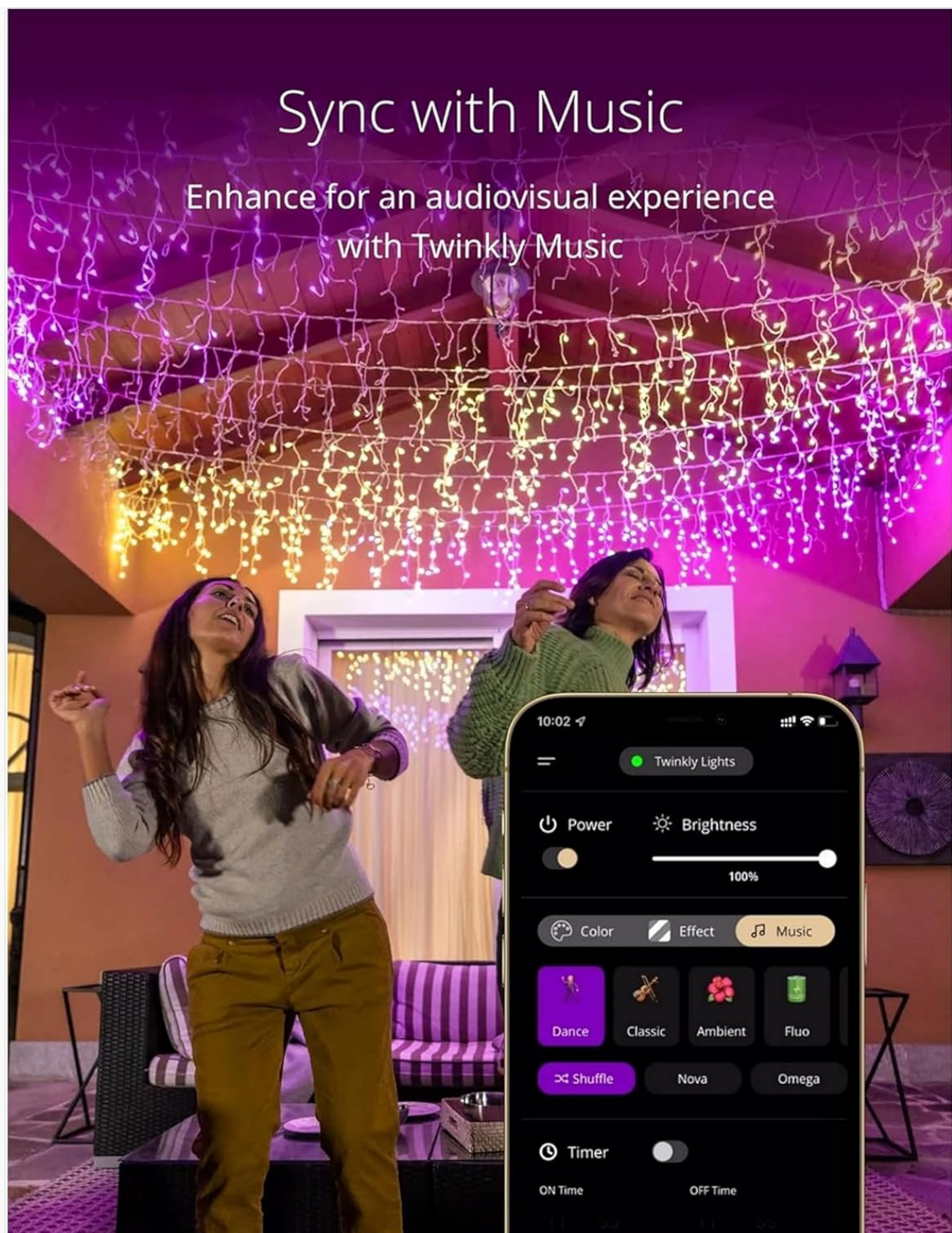


Image: Twinkly Icicle lights synchronized to music. Two individuals are shown dancing under icicle lights, with a smartphone displaying the Twinkly app's music synchronization interface.

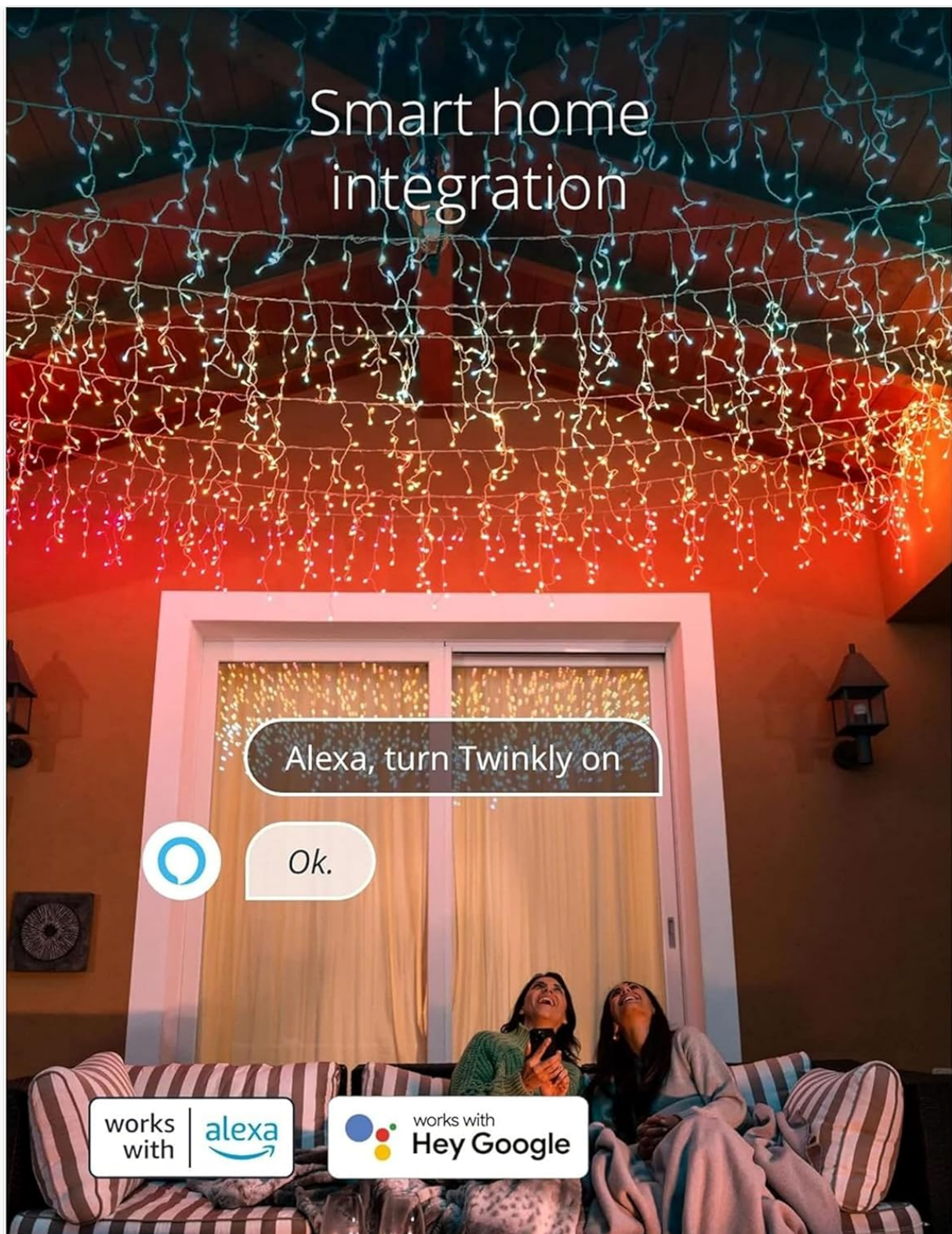


Image: Twinkly Icicle lights integrated with smart home systems. Two individuals are shown interacting with smart home devices, demonstrating voice control compatibility with Alexa and Hey Google for the Twinkly lights.

MAINTENANCE

To ensure the longevity and optimal performance of your Twinkly Icicle lights, consider the following maintenance guidelines:

- **Cleaning:** Gently wipe the lights with a soft, dry cloth to remove dust or debris. Avoid using harsh chemicals or abrasive materials.
- **Storage:** When not in use, store the lights in their original packaging or a protective container in a cool, dry place. Avoid tangling the wires to prevent damage to the LEDs or connections.

- **Weather Protection:** While the lights are weatherproof (IP44 rated), prolonged exposure to extreme weather conditions may affect their lifespan. Ensure all connections are secure and protected from moisture.
- **Inspection:** Periodically inspect the lights and wiring for any signs of damage, such as frayed wires or cracked bulbs. Discontinue use if any damage is found and contact support.

TROUBLESHOOTING

If you encounter issues with your Twinkly Icicle lights, refer to the following troubleshooting tips:

- **Lights Not Turning On:**
 - Ensure the power adapter is securely plugged into a working outlet.
 - Check the connection between the lights and the controller.
- **App Connectivity Issues (Bluetooth/Wi-Fi):**
 - Ensure Bluetooth is enabled on your smartphone and the device is close to the Twinkly controller during initial setup.
 - Verify that your Wi-Fi network is 2.4GHz. Twinkly devices do not support 5GHz networks.
 - Restart your Wi-Fi router and the Twinkly controller.
 - If issues persist, try resetting the Twinkly controller (refer to the app for specific reset instructions).
- **Inaccurate Mapping or Effects:**
 - Ensure the lights are fully untangled and spread out during the mapping process.
 - Perform the mapping in moderate ambient light, avoiding overly bright or dark conditions.
 - Keep your mobile camera steady during mapping.
 - Remap the lights if you have significantly changed their physical arrangement.
- **Flickering Lights:**
 - Check for loose connections.
 - Ensure the firmware is up to date via the Twinkly app.
 - If individual bulbs are consistently flickering or going out, contact customer support.
- **Firmware Update Issues:**
 - Ensure a stable Wi-Fi connection during firmware updates.
 - If an update fails, power cycle the Twinkly controller and attempt the update again.

SPECIFICATIONS

Feature	Detail
Model Number	TWI190STP-TUS
Brand	Twinkly
Color	Multicolored
Indoor/Outdoor Usage	Indoor, Outdoor

Special Feature	Color Changing
Light Source Type	LED
Power Source	Corded Electric
Light Color	Multicolor
Theme	Christmas
Occasion	Wedding
Style	Modern
Material	Plastic
Controller Type	App-controlled (Android, iOS)
Number of Light Sources	190
Voltage	120 Volts
Bulb Base	GU5.3
Included Components	Smart controller, 190 LED lights
Item Weight	1.65 Pounds
Product Dimensions (L x W x H)	7.87 x 7.09 x 3.35 inches
Control Method	App
Seasons	Winter
Batteries Included?	No
Batteries Required?	No

For all seasons



Weatherproof lights great for holidays,
parties, and everyday use.







Image: Graphic displaying key specifications of Twinkly Icicle lights. This visual summary highlights features such as 190 LEDs, dimensions (16.4 x 2.3 ft), drop length (10cm/4in), connectivity (Wi-Fi + Bluetooth), plug type (Type A), and weatherproof rating (IP44).

WARRANTY AND SUPPORT

Specific warranty details for the Twinkly Icicle App-Controlled LED Christmas Lights are not provided in this manual. For detailed warranty information, product support, or to contact customer service, please visit the official Twinkly store or website.

You can find additional resources and contact information at the [Twinkly Brand Store](#).

© 2025 Twinkly. All rights reserved.

	<p>Twinkly Icicle Generation II Smart LED Lights User Manual</p> <p>Discover the Twinkly Icicle Generation II smart LED lights. This manual provides setup, usage, safety, and troubleshooting instructions for your decorative lighting.</p>
	<p>Twinkly Curtain: Smart LED Lights User Manual & Setup Guide</p> <p>Comprehensive user manual and setup guide for Twinkly Curtain smart LED lights. Learn installation, app control, and how to create stunning light effects for any space.</p>
	<p>Twinkly TWS400STP-BEU: Smart RGB LED Christmas String Lights - Generation II</p> <p>Discover the Twinkly TWS400STP-BEU, a Generation II smart RGB LED string light for Christmas and year-round decoration. Features app control, Wi-Fi/Bluetooth, 400 LEDs, smart home integration, and customizable effects.</p>
	<p>Twinkly Smart Decoration Quick Guide - Setup and Usage</p> <p>Learn how to quickly set up and use your Twinkly smart LED lights. This guide covers app connection, controller setup, password, and applying effects for festive decorations.</p>
	<p>Twinkly Strings Generation II: Smart LED Lights User Guide</p> <p>Discover the Twinkly Strings Generation II, smart app-controlled LED lights for creating dynamic and personalized indoor and outdoor lighting decorations. This guide provides setup, usage, and safety information.</p>
	<p>Lumations Twinkly Icicle Style Smart LED Light Strings: Instructions and Setup Guide</p> <p>A comprehensive guide for Lumations Twinkly Icicle Style Smart LED Light Strings, covering safety precautions, setup instructions, app integration, connection modes, troubleshooting, and preset effects.</p>