

## Paddie Adjustable Professional Facial Bed Massage Table

# Paddie Adjustable Professional Facial Bed Massage Table

## USER MANUAL

### 1. Introduction

---

This manual provides essential instructions for the assembly, operation, and maintenance of your Paddie Adjustable Professional Facial Bed Massage Table. Please read this manual thoroughly before initial use to ensure proper function and longevity of the product. This versatile table is designed for professional use in various settings, including massage, tattoo, microblading, lash extension, waxing, and general beauty services.



Image 1.1: Paddie Adjustable Professional Facial Bed Massage Table in a typical chair configuration.

## 2. Product Features

---

The Paddie Adjustable Professional Facial Bed Massage Table is engineered with several features to enhance user experience and client comfort:

- **Durable Construction:** Made with wear-resistant PU leather and high-density foam cushioning. Features double-edge stitching for enhanced durability. The surface is oil-resistant and water-resistant, designed to resist stains.
- **Adjustable Design:** Backrest and leg rest can be adjusted independently and fold flat. The backrest adjusts up to 45 degrees, and the footrest adjusts down to 35 degrees, allowing conversion from a bed to a chair.
- **Ergonomic Comfort:** Wide backrest and adjustable angles conform to body curves, providing ergonomic support and relieving stress on the spine, neck, and waist.
- **Removable Components:** Includes a detachable head cushion with a face hole for varied massage postures and removable armrests for unobstructed client access.
- **Integrated Storage:** Equipped with a detachable storage pocket and a towel hook for convenient access to tools and towels.
- **Stable Support:** Features a double rack and heavy-duty steel frame, supporting up to 150kg (330lbs).


Anti-slip foot pads ensure stability and prevent movement.



Image 2.1: Annotated diagram highlighting key features of the facial bed.



Anti-Slip Footpads



Removable Armrest

Image 2.2: Detail of anti-slip footpads and removable armrests.

## Detachable Headrest

 Waterproof PU Leather



Image 2.3: Detachable headrest with breathing hole.

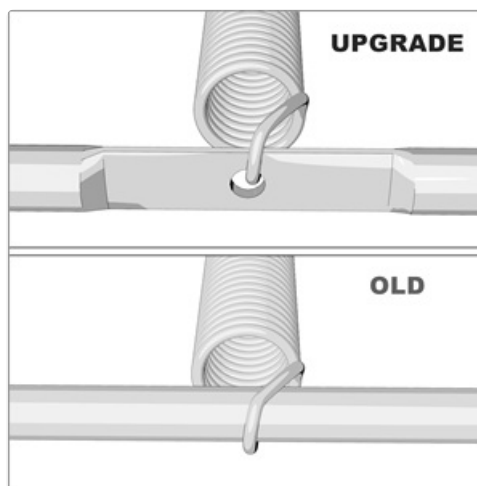


Image 2.4: Detachable storage pocket for accessories.

### 3. Setup and Assembly

The Paddie Adjustable Professional Facial Bed Massage Table requires assembly. Detailed installation instructions and all necessary set-up tools are included with your product packaging. Please follow the

provided step-by-step guide carefully.

1. Unpack all components and verify against the parts list in the separate assembly guide.
2. Assemble the main frame according to the instructions.
3. Attach the upholstered sections, ensuring all connections are secure.
4. Install the detachable headrest, armrests, storage pocket, and towel hook as desired.




Image 3.1: Example of assembly tools provided.

## 4. Operating Instructions

---

The table offers flexible adjustments for client comfort and service versatility.

- **Backrest Adjustment:** To adjust the backrest, locate the adjustment mechanism (typically a lever or knob) beneath the backrest section. Lift or release the mechanism and move the backrest to the desired angle (0-45 degrees). Ensure it locks securely into place before use.
- **Footrest Adjustment:** Similarly, adjust the footrest by engaging its mechanism and positioning it to the preferred angle (0-35 degrees). Confirm it is locked before a client uses the table.
- **Headrest and Armrest:** The headrest can be detached or re-positioned. Armrests are removable to provide full access around the client.



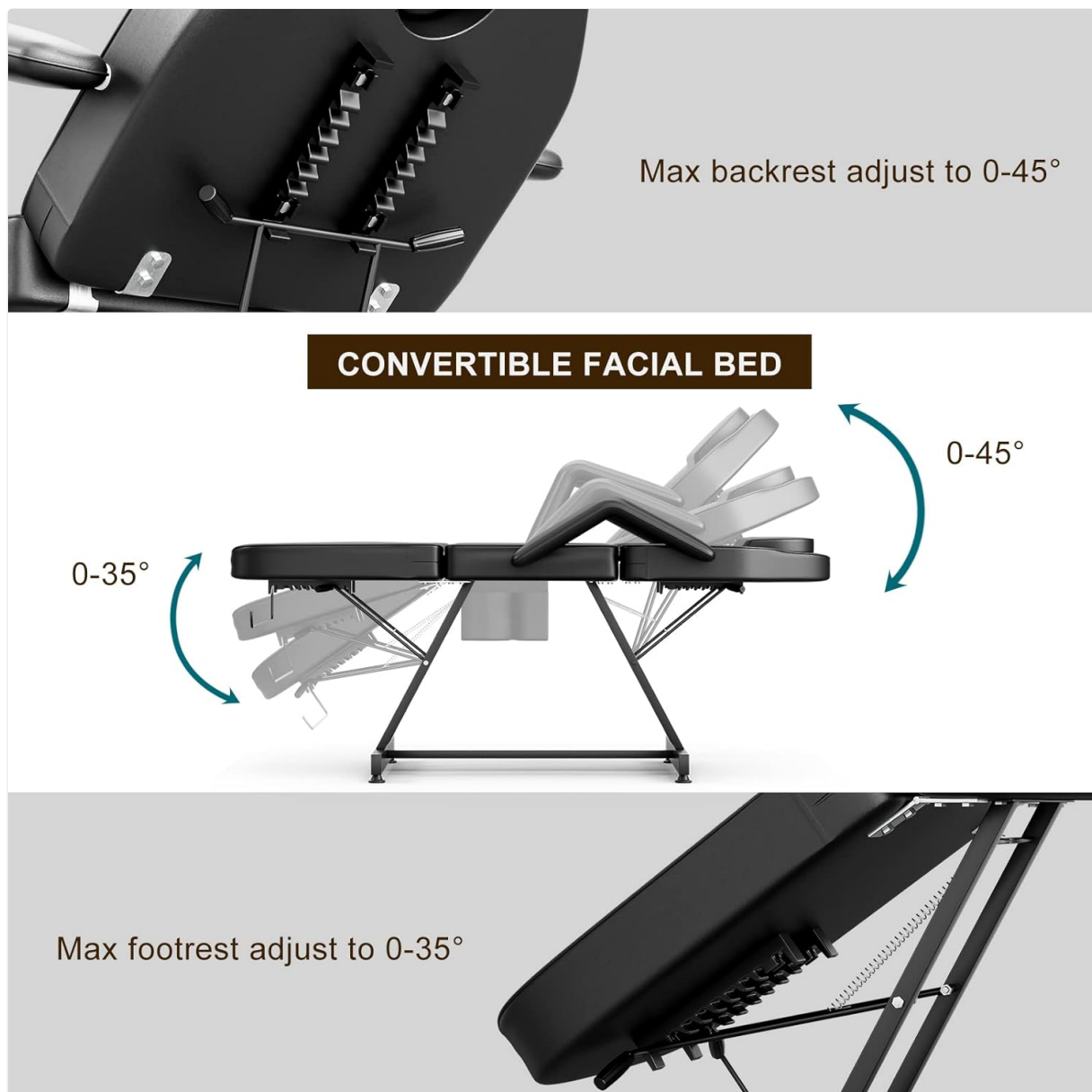


Image 4.1: Backrest and footrest adjustment range.

## 5. Maintenance and Care

---

Proper maintenance ensures the longevity and hygienic condition of your facial bed.

- **Cleaning:** Wipe the PU leather surface with a dry cloth after each use. For deeper cleaning, use a mild, non-abrasive cleaner suitable for PU leather. Avoid harsh chemicals or abrasive materials that could damage the surface.
- **Stain Resistance:** The surface is designed to be oil-resistant and water-resistant, making it easy to clean spills promptly.
- **Frame Inspection:** Periodically check all bolts and connections on the steel frame to ensure they are tight and secure. Tighten any loose fasteners as needed.
- **Storage:** When not in use for extended periods, store the table in a clean, dry environment away from direct sunlight and extreme temperatures.

## 6. Troubleshooting

---

If you encounter any issues with your Paddie Facial Bed, consider the following:

- **Stability Issues:** Ensure the table is placed on a flat, even surface. Check that all anti-slip foot pads are intact and making full contact with the floor. Verify all frame connections are securely tightened.
- **Adjustment Difficulty:** If the backrest or footrest is difficult to adjust, check for any obstructions in the mechanism. Ensure the release levers or knobs are fully engaged or disengaged as required. Do not force adjustments.
- **Damaged Components:** If any part appears damaged or defective, cease use immediately and contact customer support for assistance. Do not attempt unauthorized repairs.

## 7. Specifications

Feature	Detail
Brand	Paddie
Model	Adjustable Professional Facial Bed Massage Table
Material	PU leather, Heavy-duty steel frame
Color	Black
Dimensions (L x W x H)	72.0" x 23.6" x 28.1" (Bed position)
Weight Capacity	Up to 150 kg (330 lbs)
Backrest Adjustment	0-45 degrees
Footrest Adjustment	0-35 degrees
Product Care	Wipe with Dry Cloth
UPC	699973869112
ASIN	B086VGK5FM



# PRODUCT SIZE



Material	Dimensions	Capacity
High-Quality Leather Metal Leg	72Lx23.6W*28.1H inch	300 lbs

Image 7.1: Product dimensions and weight capacity.

## 8. Warranty and Support

For warranty information, product support, or to report any issues, please refer to the documentation included with your purchase or contact Paddie customer service directly. Contact details can typically be found on the product packaging or the official Paddie website.