

VTech IS8151-5

VTech IS8151-5 Super Long Range 5 Handset DECT 6.0 Cordless Phone User Manual

Model: IS8151-5

PRODUCT OVERVIEW

The VTech IS8151-5 DECT 6.0 Expandable Cordless Phone system offers super long-range coverage, Bluetooth Connect to Cell technology, and smart call blocking features. Designed for home use, it provides clear communication and convenience with multiple handsets.



Image: The VTech IS8151-5 cordless phone system, showing the main base unit and five cordless handsets.

WHAT'S IN THE BOX

- Phone Base
- 5 Cordless Handsets
- 5 AC Adapters

SETUP

Initial Setup and Charging

Before using your new VTech phone system, ensure all components are properly connected and the handsets are fully charged.

1. Connect the phone base to a power outlet and a telephone wall jack (if using a landline).
2. Insert the battery into each cordless handset and place them on the charging cradles.

3. Allow at least 16 hours for the handsets to fully charge before initial use.

Experience Super Long Range Coverage and Clarity



Wireless bluetooth®



Full-duplex speakerphone



DECT 6.0 digital technology



Super long range 2,300 feet



Image: A VTech cordless handset placed on its charging base, illustrating proper charging setup.

Bluetooth Connect to Cell Setup

This system allows you to make and receive cellular calls using your cordless handsets. You can pair up to two cell phones.

1. On the phone base, press the **MENU** button.
2. Navigate to **Bluetooth** and press **SELECT**.
3. Select **Add New Phone** and follow the on-screen prompts to pair your cell phone.
4. Ensure your cell phone's Bluetooth is enabled and discoverable.

Caller ID announce



Image: A visual representation of the phone system's ability to connect to both landline and cellular networks via Bluetooth.

OPERATING INSTRUCTIONS

Making and Receiving Calls

- To make a call, dial the number and press **HOME/FLASH** for landline or **CELL 1/CELL 2** for cellular.
- To answer a call, press any dialing key or **HOME/FLASH** or **CELL 1/CELL 2**.
- The system features Caller ID Announce, which audibly announces the caller's name or number.

Enjoy the freedom to make and receive cellular calls and land line call



Image: The phone system demonstrating the Caller ID Announce feature, showing a call from "Johnson".

Smart Call Blocker

The Smart Call Blocker feature helps filter robocalls and unwanted calls. You can block numbers on the spot or add them to a block list.

1. During a call, press the **CALL BLOCK** button to block the current caller.
2. To manage your block list, press **CALL BLOCK** when the phone is idle, then select **Block list**.
3. You can add new entries manually or from the Caller ID log.

One touch call block



Image: A close-up view of the handset highlighting the "CALL BLOCK" button for easy access to nuisance call blocking.

Digital Answering System

The integrated digital answering system records up to 22 minutes of messages, announcements, and memos. It includes a voice guide for easy setup.

- To play messages, press **PLAY/STOP** on the base unit.
- The LED message counter on the base displays the number of new messages.

Digital answering system with voice guide



22 minutes of incoming messages



Outgoing announcements and memos



Built-in voice guide



Image: The phone system's digital answering system, showing features like message recording and voice guide.

MAINTENANCE

Battery Care

To maintain optimal battery performance, ensure handsets are placed on their chargers when not in use. Replace batteries when they no longer hold a charge effectively.

Cleaning

Wipe the phone and base with a soft, damp cloth. Avoid using harsh chemicals or abrasive cleaners.

TROUBLESHOOTING

If you experience issues with your VTech IS8151-5 system, try the following common solutions:

Common Troubleshooting Steps

Problem	Solution
No dial tone	Ensure the phone line cord is securely connected to the base and the wall jack. Check if other phones on the same line are working.
Handset not charging	Verify the AC adapter is plugged in correctly. Clean the charging contacts on the handset and cradle with a dry cloth.
Cannot make/receive calls via Bluetooth	Ensure your cell phone's Bluetooth is on and it is paired with the phone system. Check the Bluetooth connection status on the phone base.
Poor range/static	Move the phone base to a central location away from other electronic devices. Ensure there are no large metal objects or thick walls between the handset and base.

Video Guide: How to create a Block List

Your browser does not support the video tag.

Video: A step-by-step guide on how to create and manage your block list on the VTech IS8151-5 phone system to filter unwanted calls.

SPECIFICATIONS

- Model Number:** IS8151-5
- Product Dimensions:** 8.73 x 4.48 x 7.4 inches
- Item Weight:** 4.21 pounds
- Batteries:** 5 AAA batteries required (included)
- Telephone Type:** Cordless
- Answering System Type:** Digital
- Range:** Up to 2300 feet (Super Long Range)
- Connectivity:** DECT 6.0, Bluetooth Connect to Cell
- Display:** 2-inch handset screen, 3.5-inch base screen (backlit)
- Features:** Smart Call Blocker, Caller ID Announce, Headset Jack, Belt Clip, Charger backup for power failure.

Large screens, big text, backlit keypad



Image: The handset featuring a visual ringer, providing an additional alert for incoming calls.

Headset jack, Belt clip









Image: The phone system highlighting its charger backup feature, ensuring functionality during power outages.

WARRANTY AND SUPPORT

For detailed warranty information and further support, please refer to the official VTech website or the included user manual PDF.

- [User Manual \(PDF\)](#)
- [Installation Manual \(PDF\)](#)
- [Visit the VTech Store on Amazon](#)

© 2023 VTech Communications, Inc. All rights reserved. VTech® is a registered trademark of VTech Holdings Ltd.

 <p>User Manual of Product 1: VTech IS8151-3 Super Long Range 3-Handset DECT 6.0 Cordless Phone for Home with Answering Machine, 2000 ft Range, Call Blocking, Bluetooth, Headset Only, Power Settings, Intercom, Expandable to 12 HSE</p>	<p>VTech IS8151-3 Super Long Range Cordless Phone User Manual</p> <p>Comprehensive user manual for the VTech IS8151-3 Super Long Range DECT 6.0 Cordless Phone System, featuring an answering machine, call blocking, Bluetooth, and intercom capabilities.</p>
	<p>VTech IS8151 Smart Call Blocker: User Guide and Setup</p> <p>Learn how to use the VTech IS8151 Smart Call Blocker to filter robocalls and unwanted calls. This guide provides setup instructions, configuration options, and tips for managing your call lists for your DECT 6.0 cordless telephone system.</p>
 <p>Go to www.vtechphones.com for more information and to download the user manual and other product literature. © 2014 VTech Industries, Inc. All rights reserved.</p> <p>DECT 6.0 Cordless Telephone with Smart Call Blocker</p> <p>vttech User's manual</p>	<p>VTech IS8151/IS8152 Series DECT 6.0 Cordless Telephone User Manual</p> <p>Comprehensive user manual for the VTech IS8151/IS8152 series DECT 6.0 cordless telephone with Bluetooth. Learn about setup, features like Smart Call Blocker and answering system, and troubleshooting.</p>
 <p>Go to www.vtechphones.com for more information and to download the user manual and other product literature. © 2014 VTech Industries, Inc. All rights reserved.</p> <p>DECT 6.0 Cordless Answering System with Smart Call Blocker</p> <p>vttech Quick start guide</p>	<p>VTech IS8151 DECT 6.0 Cordless Answering System with Smart Call Blocker Quick Start Guide</p> <p>This quick start guide provides essential information for setting up and using your VTech IS8151 DECT 6.0 Cordless Answering System with Smart Call Blocker. Learn about installation, operation, Bluetooth connectivity, answering system features, caller ID, and troubleshooting.</p>
	<p>VTech IS8151 Series Cordless Phone Quick Start Guide</p> <p>This guide provides instructions for setting up and operating the VTech IS8151 Series DECT 6.0 Cordless Telephone with Bluetooth wireless technology. It covers installation, basic operation, and features like Smart Call Blocker and the answering system.</p>
	<p>VTech IS8101 DECT 6.0 Accessory Handset User Manual</p> <p>User manual for the VTech IS8101 DECT 6.0 accessory handset, providing setup, registration, safety instructions, and technical specifications for VTech IS8151 series phones.</p>