

## Estar YCA11221

# Estar KEYDIY Universal Blank Uncut Remote Key Flip Blade User Manual

Model: YCA11221

## INTRODUCTION

---

This manual provides essential information for the proper use and handling of your Estar 24-piece KEYDIY Universal Blank Uncut Remote Key Flip Blades. These blades are designed as replacement components for compatible KD remote key systems. Please read these instructions carefully to ensure correct application and optimal performance.

## PRODUCT OVERVIEW

---

The Estar KEYDIY Universal Blank Uncut Remote Key Flip Blades are high-quality metal components intended for use with KD remote systems. This package includes 24 individual key blades, offering a versatile selection for various applications.



Image: An assortment of 24 Eastar KEYDIY universal blank uncut remote key flip blades, showcasing various blade types and designs.



Image: A close-up view of several Eastar KEYDIY blank key blade types, illustrating the variety of profiles and identification numbers.

## Key Features:

- Manufactured according to original factory specifications for reliable fit.
- Designed for compatibility with KD Remotes.
- Constructed from durable metal for longevity.
- Uncut blades, requiring professional cutting for specific vehicle applications.

## SETUP AND INSTALLATION

---

These key blades are supplied in an uncut state and require professional preparation before use. Follow these steps for proper setup:

1. **Selection:** Identify the correct blank key blade from the 24-piece set that matches your vehicle's original key profile and is compatible with your KD remote.
2. **Professional Cutting:** Take the selected blank key blade to a qualified locksmith or automotive dealer. They possess the specialized equipment and expertise to accurately cut the blade to match your vehicle's existing key pattern. *Attempting to cut the blade yourself without proper tools may result in damage to the blade or an unusable key.*
3. **Integration with KD Remote:** Once cut, the key blade can be inserted into your compatible KD

remote key shell. Ensure it is securely fastened according to the KD remote's specific assembly instructions.




Image: A close-up view of several Eastar KEYDIY blank key blade types, illustrating the variety of profiles available for different vehicle models.

## OPERATING INSTRUCTIONS

---

Once the key blade has been professionally cut and correctly assembled into your KD remote, it functions identically to your original vehicle key. Use it to:

- Manually unlock and lock vehicle doors.
- Start the vehicle's ignition (if applicable and the remote's transponder chip is correctly programmed).

These blades are purely mechanical components. The electronic functions (remote locking/unlocking, transponder ignition) are handled by the KD remote's internal circuitry, not the blade itself.

## MAINTENANCE

---

To ensure the longevity and proper function of your Eastar key blades, consider the following maintenance tips:

- **Keep Clean:** Periodically wipe the key blade with a soft, dry cloth to remove dirt, dust, or debris that could accumulate and affect its operation in locks or ignition.
- **Avoid Excessive Force:** Do not apply excessive force when inserting or turning the key in locks or the ignition. This can bend or break the blade.
- **Storage:** Store spare blades in a dry, safe place to prevent corrosion or damage.



Image: A close-up of five Eastar KEYDIY blank key blades, highlighting their robust metal construction and precise detailing.

## TROUBLESHOOTING

---

As these are blank key blades, troubleshooting is primarily related to their physical integrity and proper cutting.

- **Key Blade Does Not Fit Lock/Ignition:**
  - Ensure the blade was cut by a professional locksmith to match your specific vehicle key.
  - Verify that the correct blank blade type was selected for your vehicle and KD remote.
  - Check for any physical damage or bending on the key blade.
- **Key Blade Breaks or Bends:**
  - This typically indicates excessive force was applied during use or an improper cutting process. Replace the damaged blade with a new one from the set and ensure proper handling.

*Note: Issues related to remote functionality (e.g., remote locking/unlocking not working, vehicle not starting*

due to transponder) are typically associated with the KD remote's electronics and programming, not the physical key blade. Consult your KD remote's manual or a professional for such issues.

## SPECIFICATIONS







Attribute	Detail
Brand	Eastar
Model Number	YCA11221
Material	Metal
Color	Silver
Item Included	24 x Remote Key Blade
Compatibility	Fit for KD Remotes
UPC	707772608686

## WARRANTY AND SUPPORT

For specific warranty information regarding your Eastar KEYDIY Universal Blank Uncut Remote Key Flip Blades, please refer to the documentation provided at the time of purchase or contact your retailer. For general inquiries or support, you may visit the [Eastar Store on Amazon](#). Please note that these blades are aftermarket replacement items. Any deviations in dimensions are typically minor and measured by hand, as stated in the product description.

## IMPORTANT NOTES

- All dimensions are measured by hand; slight deviations may occur.
- Color may vary slightly due to individual monitor settings.
- This product consists of uncut key blades only; it does not include electronic internals or remote casings.

	<p><a href="#">Milk Frother with Chocolate Function - Model MF05 Quotation by Zhongshan Eastar Group Co., Ltd.</a></p> <p>Quotation for a milk frother with chocolate function, model MF05, from Zhongshan Eastar Group Co., Ltd. Includes product specifications, pricing, payment terms, lead time, and packing details.</p>
	<p><a href="#">Eastar EP-120 Digital Piano User Manual: Features, Operation, and Care</a></p> <p>Comprehensive user manual for the Eastar EP-120 digital piano. Learn about its features, operation, installation, product care, and safety precautions for this 88-key weighted keyboard piano.</p>
	<p><a href="#">Eastar KIDO V-10 Mini Digital Keyboard User Guide - 32 Keys</a></p> <p>Comprehensive user guide for the Eastar KIDO V-10 Mini Digital Keyboard, featuring 32 keys. Learn about setup, operation, tones, songs, and safety information.</p>
	<p><a href="#">Eastar EDA-100 Digital Aerophone Quick Start Guide</a></p> <p>This quick start guide for the Eastar EDA-100 Digital Aerophone provides essential information on setup, features, and operation of this electronic wind instrument. Learn about its 27 tones, MIDI connectivity, and more.</p>
	<p><a href="#">Milk Frother with Chocolate Function - Model MF05 Quotation by Zhongshan Eastar Group Co., Ltd.</a></p> <p>Quotation for a milk frother with chocolate function, model MF05, from Zhongshan Eastar Group Co., Ltd. Includes product specifications, pricing, payment terms, lead time, and packing details.</p>
	<p><a href="#">Eastar EP-120 Digital Piano User Manual: Features, Operation, and Care</a></p> <p>Comprehensive user manual for the Eastar EP-120 digital piano. Learn about its features, operation, installation, product care, and safety precautions for this 88-key weighted keyboard piano.</p>