

VTech VS112-27

VTech VS112-27 Cordless Phone System User Manual

Model: VS112-27

INTRODUCTION

This user manual provides comprehensive instructions for the VTech VS112-27 2-Handset Cordless Phone System. This system integrates an answering machine, smart call blocking, Caller ID, intercom functionality, and Bluetooth Connect to Cell technology, allowing you to manage both landline and cellular calls from your home phone handsets.

SETUP

1. What's in the Box

- Base Unit
- 2 Cordless Handsets
- 2 AC Adapters
- Telephone Line Cord
- Handset Batteries

2. Connecting the Base Unit

Connect the telephone line cord to the base unit and a telephone wall jack. Plug the AC adapter into the base unit and a power outlet. Ensure all connections are secure.

3. Installing Handset Batteries

Open the battery compartment on the back of each handset. Insert the provided batteries, ensuring correct polarity. Close the battery compartment cover.

4. Charging Handsets

Place each handset in its respective charging cradle. The 'CHARGE' indicator on the handset will illuminate, indicating proper charging. Allow at least 16 hours for the initial charge.



Image: The VTech VS112-27 cordless phone system, showing the main base unit with one handset and a separate charging cradle for the second handset. Both handsets are white with large, clear displays and keypads.

5. Initial Setup (Date and Time)

After the handsets are charged, follow the on-screen prompts to set the date and time. This is crucial for accurate call logging and answering machine timestamps.

6. Connect to Cell (Bluetooth Pairing)

The Connect to Cell feature allows you to make and receive cellular calls using your VTech cordless handsets. Up to two cell phones can be paired simultaneously.

1. On the base unit, press and hold the **CELL** button until the Bluetooth indicator flashes.
2. Enable Bluetooth on your mobile phone and search for available devices.
3. Select 'VTech VS112-27' from the list of devices.
4. Confirm the pairing on both devices if prompted.
5. Once paired, the Bluetooth indicator on the base will glow steadily.

Connect to Cell



Make and receive calls from your cellular plan while enjoying the comforts of a home phone. Pair up to 2 cell phones and connect 2 cell phones or one cell phone and one BLUETOOTH headset for use with landline calls.

Image: An illustration demonstrating the 'Connect to Cell' feature, with two smartphones displaying incoming calls and the VTech phone base in the background, indicating wireless connectivity.

You can also connect one cell phone and one Bluetooth headset for use with landline calls. This feature allows access to Siri or Google Now from the cordless handsets, enabling voice commands for calls, texts, and other smartphone functions even if your smartphone is in another room.

OPERATING INSTRUCTIONS

1. Making and Receiving Calls

- **To Make a Call:** Pick up a handset, dial the number, and press **TALK/FLASH**. For cellular calls, press the **CELL** button before dialing.
- **To Receive a Call:** When the phone rings, press **TALK/FLASH** or any dialing key.
- **To End a Call:** Press **OFF/CANCEL** or place the handset back in the cradle.

2. Smart Call Blocker

This system allows you to block nuisance callers with one touch and filter robocalls. You can permanently

blacklist up to 1,000 numbers.

- **One-Touch Blocking:** During an unwanted call, press the **CALL BLOCK** button on the handset to add the number to the blacklist.
- **Robocall Screening:** Set the system to ask callers to press the pound key. Robocalls typically cannot complete this action.
- **Unknown Caller Screening:** Configure the system to prompt unknown callers to record their names and press the pound key. The phone will then ring and announce the caller's name, allowing you to decide whether to answer, block, or send to voicemail.

Smart Call Blocker

Save time by not checking all calls, unlike other phones

One touch block


Smart Call Blocker (SCB) - Explainer*

Caller	SCB Action	VS112-x7 Series
Address Book Calls, Star name List Calls	Call allowed	Ringing
Unknown Calls, Robo Calls	SCB instructions to caller	Rejected Answering Machine
Block List Calls	Call rejected	Rejected

* For more details refer product support documents

Image: A close-up of the VTech handset keypad, highlighting the 'CALL BLOCK' button being pressed, illustrating the one-touch call blocking feature.

1,000 name & number smart call block directory



You can permanently blacklist up to 1,000 numbers with one touch.

Image: The VTech phone system with a graphic overlay showing a directory list, indicating the capacity to store and block up to 1,000 names and numbers.

3. Digital Answering System

The integrated digital answering machine records up to 22 minutes of messages, announcements, and memos. It features an LED message counter on the base unit.

- **Playing Messages:** Press the **PLAY/STOP** button on the base unit.
- **Recording Outgoing Announcement:** Follow the voice guide prompts to record a personalized outgoing message.
- **Voice Guide:** A built-in voice guide assists with setting up the answering system.

Digital Answering System

“Hi, Johnson.
Don't forget
our meeting,”

With up to 22 minutes of recording time, the digital answering system grabs calls when you can't.

Image: A close-up of the VTech phone base unit, highlighting the digital answering system controls and an LED display showing '12', indicating the number of new messages.

4. Intercom Between Handsets

Transfer calls or communicate privately between handsets without using the landline.

- Press **INTERCOM** on one handset, then select the desired handset number to call.

Intercom between handsets



Transfer calls from one handset to another and the ability to use the handsets as an intercom system. There's no need to yell or walk all the way up. Simply pick up your phone and intercom the other handset.

Image: Two VTech handsets in their charging cradles, with arrows indicating communication flow between them, illustrating the intercom feature.

5. Speakerphone

Each handset features a full-duplex speakerphone, allowing both parties to speak and be heard simultaneously for more natural conversations.

- During a call, press the **SPEAKER** button to activate the speakerphone. Press it again to return to handset mode.

Full-duplex Speakerphone



*This phone allows both ends to speak and be heard at the same time.
Enjoy conversations that are more true to life.*

Image: A woman in a kitchen chopping vegetables, with a VTech handset on the counter next to her, emitting sound waves, demonstrating the full-duplex speakerphone feature.

6. Caller ID/Call Waiting

The system stores a 50-name and number Caller ID history. High-contrast text on the 2-inch screen makes it easy to read incoming Caller ID information.

Caller ID/call Waiting



50 name and number caller ID history.

Image: A close-up of the VTech handset display showing an incoming call with Caller ID information, indicating the Caller ID/Call Waiting feature.

7. Volume Control

Adjust the incoming call volume using the dedicated volume buttons on both the handset and the base unit.

Volume button on handset and base



Let you easily adjust the incoming call's volume.

Image: A VTech handset and base unit, with circles highlighting the volume control buttons on both devices, indicating easy volume adjustment.

8. Visual Ringer and Backlit Display

A light on top of the handset flashes when the phone rings, providing a visual indication of an incoming call. This is useful in noisy environments or for users with hearing impairments. The handset also features a large, 2-inch white backlit display and extra-large, lighted keypad for easy dialing in low-light conditions.

Visual ringer



A light on the top of the handset flashes when the phone rings, signaling an incoming call. With the ringers muted, this visual indicator can let you know the calls in silence. Also helpful for those who are hearing impaired.

Image: A close-up of the top of the VTech handset, showing a red light strip, indicating the visual ringer feature that flashes during an incoming call.

Big buttons & 2" white backlit display



High-contrast text on the extra-large 2" screen makes it easy to read incoming caller ID or call history records. Plus, the blue back lit handset keypad allows for easy dialing in low-light conditions.

Image: A close-up of the VTech handset, emphasizing its large, clearly labeled buttons and the bright, white backlit 2-inch display for improved visibility.

MAINTENANCE

1. Cleaning Your Phone

Wipe the phone and base unit with a soft, slightly damp cloth. Do not use cleaning sprays or abrasive cleaners, as they can damage the finish or electrical components.

2. Battery Care

- Avoid exposing batteries to extreme temperatures.
- If the handset will not be used for an extended period, remove the batteries.
- Replace batteries when they no longer hold a charge effectively.

3. General Care

Keep the phone away from heat sources, direct sunlight, and moisture. Avoid dropping the handsets or base unit.

TROUBLESHOOTING

If you experience issues with your VTech VS112-27 phone system, refer to the following common problems and solutions:

Problem	Possible Cause / Solution
No dial tone	Check that the telephone line cord is securely plugged into the base unit and the wall jack. Ensure the AC adapter is properly connected to the base unit and a working power outlet.
Cannot make or receive calls	Verify that the phone line is active. Check if the handset batteries are charged. Ensure the base unit has power.
Poor audio quality / Static	Move the handset closer to the base unit. Avoid placing the base unit near other electronic devices that may cause interference (e.g., Wi-Fi routers, microwaves). Check for loose connections.
Bluetooth Connect to Cell issues	Ensure Bluetooth is enabled on your mobile phone and it is within range of the base unit. Try unpairing and re-pairing the mobile phone. Check for any software updates on your mobile phone.
Smart Call Blocker not working as expected	Review your Smart Call Blocker settings in the phone menu. Ensure the desired screening options are enabled and numbers are correctly added to the blacklist.
Handset slow to react to input	Ensure the handset battery is fully charged. If the issue persists, try resetting the handset by removing and reinserting the battery, then placing it back on the charger.
Missed calls obscure voice messages	Clear all missed call notifications from the call log to ensure new voice message indicators are visible. The system prioritizes missed call alerts.

SPECIFICATIONS

Feature	Detail
Product Dimensions	5.95 x 3.33 x 7.36 inches
Item Weight	1.85 pounds
Model Number	VS112-27
Batteries	2 Product Specific batteries required (included)

Feature	Detail
Manufacturer	VTech
Color	White
Telephone Type	Cordless
Material	Plastic
Power Source	Corded Electric
Dialer Type	Dual Keypad
Answering System Type	Digital

WARRANTY AND SUPPORT

Warranty Information

VTech products are manufactured with high-quality components and are designed to provide years of reliable performance. For specific warranty details, please refer to the warranty card included with your product or visit the official VTech website.

User Guide and Support


A detailed User Guide in PDF format is available for download. This guide contains additional information on advanced features and troubleshooting.

Download User Guide: [VTech VS112-27 User Guide \(PDF\)](#)

For further assistance, technical support, or service inquiries, please visit the VTech support website or contact their customer service line.





© 2025 VTech. All rights reserved.

Related Documents - VS112-27




[VTech Smart Call Blocker VS112 Series: User Guide and Setup](#)

Learn how to set up and use the VTech Smart Call Blocker feature on your VS112 series DECT 6.0 cordless telephone system to filter robocalls and unwanted callers.

<div>VG 208 208-2</div> <div><div>vttech User's manual</div></div>	<div>VTech VG208 / VG208-2 User Manual: Features, Safety, and Operation Guide</div> <div>Comprehensive user manual for the VTech VG208 and VG208-2 DECT 6.0 cordless phones. Learn about installation, operation, features like answering machine, caller ID, call blocking, intercom, safety instructions, and technical specifications.</div>
	<div>VTech CS2050/CS2051/CS2052/CS2053 Quick Start Guide</div> <div>Comprehensive guide to setting up and using your VTech CS2050, CS2051, CS2052, or CS2053 cordless phone system, including safety instructions, product registration, warranty information, and feature setup.</div>
<div></div>	<div>VTech IS8151 Smart Call Blocker: User Guide and Setup</div> <div>Learn how to use the VTech IS8151 Smart Call Blocker to filter robocalls and unwanted calls. This guide provides setup instructions, configuration options, and tips for managing your call lists for your DECT 6.0 cordless telephone system.</div>
<div></div>	<div>VTech VS122-16 Cordless Phone Quick Start Guide</div> <div>A quick start guide for the VTech VS122-16 cordless phone, covering setup, features like Smart Call Blocker, Caller ID, Phonebook, Answering System, and Bluetooth connectivity.</div>
<div></div>	<div>VTech LS6331 Series Cordless Phone System User Manual</div> <div>A comprehensive guide to the VTech LS6331 series cordless phone system, detailing setup, operation, features such as Bluetooth connectivity and Smart Call Blocker, safety precautions, warranty information, and technical specifications.</div>

Documents - VTech – VS112-27



[\[pdf\]](#) User Manual Quick Start Guide Instructions Guide Warranty Accessories
VS112 0 CIB V1 20200709 User s manual 9 lug 2020 — You may also view or the online user for a full set of installation and operation instructions at vtechphones In Congratulations on purchasing your new VTech product Before using this telephone please read Important safety This has how to up register handset For see Quick start guide cdn web vtp media products VS
Go to www.vtechphones.com to register your product for enhanced warranty support and latest VTech product news. VS112-0 VS112-07 DECT 6.0 accessory handset for use with VTech models VS112/VS112-2/VS112-3/VS112-4 VS112-17/**VS112-27**/VS112-37/VS112-47 User s manual Congratulations on purchasing your n...
lang:en score:41 filesize: 3.13 M page_count: 2 document date: 2020-07-09

[\[pdf\]](#) Quick Start Guide Instructions Specifications Guide Warranty

VTech VS112 27 DECT 6.0 Bluetooth 2 Handset Cordless Phone for Home with Answering Machine Call Blocking Caller ID Intercom and Connect to Cell Silver White Handsets vtech 4 Black VTECH User Guide Vtech B097P15T2K B08KD42T1S B08KCQ8VW7 B086Q3JZDJ B086Q4CJBJ B086Q3P3N1 B086Q3FPN9 B086Q3P85N B086PYS5V C1PK63UUBYS m media amazon images I

Technical specifications Go to www.vtechphones.com to register your product for enhanced warranty support and latest VTech product news. VS112 VS112-2 VS112-3 VS112-4 VS112-17 **VS112-27** VS112-37 VS112-47 DECT 6.0 Cordless telephone with BLUETOOTH wireless technology Quick start guide Important s...
lang:en score:36 filesize: 4.4 M page_count: 47 document date: 2021-05-05

[\[pdf\]](#) User Manual Quick Start Guide Instructions Specifications Guide Warranty

Important safety instructions What s in the box 1 Connect and Whats For C UL compliance only VS112 X QSG V2 20200630 Jun 30 2020 · limitations specified this manual Precautions for users of implanted cardiac pacemakers Cardiac applies to digital cordless telephones Wireless Technology Research LLC WTR an independent research entity led a multidisciplinary evaluation interference between portable wireless Quick start guide 2 3 4 17 27 Basic operation 18 pluggable equipment socket outlet shall be installed near easily accessible 19 i CAUTION Use batteries indicated giu — cdn web vtp media products VS

Technical specifications Go to www.vtechphones.com to register your product for enhanced warranty support and latest VTech product news. VS112 VS112-2 VS112-3 VS112-4 VS112-17 **VS112-27** VS112-37 VS112-47 DECT 6.0 Cordless telephone with BLUETOOTH wireless technology Quick start guide Important s...
lang:en score:34 filesize: 8.37 M page_count: 2 document date: 2020-07-02



VS
112-2
112-27
112-3
112-37
112-4
112-47

Click on the  in the manual to watch the video tutorials.



Scan the QR code to go and subscribe our tutorial channel

vtech
User's manual

[\[pdf\]](#) User Manual Installation Guide Instructions Troubleshooting Guide

VS 112 2 27 3 37 4 47 VS112 X WEBCIB YouTube URL V1 210504 mag 2021 — on purchasing your new VTech product Before using this telephone please read Important safety instructions This manual has all the feature operations and cdn web vtp media products
VS 112-2 112-27 112-3 112-37 112-4 112-47 Click on the in the manual to watch the video tutorials. ... se it is necessary to ship your telephone for warranty service. You can add new handsets VS112-17/ **VS112-27**/VS112-37/V112-47 to your telephone system. All accessories are sold separately. Your tele...
lang:en score:32 filesize: 10.33 M page_count: 43 document date: 2021-05-04

[\[pdf\]](#) User Manual Quick Start Guide Instructions Guide Warranty Accessories

User Guide VTech Accessory Handset with Bluetooth Connect to Cell and Smart Call Blocker VS112 0 Silver Black Office Products B1 tMiyJMIS m media amazon images I |||
Go to www.vtechphones.com to register your product for enhanced warranty support and latest VTech product news. VS112-0 VS112-07 DECT 6.0 accessory handset for use with VTech models VS112/V112-2/V112-3/V112-4 VS112-17/**VS112-27**/VS112-37/V112-47 User s manual Congratulations on purchasing your n...
lang:en score:32 filesize: 3.13 M page_count: 2 document date: 2020-06-24

[\[pdf\]](#) User Manual Quick Start Guide Instructions Specifications Guide Warranty manual VS112 X stanley! User Manual VTech Telecommunications Ltd 80 2015 00 DECT 6 0 Cordless Telephone Base Unit EW780 EW780201500

Technical specifications Go to www.vtechphones.com to register your product for enhanced warranty support and latest VTech product news. VS112 VS112-2 VS112-3 VS112-4 VS112-17 **VS112-27** VS112-37 VS112-47 DECT 6.0 Cordless Answering System with Smart Call Blocker Quick start guide Important safet...

lang:en **score:29** filesize: 1.24 M page_count: 2 document date: 2020-04-16

[\[pdf\]](#) User Manual Installation Guide Instructions Troubleshooting Guide Catalog Product Manual VTech Bluetooth® DECT 6 0 Expandable Cordless Phone with Connect to Cell® and Answering System 1 Handset Silver Catalog 5398e235ad92c890b3f230620de8e51552df8c53 manual VTEVTVS11217 order petra attachment 8259315 652ea4666e3fd956833688 |||

VS 112-2 112-27 112-3 112-37 112-4 112-47 Click on the in the manual to watch the video tutorials. ... se it is necessary to ship your telephone for warranty service. You can add new handsets VS112-17/ **VS112-27**/VS112-37/V112-47 to your telephone system. All accessories are sold separately. Your tele...

lang:en **score:28** filesize: 10.33 M page_count: 43 document date: 2022-08-30

VS
112-2
112-27
112-3
112-37
112-4
112-47

Click on the  in the manual to watch the video tutorials.



Scan the QR code to go and subscribe our tutorial channel

vtech
User's manual

[\[pdf\]](#) User Manual Installation Guide Instructions Troubleshooting Guide VS112 37 User s Manual VTech Cordless Phones Official Site Best Home Office Business X WEBCIB YouTube URL V2 211207 cdn web vtp media products VS |||

VS 112-2 112-27 112-3 112-37 112-4 112-47 Click on the in the manual to watch the video tutorials. ... se it is necessary to ship your telephone for warranty service. You can add new handsets VS112-17/ **VS112-27**/VS112-37/V112-47 to your telephone system. All accessories are sold separately. Your tele...

lang:en **score:25** filesize: 10.34 M page_count: 84 document date: 2021-12-07




intertek
Total Quality Assurance

TEST REPORT
Report No.: 20010232HKG-005
Application For Original Grant of 47 CFR Part 15 Certification
Single New of RSS-210 Issue 10 Equipment Certification

DECT 6.0 Cordless Telephone - Base Unit
FCC ID: EW780-2015-00
IC: 1135B-80201500

Prepared and Checked by: **Approved by:**

Signed Off File
Leung Chiu Kuen, Stanley
Engineer


Tang Kwan Ma, Jess
Lead Engineer
Date: April 02, 2020

intertek.com.hk

Page 2 of 27

[\[pdf\]](#) Test Report

Date of Type jennyc Intertek Testing Services Test Report VTech Telecommunications Ltd 80 2015 00

DECT 6 0 Cordless Telephone Base Unit EW780 EW780201500

TEST REPORT Report No.: 20010232HKG-005 Application For Original Grant of 47 CFR Part 15 Certificati ... 4, DS6821-17, DS682127, DS6821-37, DS6821-47, DS682Z-XY, VS112, VS112-2, VS1123, VS112-4, VS112-17, **VS112-27**, VS112-37, VS112-47, VS112ab RSS-210 Issue 10, December 2019 RSS-Gen Issue 5, April 2018 11...

lang:en **score:19** filesize: 640.56 K page_count: 27 document date: 2020-05-13

intertek
Total Quality Assurance


TEST REPORT
Report Number: 20010232HKG-002
Application For Original Grant of 47 CFR Part 15 Certification
New Family of RSS-213 Issue 3 Equipment Certification

Unlicensed Personal Communication Service Devices/
2 GHz License-exempt Personal Communications Service Devices
(Handsets)

FCC ID: EW780-2015-00
IC: 1135B-80201501

Prepared and Checked by: **Approved by:**

Signed Off File
Leung Chiu Kuen, Stanley
Engineer


Tang Kwan Ma, Jess
Lead Engineer
Date: April 02, 2020

intertek.com.hk

Page 2 of 50

[\[pdf\]](#) Test Report

Date of Type jennyc Intertek Testing Services Test Report VTech Telecommunications Ltd 80 2015 00

DECT 6 0 Cordless Telephone Handset EW780 EW780201500

TEST REPORT Report Number: 20010232HKG-002 Application For Original Grant of 47 CFR Part 15 Certific ... 37, DS6821-47, DS682Z-XY, DS6801, DS6801-07, DS680Z-XY, VS112, VS112-2, VS112-3, VS112-4, VS112-17, **VS112-27**, VS112-37, VS112-47, VS112-ab, VS112-0, VS112-07, VS112-0b RSS-213 Issue 3, March 2015 RSS-...

lang:en **score:17** filesize: 1.07 M page_count: 50 document date: 2020-05-13

intertek
Total Quality Assurance


TEST REPORT
Report Number: 20010232HKG-001
Application For Original Grant of 47 CFR Part 15 Certification
Single New of RSS-213 Issue 3 Equipment Certification

Unlicensed Personal Communication Service Devices/
2 GHz License-exempt Personal Communications Service Devices
(Base Unit)

FCC ID: EW780-2015-00
IC: 1135B-80201500

Prepared and Checked by: **Approved by:**

Signed Off File
Leung Chiu Kuen, Stanley
Engineer


Tang Kwan Ma, Jess
Lead Engineer
Date: April 02, 2020

intertek.com.hk

Page 2 of 16

[\[pdf\]](#) Test Report

Date of Type jennyc Intertek Testing Services Test Report VTech Telecommunications Ltd 80 2015 00

DECT 6 0 Cordless Telephone Base Unit EW780 EW780201500

TEST REPORT Report Number: 20010232HKG-001 Application For Original Grant of 47 CFR Part 15 Certific ... DS6821-17, DS6821-27, DS6821-37, DS6821-47, DS682Z-XY, VS112, VS112-2, VS112-3, VS112-4, VS112-17, **VS112-27**, VS112-37, VS112-47, VS112-ab RSS-213 Issue 3, March 2015 RSS-Gen Issue 5, April 2018 1135B...

lang:en **score:17** filesize: 1.18 M page_count: 56 document date: 2020-05-14

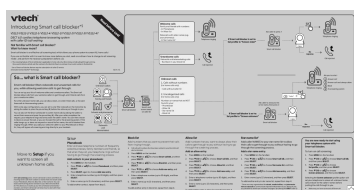


[\[pdf\]](#) User Manual Installation Guide Instructions Troubleshooting Guide

112 2 27 3 37 4 47 VTech Cordless Phones Each cell phone phonebook entry is stored in the handset with up to 24 digits for each number and 15 characters name VS112 X WEBCIB YouTube URL 210503 phones vtechcanada media products VS XS |||

VS 112-2 112-27 112-3 112-37 112-4 112-47 Click on the in the manual to watch the video tutorials. ... se it is necessary to ship your telephone for warranty service. You can add new handsets VS112-17/ **VS112-27**/VS112-37/V112-47 to your telephone system. All accessories are sold separately. Your tele...

lang:en **score:17** filesize: 10.89 M page_count: 43 document date: 2021-05-03



[\[pdf\]](#)

Introducing Smart call blocker* VTech Cordless Phonesphones vtechcanada â° products VS112 X SCB V2 US CA 20240221 phones media VS XS Suffix 1 MP |||

Introducing Smart call blocker* VS112/V112-2/V112-3/V112-4/V112-17/**VS112-27**/VS112-37/V112-47 Read before use DECT 6.0 cordless telephone/answering system with caller ID/call waiting Not familiar with Smart call blocker Want to know more Smart call blocker is an effective call screening ...

lang:en **score:17** filesize: 4.34 M page_count: 2 document date: 2024-02-21



[\[pdf\]](#) Quick Start Guide Instructions Guide

Spéc ifi cati ons tech niqu es Inclus dans l emballage Branchement votre casque Bluetooth pour plus de détails en rapport avec le jumelage au téléphone VS112 2 3 4 17 27 37 47 1 X QSG v3 20211105 FR phones vtechcanada media products VS XS |||

Spéc ifications techniques La marque verbale et les logos BluetoothMD sont la proprié de Bluetooth SI ... m pour les nouvelles relatives aux nouveaux produits VTech. VS112 VS112-2 VS112-3 VS112-4 VS112-17 **VS112-27** VS112-37 VS112-47 Tlphone sans fil DECT 6,0 avec technologie BLUETOOTHMD sans fil Guide d... lang:fr **score:17** filesize: 8.56 M page_count: 2 document date: 2023-11-21



[\[pdf\]](#) User Manual Installation Guide Instructions Troubleshooting Guide

VS 112 2 27 3 37 4 47VS 47VS112 USER S MANUALYou can use a Bluetooth headset to answer home calls However you need keep the device within 15 feet of telephone base for optimal performance Please VTech Cordless Phones Official Site Best Home Office Business PhonesVS112 X WEBCIB YouTube URL V3 220830VS112 220830cdn web vtp media products VS112 220830 |||

VS 112-2 112-27 112-3 112-37 112-4 112-47 Click on the in the manual to watch the video tutorials. ... se it is necessary to ship your telephone for warranty service. You can add new handsets VS112-17/ **VS112-27**/VS112-37/V112-47 to your telephone system. All accessories are sold separately. Your tele...

lang:en **score:16** filesize: 10.33 M page_count: 43 document date: 2022-08-30

ISSUE_resolution_dates									
The following table summarizes the consistency with 478273, 4786, 489, 51, 71, 76, 78, 79, 87 and 94716273, 381, 39, 43, 58, 59, 65, 66, 67, 68, 69, 70, 71, 72, 73, 74, 75, 76, 77, 78, 79, 80, 81, 82, 83, 84, 85, 86, 87, 88, 89, 90, 91, 92, 93, 94, 95, 96, 97, 98, 99, 100, 101, 102, 103, 104, 105, 106, 107, 108, 109, 110, 111, 112, 113, 114, 115, 116, 117, 118, 119, 120, 121, 122, 123, 124, 125, 126, 127, 128, 129, 130, 131, 132, 133, 134, 135, 136, 137, 138, 139, 140, 141, 142, 143, 144, 145, 146, 147, 148, 149, 150, 151, 152, 153, 154, 155, 156, 157, 158, 159, 160, 161, 162, 163, 164, 165, 166, 167, 168, 169, 170, 171, 172, 173, 174, 175, 176, 177, 178, 179, 180, 181, 182, 183, 184, 185, 186, 187, 188, 189, 190, 191, 192, 193, 194, 195, 196, 197, 198, 199, 200, 201, 202, 203, 204, 205, 206, 207, 208, 209, 210, 211, 212, 213, 214, 215, 216, 217, 218, 219, 220, 221, 222, 223, 224, 225, 226, 227, 228, 229, 230, 231, 232, 233, 234, 235, 236, 237, 238, 239, 240, 241, 242, 243, 244, 245, 246, 247, 248, 249, 250, 251, 252, 253, 254, 255, 256, 257, 258, 259, 260, 261, 262, 263, 264, 265, 266, 267, 268, 269, 270, 271, 272, 273, 274, 275, 276, 277, 278, 279, 280, 281, 282, 283, 284, 285, 286, 287, 288, 289, 290, 291, 292, 293, 294, 295, 296, 297, 298, 299, 300, 301, 302, 303, 304, 305, 306, 307, 308, 309, 310, 311, 312, 313, 314, 315, 316, 317, 318, 319, 320, 321, 322, 323, 324, 325, 326, 327, 328, 329, 330, 331, 332, 333, 334, 335, 336, 337, 338, 339, 340, 341, 342, 343, 344, 345, 346, 347, 348, 349, 350, 351, 352, 353, 354, 355, 356, 357, 358, 359, 360, 361, 362, 363, 364, 365, 366, 367, 368, 369, 370, 371, 372, 373, 374, 375, 376, 377, 378, 379, 380, 381, 382, 383, 384, 385, 386, 387, 388, 389, 390, 391, 392, 393, 394, 395, 396, 397, 398, 399, 400, 401, 402, 403, 404, 405, 406, 407, 408, 409, 410, 411, 412, 413, 414, 415, 416, 417, 418, 419, 420, 421, 422, 423, 424, 425, 426, 427, 428, 429, 430, 431, 432, 433, 434, 435, 436, 437, 438, 439, 440, 441, 442, 443, 444, 445, 446, 447, 448, 449, 450, 451, 452, 453, 454, 455, 456, 457, 458, 459, 460, 461, 462, 463, 464, 465, 466, 467, 468, 469, 470, 471, 472, 473, 474, 475, 476, 477, 478, 479, 480, 481, 482, 483, 484, 485, 486, 487, 488, 489, 490, 491, 492, 493, 494, 495, 496, 497, 498, 499, 500, 501, 502, 503, 504, 505, 506, 507, 508, 509, 510, 511, 512, 513, 514, 515, 516, 517, 518, 519, 520, 521, 522, 523, 524, 525, 526, 527, 528, 529, 530, 531, 532, 533, 534, 535, 536, 537, 538, 539, 540, 541, 542, 543, 544, 545, 546, 547, 548, 549, 550, 551, 552, 553, 554, 555, 556, 557, 558, 559, 560, 561, 562, 563, 564, 565, 566, 567, 568, 569, 570, 571, 572, 573, 574, 575, 576, 577, 578, 579, 580, 581, 582, 583, 584, 585, 586, 587, 588, 589, 590, 591, 592, 593, 594, 595, 596, 597, 598, 599, 600, 601, 602, 603, 604, 605, 606, 607, 608, 609, 610, 611, 612, 613, 614, 615, 616, 617, 618, 619, 620, 621, 622, 623, 624, 625, 626, 627, 628, 629, 630, 631, 632, 633, 634, 635, 636, 637, 638, 639, 640, 641, 642, 643, 644, 645, 646, 647, 648, 649, 650, 651, 652, 653, 654, 655, 656, 657, 658, 659, 660, 661, 662, 663, 664, 665, 666, 667, 668, 669, 670, 671, 672, 673, 674, 675, 676, 677, 678, 679, 680, 681, 682, 683, 684, 685, 686, 687, 688, 689, 690, 691, 692, 693, 694, 695, 696, 697, 698, 699, 700, 701, 702, 703, 704, 705, 706, 707, 708, 709, 710, 711, 712, 713, 714, 715, 716, 717, 718, 719, 720, 721, 722, 723, 724, 725, 726, 727, 728, 729, 730, 731, 732, 733, 734, 735, 736, 737, 738, 739, 740, 741, 742, 743, 744, 745, 746, 747, 748, 749, 750, 751, 752, 753, 754, 755, 756, 757, 758, 759, 760, 761, 762, 763, 764, 765, 766, 767, 768, 769, 770, 771, 772, 773, 774, 775, 776, 777, 778, 779, 780, 781, 782, 783, 784, 785, 786, 787, 788, 789, 790, 791, 792, 793, 794, 795, 796, 797, 798, 799, 800, 801, 802, 803, 804, 805, 806, 807, 808, 809, 810, 811, 812, 813, 814, 815, 816, 817, 818, 819, 820, 821, 822, 823, 824, 825, 826, 827, 828, 829, 830, 831, 832, 833, 834, 835, 836, 837, 838, 839, 840, 841, 842, 843, 844, 845,									

VS

112	112-3
112-17	112-37
112-2	112-4
112-27	112-47

Cliquez sur l'icône  dans le guide d'utilisation pour visionner les tutoriels.



Scannez ce QR Code pour vous abonner à notre chaîne de tutoriels.

vtech®

Guide d'utilisation
(version canadienne)