

1Mii SafeFly Dual

1Mii SafeFly Dual Bluetooth 5.3 Transmitter User Manual

Model: SafeFly Dual | Brand: 1Mii

INTRODUCTION

The 1Mii SafeFly Dual Bluetooth 5.3 Transmitter is designed to wirelessly transmit audio from various sources to your Bluetooth headphones or earbuds. It supports advanced audio codecs like aptX HD, aptX Adaptive, and aptX Low Latency for high-quality, synchronized sound. This device allows you to enjoy audio from in-flight entertainment, gym equipment, gaming devices, TVs, or any other 3.5mm audio jack source with your personal wireless audio devices.

WHAT'S IN THE BOX

- 1Mii SafeFly Dual Bluetooth 5.3 Transmitter
- USB Charging Cable
- User Manual

PRODUCT OVERVIEW

The 1Mii SafeFly Dual is a compact, black device featuring an integrated 3.5mm audio jack for direct connection to audio sources. The front panel includes a small display and control buttons.



Image: Front view of the 1Mii SafeFly Dual Bluetooth 5.3 Transmitter, showing the display, control buttons, and integrated 3.5mm audio jack.

Controls and Display:

- **Display Screen:** Shows battery level, active audio codec (e.g., SBC), and connected Bluetooth devices (e.g., A: Airpods, B: Airpods Pro).
- **Central Multi-function Button:** Used for powering the device on/off, entering pairing mode, and play/pause functionality.
- **'+' and '-' Buttons:** Used for adjusting the audio volume.

SETUP INSTRUCTIONS

- 1. Charge the Device:** Before first use, ensure the SafeFly Dual is fully charged. Connect the provided USB charging cable to the charging port on the device and to a standard USB power source (e.g., computer USB port, USB wall adapter). The display will show the battery charging status.
- 2. Connect to Audio Source:** Plug the integrated 3.5mm audio jack of the SafeFly Dual directly into the 3.5mm audio output port of your desired audio source (e.g., in-flight entertainment system, TV, portable gaming device, MP3 player).
- 3. Power On:** Press and hold the central multi-function button on the front of the device until the display illuminates.
- 4. Pairing with Headphones:**
 - Put your Bluetooth headphones or earbuds into pairing mode. Refer to your headphone's user manual for specific instructions.
 - The SafeFly Dual should automatically enter pairing mode when powered on. The display will indicate "A: Searching..." or similar.
 - Once your headphones appear on the SafeFly Dual's display (e.g., "A: AirPods"), short press the central multi-function button to confirm the connection. The display will show "A: Connected" or similar.
- 5. Connect a Second Pair of Headphones (Optional):**
 - To connect a second pair of headphones, put the second pair into pairing mode.
 - The SafeFly Dual's display will show "B: Searching..." and then "B: [Headphone Name]" once it detects the second device.
 - Short press the central multi-function button to confirm the connection for the second pair. Both "A" and "B" devices will now be connected, and audio will be transmitted to both simultaneously.

OPERATING INSTRUCTIONS

- Volume Control:** Use the '+' and '-' buttons on the front of the device to adjust the audio volume.
- Play/Pause:** Short press the central multi-function button to play or pause the audio.
- Audio Codec Display:** The display shows the active audio codec (e.g., "SBC"). The SafeFly Dual supports aptX HD, aptX Adaptive, and aptX Low Latency. The device will automatically select the best available codec supported by your connected headphones and audio source.
- Automatic Re-connection:** The SafeFly Dual features automatic re-connection. Once paired, it will attempt to reconnect to previously paired devices when powered on and within range.

SPECIFICATIONS

Feature	Detail
Model	SafeFly Dual
Product Dimensions	2.8 x 2.8 x 0.8 inches
Item Weight	9.9 ounces
Brand	1Mii

Connectivity Technology	Bluetooth 5.3
Audio Codecs	aptX HD, aptX Adaptive, aptX Low Latency
Power Source	Internal Rechargeable Battery (charged via USB)
Material	Aluminum
Special Features	Auto re-connection, Dual Bluetooth connection
Working Range	Up to 55ft indoors and 40ft outdoors (without obstacles)

TROUBLESHOOTING

- **No Audio:** Ensure the 3.5mm audio jack is fully inserted into the audio source and the SafeFly Dual. Check that your headphones are properly paired and connected. Verify the volume levels on both the SafeFly Dual and your headphones.
- **Cannot Pair:** Make sure the SafeFly Dual is in pairing mode (display showing "Searching..."). Ensure your headphones are also in pairing mode and within close proximity to the transmitter. If issues persist, try restarting both devices.
- **Intermittent Connection:** Ensure there are no significant obstacles between the SafeFly Dual and your headphones. Move closer to the transmitter. Other wireless devices may cause interference; try to minimize their presence.
- **Battery Not Charging:** Verify the USB charging cable is securely connected to both the device and a working USB power source. Try a different USB cable or power adapter if necessary.

SAFETY INFORMATION







- May interfere with other wireless devices.
- Keep away from heat and moisture.
- Do not dispose of batteries in fire.

WARRANTY AND SUPPORT

For warranty information, technical support, or further assistance, please refer to the official 1Mii website or contact their customer service directly. Keep your purchase receipt for warranty claims.

© 2023 1Mii. All rights reserved.

Related Documents - SafeFly Dual

	<p>1Mii SafeFly Min Quick Guide: Connecting Bluetooth Headphones</p> <p>A quick guide to using the 1Mii SafeFly Min Bluetooth transmitter to connect headphones to airplanes, TVs, PCs, and other devices. Includes instructions for pairing two headphones, resetting the device, and troubleshooting common issues.</p>
	<p>1Mii B03 Bluetooth 5.3 Transmitter Receiver User Manual</p> <p>User manual for the 1Mii B03 Bluetooth 5.3 Transmitter Receiver, detailing its features, operation, and troubleshooting for home stereo audio transmission with aptX Low Latency and HD support.</p>
	<p>1Mii B06TX Bluetooth Transmitter FAQ and Troubleshooting Guide</p> <p>Frequently asked questions and troubleshooting guide for the 1Mii B06TX Bluetooth Transmitter, covering connection, pairing, sound issues, latency, volume, and more.</p>
	<p>1Mii ML300 Bluetooth Transmitter/Receiver User Guide</p> <p>This guide provides instructions on how to use the 1Mii ML300 Bluetooth transmitter and receiver, including pairing devices, changing audio codecs, and troubleshooting common issues.</p>
	<p>1Mii ML300 Wireless Transmitter and Receiver 2-in-1 User Manual</p> <p>User manual for the 1Mii ML300 (Model B0305), a 2-in-1 wireless transmitter and receiver. Features setup instructions, TX/RX modes, Bluetooth pairing, aptX codec support, charging, and troubleshooting.</p>
	<p>1Mii B08 Bluetooth Receiver with Power Amplifier - User Manual</p> <p>User manual for the 1Mii B08 Bluetooth receiver and power amplifier, detailing product specifications, package contents, control functions, installation, pairing, troubleshooting, and FCC compliance.</p>