

Amazon Basics E0394

Amazon Basics Heavy Duty 90-Sheet Standard Stapler Instruction Manual

Brand: Amazon Basics | Model: E0394

INTRODUCTION

This manual provides essential instructions for the safe and efficient use of your Amazon Basics Heavy Duty 90-Sheet Standard Stapler. Please read this guide thoroughly before initial use and retain it for future reference. This stapler is designed for high-capacity stapling tasks in office environments.



Image: The Amazon Basics Heavy Duty 90-Sheet Standard Stapler, shown with a supply of heavy-duty staples.

SETUP

Loading Staples

1. Locate the orange staple loading button at the rear of the stapler.
2. Press the orange button to release and slide out the staple tray.
3. Insert a full strip of compatible heavy-duty staples into the tray. Ensure the staples are oriented correctly.
4. Push the staple tray back into the stapler until it clicks securely into place.

Important: Only use heavy-duty staples with this stapler to ensure proper function and prevent jamming. The stapler includes 1000 1/2" heavy-duty staples, suitable for 50-90 sheets.




Image: A user demonstrating how to press the orange button to open the staple tray for loading staples.

OPERATING INSTRUCTIONS

Stapling Documents

1. Gather the documents you wish to staple, ensuring they are neatly aligned.

- 2. Slide the papers under the stapler head, positioning them where the staple should be placed. The sliding graduation mechanism helps ensure accurate placement.
- 3. Press down firmly and steadily on the stapler handle until the staple pierces and secures the documents.
- 4. Release the handle to complete the stapling action.






Image: A user stapling a thick stack of papers, demonstrating the stapler’s capacity to handle 10 to 90 sheets.

Staple Capacity Guide

Refer to the table below to select the appropriate staple size for your document thickness:

Staple Size	Dimension (Approx.)	Sheets Capacity
1/4" (6.35mm)	0.23" (6mm)	10-25 sheets
3/8" (9.5mm)	0.35" (9mm)	25-60 sheets
1/2" (12.7mm)	0.47" (12mm)	50-90 sheets

Staple Size	Dimension	Sheets
1/4" (6.35mm)	 0.5"(12.9mm) 0.23" (6mm)	10~25
3/8" (9.5mm)	 0.5"(12.9mm) 0.35" (9mm)	25~60
1/2" (12.7mm)	 0.5"(12.9mm) 0.47" (12mm)	50~90

*The stapler has to be used with HEAVY DUTY staples otherwise it will not work properly

Image: A visual guide detailing the recommended staple sizes for various sheet capacities.

MAINTENANCE

Clearing Jams

Your stapler is equipped with a built-in front-end jam clearing mechanism to address staple jams efficiently.

1. If a staple jam occurs, gently lift the stapler handle.
2. Locate the jam clearing mechanism at the front of the stapler.
3. Carefully remove any bent or stuck staples using the mechanism or a small tool. Avoid using excessive force.
4. Once cleared, ensure the staple path is free before attempting to staple again.



Image: A detailed view highlighting the integrated jammed staple remover mechanism on the stapler.

TROUBLESHOOTING

- **Staples not piercing paper:** Ensure you are using heavy-duty staples of the correct size for the number of sheets. Verify the stapler handle is fully depressed during operation.
- **Frequent jamming:** Check that the correct type and size of heavy-duty staples are loaded. Do not exceed the maximum sheet capacity of 90 sheets. Clear any existing jams completely before continuing.
- **Staples not forming correctly:** Inspect the staple tray for any bent or damaged staples. Ensure the staple tray is fully and securely seated after loading.

SPECIFICATIONS

- **Brand:** Amazon Basics
- **Model Number:** E0394
- **Stapling Capacity:** 10 to 90 sheets of standard weight paper
- **Staple Type:** Heavy-duty staples (1/2" included for 50-90 sheets)
- **Material:** All-metal design
- **Color:** Black
- **Item Weight:** 2.29 pounds
- **Product Dimensions:** 10.83 x 4.8 x 3 inches (approx. 12 inches length, 6.7 inches height)
- **Features:** Built-in front-end jam clearing mechanism, non-slip base, sliding graduation mechanism for accurate stapling.



Image: A diagram illustrating the key dimensions of the Amazon Basics Heavy Duty Stapler.

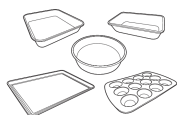
WARRANTY AND SUPPORT

For detailed warranty information, please refer to the official warranty document provided by Amazon Basics. You can access the Warranty PDF [here](#).

For further assistance or support, please visit the Amazon Basics support page or contact customer service through your Amazon account.

© 2025 Amazon Basics. All rights reserved.

Related Documents - E0394



Copper Casted Ceramic Menthik Baking Sheets and Pans, 5-Piece Set	Page
Floques de Culoate et Moules Antidéfaisants en Céramique Recouvert de Culoem, Ensemble de 5 Pièces	Page
Jogos de Bolocheiras e Paocheiras para Forno Antidéfaisantes de Cerâmica Revestida de Culoem, Conjunto de 5 Peças	Página
銅コーティングセラミック製防焦用ベーキングシートとパン、5個セット	ページ

User manual for Amazon Basics Copper Coated Ceramic Nonstick Baking Sheets and Pans, 5-Piece Set. Covers important safety precautions, intended use, cleaning, maintenance, and product specifications.



Tilting TV Wall Mount for Most 37" to 80" TVs
Support de Montage Mural Inclinable Pour la Plupart des Téléviseurs de 37 à 80 Pouces
Neigbare TV-Wandhalterung für die Meisten Fernsehvor von 37 Zoll bis 80 Zoll (94 cm bis 203 cm)
Soporta Di Montaggio A Pivote Con Inclinazione Per La Maggior Parte Dei Tv Da 37 Pollici a 80 Pollici
Soporte De TV Para Pared Inclinable Para La Mayoría De Los Televisores De 37 a 80 in (94 a 203 cm)
Kantelbare TV-beugel, 37" tot 80"
テレビ壁掛け金具兼角度調節可能。ほとんどの37インチ-80インチTV
Ochtykrytych typů televizorů od 37 palců (94 cm) do 80 palců (203 cm)
Ladeti vágófalatú TV fűzős oszlop a legtöbb készülékhez való illeszkedés
37 cm-80 cm fűzős

Comprehensive guide for the Amazon Basics Tilting TV Wall Mount, covering installation, safety precautions, technical specifications, and warranty information for TVs ranging from 37 to 80 inches.

[illegible]

Comprehensive user manual for the Amazon Basics Ergonomic Office Chair, covering safety instructions, assembly, cleaning, maintenance, and specifications. Includes model numbers B09B83MW65, B09B7ZYVVK, B09B7ZQMWK, B09B82GM22.




Heavy Duty Clothes Rail Garment Rail, 4 x 5 ft
Tingler pour vêtements Résistantes, 1,2 x 1,5 m
Robuste Kledstange, 1,2 x 1,5 m
Rella Appendiabiti Resistenti, 1,2 x 1,5 m
Barré Résistante para Ropero, 1,2 x 1,5 m
Stång Klädning, 1,2 x 1,5 m
Drogowy Wieszak na Ubrania o Dużej Wytrzymałości, 1,2 x 1,5 m
Kraftig Klädstang, Klädstang för ytterplagg, 1,2 x 1,5 m

Comprehensive guide for the Amazon Basics Heavy Duty Clothes Rail Garment Rail, including safety instructions, specifications, and assembly steps. Model B07GFWP2VB.

[illegible]

User manual for Amazon Basics portable air conditioner and dehumidifier (models B07ZHQDF7B, B07ZHQFNX8, B07ZHQTBS, B07ZHQV1GT). Includes safety guidelines, product features, operating instructions, and installation steps for various window types. Available in multiple languages.



[Amazon Basics TV Wall Mount Assembly Instructions](#)

Step-by-step assembly guide for the Amazon Basics TV Wall Mount, including safety precautions, mounting hole information, and optimal viewing height recommendations.