

Ripack 3000

Ripack 3000 Heat Gun User Manual

Brand: Ripack

Model: 3000

1. INTRODUCTION

The Ripack 3000 Heat Gun is designed for heavy-duty shrink-wrapping applications, capable of handling up to 100 pallets per day. It is suitable for various sectors including manufacturing, construction, agri-food, and transport/logistics. This manual provides essential information for the safe and efficient operation, maintenance, and troubleshooting of your Ripack 3000 Heat Gun.

The Ripack 3000 features a unique Securipack system, ensuring a high level of safety by automatically detecting gas bottle pressure to prevent overheating. Its stainless steel heat diffuser remains cool during prolonged use, minimizing burn risks. The Securipack system also controls gas hose pressure, automatically cutting off gas flow if the hose is broken. The design prevents air inlet blockages, ensuring optimal safety conditions.

2. SAFETY INFORMATION

Always read and understand all safety warnings and instructions before operating the Ripack 3000 Heat Gun. Failure to follow these instructions may result in fire, explosion, electric shock, or serious injury.

- Ensure adequate ventilation when operating the heat gun.
- Do not point the heat gun at people, animals, or flammable materials.
- Wear appropriate personal protective equipment (PPE), including heat-resistant gloves and eye protection.
- Regularly inspect the gas hose and connections for leaks or damage. Replace damaged components immediately.
- Do not modify the heat gun or its components. Use only genuine Ripack replacement parts.
- Store the heat gun and propane cylinder in a cool, dry, well-ventilated area, away from direct sunlight and ignition sources.
- Familiarize yourself with the Securipack system's safety features, including automatic pressure detection and gas cut-off.

3. WHAT'S IN THE BOX

Your Ripack 3000 Heat Gun kit includes the following components:

- Ripack 3000 Heat Gun with back-up ignitor
- 26-foot propane hose
- Securipack - combined fail-safe regulator

- High impact plastic case
- Wrench for tightening fittings



Image: The Ripack 3000 Heat Gun kit, neatly organized within its durable black plastic carrying case. The image displays the heat gun, propane hose, regulator, and wrench, along with the user guide.

4. SETUP

1. **Unpack Components:** Carefully remove all items from the high impact plastic case.
2. **Connect Regulator to Propane Cylinder:** Attach the Securipack regulator to your propane gas cylinder. Ensure the connection is tight and secure using the provided wrench.
3. **Connect Hose to Regulator and Heat Gun:** Connect one end of the 26-foot propane hose to the regulator and the other end to the inlet on the Ripack 3000 Heat Gun. Tighten all connections firmly with the wrench to prevent gas leaks.
4. **Check for Leaks:** Before opening the gas cylinder valve, ensure all connections are secure. Once connected,

slowly open the propane cylinder valve. Apply a leak detection solution (soapy water) to all connections. Bubbles indicate a leak. If a leak is detected, close the gas valve immediately, tighten the connection, and re-test. Do not operate the heat gun if a leak is present.

5. OPERATING INSTRUCTIONS



Image: The Ripack 3000 Heat Gun, showcasing its ergonomic design and the prominent stainless steel heat diffuser. The tool is primarily orange and black, with the Ripack logo visible on the side.

1. **Ignition:** With the propane cylinder valve open, press the ignition button on the heat gun. The ignitor will spark, and the flame will ignite. If the gun does not ignite, release the button, wait a few seconds, and try again.
2. **Adjusting Flame:** The Ripack 3000 is designed for optimal performance. The flame intensity is regulated by the Securipack system. Do not attempt to manually adjust the flame beyond its intended operation.
3. **Shrink-Wrapping Technique:**
 - Hold the heat gun approximately 12-18 inches (30-45 cm) from the shrink film.
 - Move the heat gun in a steady, sweeping motion across the surface of the film.
 - Work from the bottom of the pallet upwards, ensuring even heat distribution.
 - The 360° rotating nozzle allows for flexible positioning and access to all sides of the pallet.

- Observe the film as it shrinks, ensuring a tight, wrinkle-free finish. Avoid overheating any single area.
4. **Shutting Down:** When finished, close the valve on the propane gas cylinder first. Allow the heat gun to burn off any remaining gas in the hose until the flame extinguishes. Then, release the ignition button.
 5. **Cool Down:** Allow the heat gun to cool completely before storing. The stainless steel heat diffuser is designed to stay cool, but the nozzle area will still be hot immediately after use.

6. MAINTENANCE

Regular maintenance ensures the longevity and safe operation of your Ripack 3000 Heat Gun.

- **Cleaning:** Keep the heat gun clean and free from dust and debris. Use a dry cloth to wipe down the exterior. Do not use abrasive cleaners or solvents.
- **Hose and Regulator Inspection:** Before each use, inspect the propane hose and regulator for any signs of wear, cracks, cuts, or damage. Replace immediately if any damage is found.
- **Nozzle Inspection:** Periodically check the nozzle for any blockages or carbon buildup. Ensure the air inlets are clear to maintain proper combustion and safety.
- **Storage:** Store the heat gun in its original high impact plastic case in a cool, dry, well-ventilated area, away from direct sunlight, extreme temperatures, and ignition sources. Disconnect the propane cylinder when storing for extended periods.

7. TROUBLESHOOTING

Problem	Possible Cause	Solution
Heat gun does not ignite.	Propane cylinder valve is closed. Empty propane cylinder. Loose hose connections. Ignitor malfunction.	Open the propane cylinder valve. Replace or refill the propane cylinder. Check and tighten all hose and regulator connections. Contact Ripack customer support for ignitor replacement.
Weak or inconsistent flame.	Low propane pressure. Partial blockage in nozzle or air inlets.	Ensure propane cylinder has sufficient gas. Inspect and clear any blockages from the nozzle and air inlets.
Gas leak detected (hissing sound, smell of gas).	Loose connections. Damaged hose or regulator.	Immediately close the propane cylinder valve. Tighten all connections. If leak persists, replace the damaged hose or regulator. Do not operate until leak is resolved.

8. SPECIFICATIONS

Feature	Detail
---------	--------

Feature	Detail
Model	3000
Brand	Ripack
Power Source	Gas Powered (Propane)
BTU Output	260,000 BTU
Wattage (Equivalent)	75480 watts
Item Weight	0.01 Ounces (Note: This seems to be a data entry error, actual weight is likely higher for a tool of this type)
Product Dimensions	18 x 13 x 6 inches
Material	Plastic (body), Stainless Steel (diffuser)
Color	Orange
Nozzle Feature	360° rotating nozzle
Safety System	Securipack (automatic pressure detection, gas cut-off)

9. WARRANTY AND SUPPORT

Ripack products are manufactured to high-quality standards and are designed for durability and performance. For specific warranty details, please refer to the warranty card included with your product or visit the official Ripack website.

For technical support, replacement parts, or any inquiries regarding your Ripack 3000 Heat Gun, please contact Ripack customer service. Contact information can typically be found on the product packaging, the official Ripack website, or through your authorized dealer.

When contacting support, please have your product model number (3000) and purchase information readily available.

© 2024 Ripack. All rights reserved.
This manual is for informational purposes only. Ripack reserves the right to make changes to products and specifications at any time without notice.



USER'S GUIDE
NOTICE UTILISATEUR
RIPACK 3000
RIPACK 3000+



YOUR PROTECTION
BY EXCELLENCE

REGISTER YOUR PRODUCT
ONLINE WARRANTY CONTRACT
RIPACK.COM/EN/REGISTER-A-PRODUCT



[\[pdf\]](#) Guide Warranty Accessories

NOTICE UTILISATEUR Clothilde RAMPNOUX User Guide Download Ripack 3000 Heat Tool Shrinkwrap Supplies Notice UL EN 2 v 1721706029 cdn shopify s files 1 1019 3957 |||

USER S GUIDE NOTICE UTILISATEUR RIPACK **3000** RIPACK **3000** YOUR PROTECTION BY EXCELLENCE REGISTER YOUR PRODUCT ONLINE WARRANTY CONTRACT RIPACK.COM/EN/REGISTER-A-PRODUCT RIPACK ACCESSORIES MODULAR EXTENSIONS Quick and easy assembly of one or more extensions wands on the Ripack **3000** heat gun. All comp...

lang:en score:37 filesize: 2.46 M page_count: 29 document date: 2024-04-09



[\[pdf\]](#) Catalog

RIPACK 2025 ripack 2024 tigerpak au media Downloadcatalogue r i |||

RIPACKSERIES **3000** FREECALL 1300 525 325 TIGERPAK.COM.AU SAFE Prevent any burn risks and work in complete safety. With its unique, patented cold nozzle system, the gun remains cool during use. Non-stop rotation of the nozzle possible with bare hands. SECURIPACK In the event of hose damage or low g...

lang:en score:27 filesize: 2.18 M page_count: 5 document date: 2025-02-19



[\[pdf\]](#) Datasheet

Download Data Sheet RIPACK 3000 HEAT SHRINK GUN 15 411 d v

be3cac8a41f027f9eafdccca0886bcd19c72e5adf d347awuzx0kdse cloudfront net azapak product |||

Offering more Series **3000** www.ripack.com SAFE Prevent any burn risks and work in complete safety. With its unique, patented cold nozzle system, the gun remains cool during use. Non-stop rotation of the nozzle possible with bare hands PRACTICAL Large, solid hanger ring. Easy to attach on RIP...

lang:en score:27 filesize: 972.19 K page_count: 5 document date: 2020-01-15



USER'S GUIDE
RIPACK 3000
RIPACK 3000+



YOUR PROTECTION




[\[pdf\]](#) Parts List Guide Warranty

NOTICE UTILISATEUR Clothilde RAMPNOUX Ripack 3000 Heat Tool With 6 8 Extension Combo DRS DS RPK3000 KIT 1 MAN static globalindustrial products 66215 dr shrink inc |||

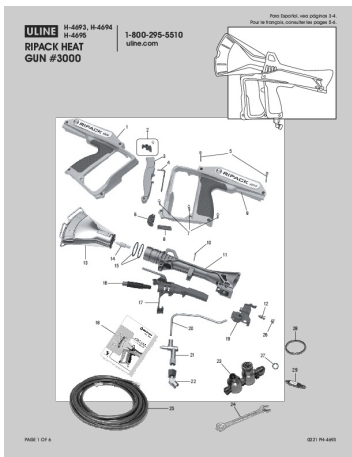
USER S GUIDE RIPACK **3000** RIPACK **3000** YOUR PROTECTION BY EXCELLENCE REGISTER YOUR PRODUCT ONLINE WARRANTY CONTRACT RIPACK.COM/EN/REGISTER-A-PRODUCT TOOL BAG CONTENT Securipack pressure regulator Wrench Swivel connector 8 m gas hose User s guide HAND-HELD PROPANE-FIRED SHRINK GUN FOR SHRINK-WR...

lang:en score:26 filesize: 2.53 M page_count: 28 document date: 2025-01-07



[pdf] User Manual

Handschrumpfgerät Ripack 3000 mit Transporttasche Mercateo Artikelnummer 151503 Kurzbeschreibung
Langbeschreibung v 2 static mercateo c3 b2e11790ec8b4f5c891d729dfadabeb22 |||
Artikelnummer: 151503 Kurzbeschreibung: Handschrumpfgerät Ripack**3000**, mit
Transporttasche Langbeschreibung: Handschrumpfgerät Ripack **3000**, mit
Transporttasche: Bei dem Handschrumpfgerät Ripack 300 handelt es sich um ein
extrem leistungsstarkes Profigerät. Schnelles Austauschen des Verschlei ssteils Pi...
lang:de **score:25** filesize: 37.9 K page_count: 1 document date: 0000-00-00



[pdf] User Manual

ULINE H 4693 4694 4695 RIPACK HEAT GUN 3000 DESCRIPTION QTY PART NO MFG 1 Right Half of
Handle 233420 70 2 Button and Spring PWLSP PH SPFR uline 80
H-4693, H-4694 H-4695 RIPACK HEAT GUN **#3000** 1-800-295-5510 uline.com Para
Español, vea páginas 3-4. Pour le français, consulter les pages 5-6. 1 2 5 3 4 PAGE 1 OF
6 6 9 14 13 15 16 7 8 10 11 17 18 20 19 21 23 22 12 28 26 27 29 24 25 0221 PH-
4693 H-4693, H-4694 H-4695 RIPACK HEAT ...
lang:en **score:24** filesize: 1.41 M page_count: 6 document date: 2021-02-17



[pdf]

Afdekfolie voor pallets Mercateo 2 RIPACK® 3000 83 kW 1 2200 72 Krimppistool Om optimaal en zonder
grote inspanningen te werken met propaangas De s0000619 nl v 10 static mercateo 14
b891e19dc80b4557b4b43941c877eb0c |||
Afdekfolie voor pallets Zeer bestendig tegen scheuren en stoten, afscheurperforatie
voor gemakkelijk ... --- Meer hoogtes op aanvraag. vanaf 5 VE ----- vanaf 10 VE -----
Krimppistool RIPACK 2200/**3000** Om optimaal en zonder grote inspanningen te
werken met propaangas: De pistoolkop blijft zonde...
lang:nl **score:24** filesize: 113.78 K page_count: 1 document date: 2018-02-26



[pdf] Datasheet

PowerPoint Presentation AWS User Datasheet RS online Ripack 3000 Gas Shrink System ENGLISH
Stock No 9129150 Product Information Handheld propane fired shrink gun for wrapping plastic films
Piezzo 0900766b814e20eb docs rs 4183 |||
Datasheet RS Stock No: 9129150 Ripack**3000** Gas Shrink System ENGLISH
Technical Data Gas pressure: 1.5 3.5bar 21-50 psi Gas consumption: 2.9 5.2kg/hour
6.4-11.5 lbs/hour Heat generation: 45-76kW 15**3000**-258000 btu/h Air intake: 35-
633/hour 1337-2444 cu.ft./hour CO emission: 0.0052-0.0...
lang:en **score:21** filesize: 109.91 K page_count: 1 document date: 2016-04-27




[\[pdf\]](#) User Manual

CATÁLOGO RIPACK 2100 2500 3000 PROGRAMA DE CESIÓN SISTEMA ONE STEP Page 53 54 Pol
Ind El Colomer Parcela 45 C Castilla León s n Catálogo Embalaje Industrial 2022 easyfairsassets sites
199 04 |||

CATLOGO 2022 AL SERVICIO DE LA INDUSTRIA www.tecnopacking.com

CATLOGO 2022 www.tecnopacking.com ... CESIN Pistolas de termoretraccin a gas
propano o a gas natural. RIPACK 2100 RIPACK 2500 RIPACK **3000** MAQUINARIA
Econmica y ligera para uso ocasional Compacta y ligera para uso regular Verstil ...
lang:es **score:17** filesize: 7.89 M page_count: 54 document date: 2022-02-14



[\[pdf\]](#)


Uline H 4693 Ripak Heat Gun 3000 IH SPFR uline 80

H-4693 RIPACK HEAT GUN **#3000** 1-800-295-5510 uline.com TOOL INCLUDED

Para Espaol, vea pginas 5-8. Pour le franais, consulter les pages 9-12. Wrench

SAFETY PRECAUTIONS Do not use this appliance in regulated zones where there is
a specific risk of fire or explosion. Ensure five feet of empty sp...

lang:en **score:17** filesize: 2.65 M page_count: 12 document date: 2021-07-08



[\[pdf\]](#)

Uline H 4693 Ripak Heat Gun 3000 Para Espaol vea páginas 5 8 1 800 295 5510 RIPAC PAGE 4 OF 12

0721 IH There is an additional igniter in the handle of heat gun To change press down on black switch to

release trigger SPFR uline mx |||

H-4693 RIPACK HEAT GUN **#3000** 1-800-295-5510 uline.com TOOL INCLUDED

Para Espaol, vea pginas 6-10. Pour le franais, consulter les pages 11-15. Wrench

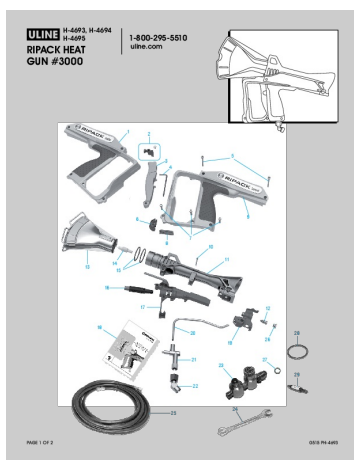
SAFETY PRECAUTIONS Do not use this appliance in regulated zones where there is
a specific risk of fire or explosion. Ensure five feet of empty ...

lang:en **score:14** filesize: 2.17 M page_count: 15 document date: 2022-01-11



[\[pdf\]](#)

Herzlich willkommen Stefan Kunz prospekt 03 2019 cdn webshopapp shops 108516 files 265175306 |||
 Willkommen bei der Katalog 03/2019 Josef-Bauer-Str. 6 D 90584 Allersberg Tel.: 49
 9176 - 99 80 ... chweigert TW 330/401H 45 Schrumpfgerte Schrumpfpistole RIPACK
 2200 46 Schrumpfpistole RIPACK **3000** 47 Haubenschrumpfgerte der HS-Serie o
 Modell HS 45 und HS 55 48 o Modell HS 560 und HS 87...
 lang:de score:13 filesize: 3.45 M page_count: 52 document date: 2019-03-25



[\[pdf\]](#) User Manual

1 800 295 5510 RIPACK HEAT GUN 3000 ULINE PAGE OF 2 0515 PH 4693 uline π H 4694 4695 9 10
 11 19 20 21 22 23 25 24 26 27 12 13 14 15 16 17 18 5 4 3 6 7 User s Manual 801xxx Complete Jet
 Bearer Includes Cover Nut 249064 Aluminum Gas Feed Tube
 ...
 lang:de score:11 filesize: 928.36 K page_count: 2 document date: 2015-05-13