

- › [Bush Furniture](#) /
- › [Bush Business Furniture Series C 60W x 30D Office Desk with Hutch and Mobile File Cabinet Instruction Manual](#)

## Bush Furniture SRC145HCSU

# Bush Business Furniture Series C 60W x 30D Office Desk with Hutch and Mobile File Cabinet Instruction Manual

Model: SRC145HCSU

## INTRODUCTION

This manual provides essential instructions for the assembly, operation, and maintenance of your Bush Business Furniture Series C 60W x 30D Office Desk with Hutch and Mobile File Cabinet. Please read these instructions carefully before beginning assembly or use to ensure proper function and longevity of your product.



**Figure 1:** The Bush Business Furniture Series C Office Desk with Hutch and Mobile File Cabinet, shown in an office environment. This image illustrates the complete setup of the desk, hutch, and mobile file cabinet, highlighting its functional design.

## SAFETY INFORMATION

---

- Always follow assembly instructions carefully.
- Ensure all fasteners are securely tightened before use.
- Do not overload the desk or hutch shelves. The desktop has a weight capacity of 200 pounds.
- Keep small parts away from children during assembly.
- Use caution when moving the mobile file cabinet to prevent tipping.

## SETUP AND ASSEMBLY

---

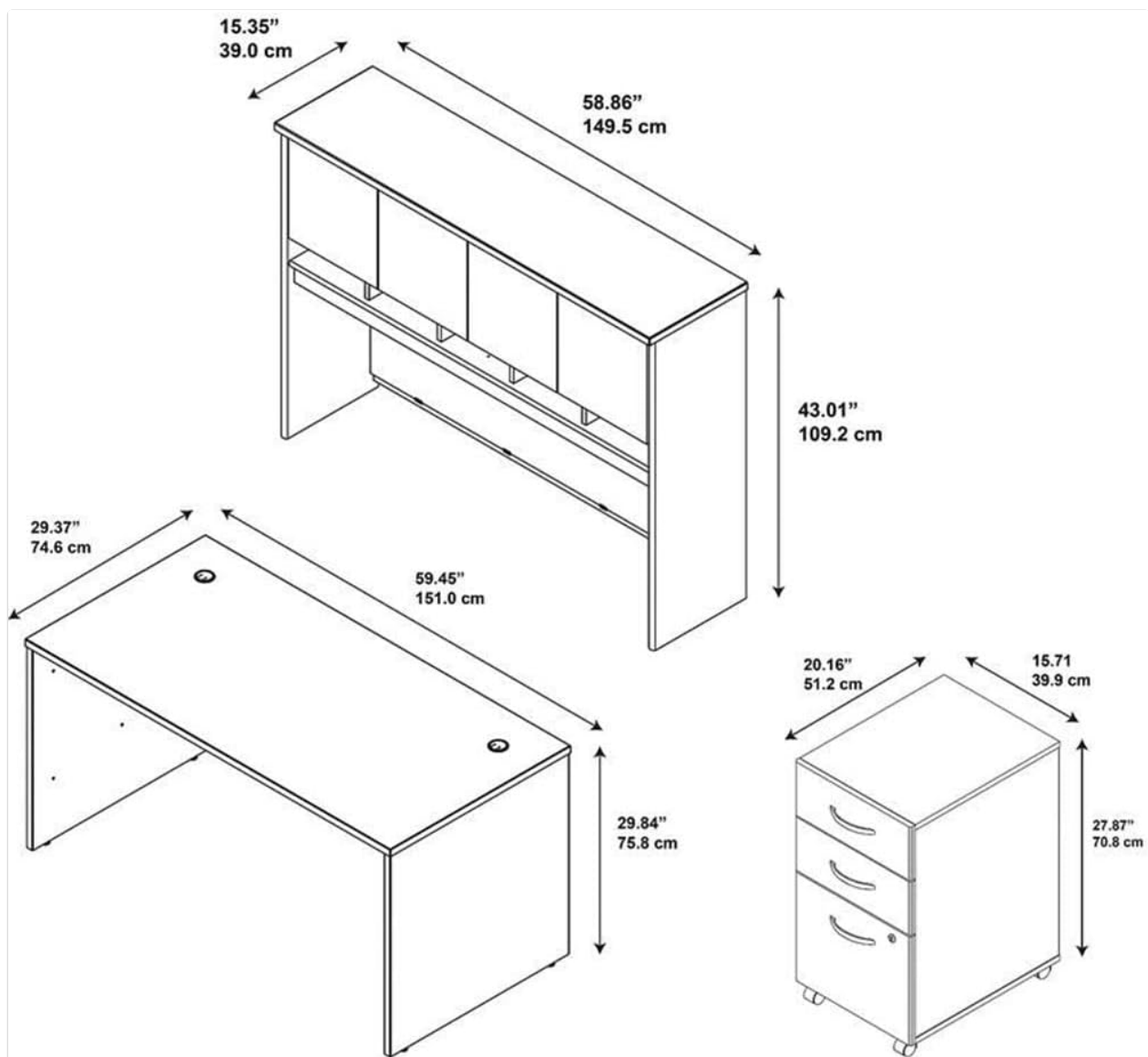
Assembly of this product is required. It is recommended to have at least two people for assembly. Ensure you have adequate space and all components are present before starting.

## Components Included:

- 60W x 30D Office Desk
- 60W 4 Door Hutch
- 3 Drawer Mobile File Cabinet

## Assembly Steps (General Guidance):

1. Unpack all components and verify against the parts list provided in the separate assembly guide.
2. Assemble the main desk frame and desktop according to the detailed instructions.
3. Attach the hutch to the desk, ensuring it is securely fastened.
4. The mobile file cabinet is typically pre-assembled or requires minimal assembly; attach casters if necessary.
5. Place the mobile file cabinet in your desired location.



**Figure 2:** Dimensional drawing showing the width, depth, and height measurements for the desk, hutch, and mobile file cabinet components. This diagram is crucial for planning your workspace and ensuring proper fit.

## OPERATING INSTRUCTIONS

### Desk Usage:

- The spacious desktop provides ample room for computers, monitors, and other office equipment.
- Utilize the built-in wire management grommets to route cables neatly, keeping your workspace organized and free of clutter.



**Figure 3:** A close-up view of the wire management grommet on the desktop. This feature allows for organized routing of power and data cables, maintaining a tidy work surface.

### **Hutch Functionality:**

- The hutch features four doors for concealing reference materials and other items, maintaining a clean aesthetic.
- Five open shelves are available for organizing work-in-progress, frequently accessed documents, or decorative items.



**Figure 4:** A detailed view of the hutch's storage compartments, including both closed cabinets and open shelves. This demonstrates the versatile storage options for various office supplies and documents.

### **Mobile File Cabinet:**

- The mobile file cabinet includes one full-extension file drawer designed for letter, legal, and A4-size paperwork.
- Two box drawers provide storage for miscellaneous office supplies.
- The two bottom drawers can be locked to secure sensitive documents and personal items. Use the provided key for locking and unlocking.
- Dual-wheeled casters allow for easy repositioning of the cabinet within your office space.





**Figure 5:** A close-up of the mobile file cabinet's bottom drawer, showing the locking mechanism and file hangers. This illustrates the secure storage capability for important documents.

## MAINTENANCE AND CARE

---

To maintain the appearance and durability of your Bush Business Furniture, follow these care instructions:

- **Cleaning:** Wipe surfaces with a damp cloth. Avoid harsh chemicals or abrasive cleaners, which can damage the thermally fused laminate finish.
- **Spills:** Clean spills immediately to prevent staining.
- **Protection:** Use coasters under beverages and protective pads under hot items to prevent damage to the desktop surface.
- **Fasteners:** Periodically check and tighten all assembly fasteners to ensure stability.



**Figure 6:** A close-up image showcasing the Hansen Cherry finish of the furniture. This detail highlights the wood grain and color, which should be maintained with proper care.

## TROUBLESHOOTING

This section addresses common issues you might encounter. For problems not listed here, please contact customer support.

Problem	Possible Cause	Solution
Desk or hutch feels wobbly.	Loose fasteners or uneven floor.	Check and tighten all assembly screws. Ensure the desk is on a level surface.
Drawers do not slide smoothly.	Obstruction in the drawer slides or misaligned slides.	Remove the drawer and check for any obstructions. Ensure drawer slides are properly aligned and free of debris.
Cabinet doors do not close properly.	Misaligned hinges or obstruction.	Adjust hinges as needed. Check for items blocking the door's path.

## SPECIFICATIONS

Feature	Detail
Brand	Bush Furniture
Model Name	Series C
Model Number	SRC145HCSU
UPC	042976121815
Overall Dimensions (D x W x H)	29.37" x 59.45" x 72.85"
Color	Hansen Cherry
Base Material	Engineered Wood
Finish Type	Thermally Fused Laminate
Special Features	Wire Management Grommets, Locking File Drawer
Desktop Weight Capacity	200 lbs
Number of Drawers	3 (1 file, 2 box)
Number of Hutch Doors	4
Number of Hutch Shelves	5 (open)
Assembly Required	Yes
Item Weight	323 Pounds

## WARRANTY INFORMATION

This Bush Business Furniture product is backed by a **10-year manufacturer's warranty**. This warranty covers defects in materials and workmanship under normal use. Please retain your proof of purchase for warranty claims.

For full details regarding warranty coverage, limitations, and how to make a claim, please refer to the official Bush Business Furniture warranty documentation included with your product or visit the manufacturer's website.

## CUSTOMER SUPPORT

If you have any questions regarding the assembly, operation, maintenance, or warranty of your Bush Business Furniture Series C Office Desk, please contact Bush Business Furniture customer support.

**Brand:** Bush Furniture

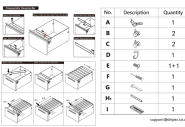



**Manufacturer:** Bush Industries

**Online Support:** Visit the [Bush Business Furniture Store on Amazon](#) for more information and resources.

For specific contact details (phone, email), please refer to the documentation included with your product.



Related Documents - SRC145HCSU

<div><p><b>User Manual of Product 1:</b> VASAGLE Computer Writing Desk, 55 Inch Office Study Table, Work from Home, with 5 Hooks, Metal Frame, Industrial, 28.4" Gauge</p><p><b>User Manual of Product 2:</b> VASAGLE File Cabinet, Mobile Filing Cabinet with Wheels, 2 Drawers, Open Shelf for A4, Letter Size, Hanging File Folders, Orange and Black UOFC071B02</p></div>	<p><a href="#">VASAGLE Desk and File Cabinet User Manuals &amp; Assembly Guide</a></p> <p>Official user manuals and assembly instructions for VASAGLE Computer Writing Desk (LWD series) and VASAGLE Mobile Filing Cabinet (OFC041/UOFC071B02). Includes general guidelines, safety warnings, parts lists, and assembly process descriptions.</p>																														
<div><table><tr><th>No.</th><th>Description</th><th>Quantity</th></tr><tr><td>A</td><td>Top</td><td>1</td></tr><tr><td>B</td><td>Drawer</td><td>2</td></tr><tr><td>C</td><td>Drawer</td><td>2</td></tr><tr><td>D</td><td>Drawer</td><td>1</td></tr><tr><td>E</td><td>Top</td><td>1+1</td></tr><tr><td>F</td><td>Drawer</td><td>1</td></tr><tr><td>G</td><td>Drawer</td><td>1</td></tr><tr><td>H</td><td>Drawer</td><td>1</td></tr><tr><td>I</td><td>Drawer</td><td>1</td></tr></table></div>	No.	Description	Quantity	A	Top	1	B	Drawer	2	C	Drawer	2	D	Drawer	1	E	Top	1+1	F	Drawer	1	G	Drawer	1	H	Drawer	1	I	Drawer	1	<p><a href="#">Dripex 3 Drawer File Cabinet Assembly and Disassembly Guide</a></p> <p>Comprehensive instructions for assembling and disassembling the Dripex 3 Drawer File Cabinet, including details on attaching casters, drawer slides, and managing the hanging bar.</p>
No.	Description	Quantity																													
A	Top	1																													
B	Drawer	2																													
C	Drawer	2																													
D	Drawer	1																													
E	Top	1+1																													
F	Drawer	1																													
G	Drawer	1																													
H	Drawer	1																													
I	Drawer	1																													
<div><p><b>User Manual of Product 1:</b> VASAGLE ALINRU Computer Desk, Office Desk with 8 Hooks, for Study, Home Office, Easy Assembly, Industrial Design, 47.2 x 23.6 x 29.5 Inches, Orange and Black UOFC071B02</p><p><b>User Manual of Product 2:</b> VASAGLE File Cabinet, Mobile Filing Cabinet with Wheels, 2 Drawers, Open Shelf for A4, Letter Size, Hanging File Folders, Orange and Black UOFC071B02</p></div>	<p><a href="#">VASAGLE Computer Desk &amp; File Cabinet Assembly Instructions</a></p> <p>Comprehensive user manual and assembly guide for VASAGLE ALINRU Computer Desk (Model: ULWD058B02) and VASAGLE Mobile Filing Cabinet (Model: UOFC071B02). Includes parts lists, step-by-step instructions, and safety warnings in English.</p>																														
<div><p>Assembly Guide</p><p>If you're having any difficulty during assembly of this product, don't hesitate to call us at 1-800-955-4762.</p><p>Our customer service team is available 24 hours a day to assist you with any questions or concerns. We'll make sure you get the most out of your new furniture.</p><p>Representatives are available Monday-Friday, 9am-5pm EST.</p><p>30W 2 Drawer Lateral File</p><p>Let's Get It Done!</p><p>For more information, visit us at <a href="#">bushbusinessfurniture.com</a></p></div>	<p><a href="#">Bush Business Furniture 30W 2 Drawer Lateral File Assembly Guide</a></p> <p>Comprehensive assembly guide for the Bush Business Furniture 30W 2 Drawer Lateral File, including safety information, parts list, and step-by-step instructions for assembly and maintenance.</p>																														
<div><p>Bush Business Furniture</p><p>Assembly Instructions and Warranty</p><p>10-Year Warranty</p><p>Quality Difference</p><ul style="list-style-type: none"><li>QUALITY</li><li>INNOVATION</li><li>SERVICE</li><li>VALUE</li></ul></div>	<p><a href="#">Bush Business Furniture Assembly Instructions and Warranty</a></p> <p>Comprehensive assembly instructions, parts list, hardware details, safety warnings, and 10-year warranty information for Bush Business Furniture desks and office furniture.</p>																														
<div><p>VERTICAL FILE CABINET ASSEMBLY INSTRUCTIONS</p><p>INBOX ZERO bnlc3476</p><p>NOTE: PLEASE ASSEMBLE IN ORDER OF INCREASING HEIGHT.</p></div>	<p><a href="#">Vertical File Cabinet Assembly Instructions - Inbox Zero bnlc3476</a></p> <p>Step-by-step assembly instructions for the Inbox Zero bnlc3476 vertical file cabinet. This guide provides detailed information on parts, assembly steps, and final setup for your 3-drawer filing cabinet.</p>																														