

BoxWave Micro USB DuraCable

BoxWave Micro USB DuraCable Instruction Manual

MODEL: MICRO USB DURACABLE

Introduction

The BoxWave Micro USB DuraCable is a high-quality, durable charging and data synchronization cable. Designed with a braided nylon exterior and reinforced strain reliefs, it offers enhanced longevity and reliable performance. This cable is compatible with any device featuring a Micro USB port, including the Cowon Plenue L, and connects to any standard USB-A port for charging or data transfer.




This image displays the BoxWave Micro USB DuraCable alongside a Cowon Plenue L portable music player, illustrating the cable's compatibility and intended use.


Setup

Setting up your BoxWave Micro USB DuraCable is straightforward. Simply identify the appropriate ports on your devices.

1. **Identify Connectors:** The DuraCable has two ends: a standard USB-A connector and a Micro USB connector.
2. **Connect to Device:** Insert the Micro USB end of the cable into the Micro USB port of your compatible device (e.g., smartphone, portable music player). Ensure it is inserted correctly and fully.
3. **Connect to Power/Data Source:** Insert the standard USB-A end of the cable into a USB-A port on a power adapter (for charging), a computer (for charging and data sync), or a power bank.
4. **Verify Connection:** Once connected, your device should indicate that it is charging or that a data connection has been established.



USB-A
Connector



Micro USB
Connector

This image clearly labels the two types of connectors on the cable: the standard USB-A connector and the Micro USB connector, indicating their respective shapes.

Operating Instructions

The BoxWave Micro USB DuraCable is designed for dual functionality: charging and data synchronization.

- **Charging:** When connected to a power source (such as a wall adapter, car charger, or computer USB port), the cable will deliver power to your device's battery, allowing it to charge.
- **Data Sync:** When connected to a computer, the cable enables high-speed data transfer. You can sync files, photos, videos, and other data between your device and the computer. The cable supports USB 2.0 standards, providing data transfer speeds up to 480Mbps.



Nylon Braided Cable

Durable construction resists tangles and fraying

This graphic demonstrates the cable's dual functionality, allowing simultaneous charging and data transfer at speeds up to 480Mbps between a computer and a compatible device.

Maintenance

To ensure the longevity and optimal performance of your BoxWave Micro USB DuraCable, follow these maintenance guidelines:

- **Avoid Sharp Bends:** Do not excessively bend or kink the cable, especially near the connectors. The braided nylon construction and reinforced strain reliefs are designed to resist damage, but extreme bending can still cause internal wire damage over time.
- **Store Properly:** When not in use, coil the cable loosely. Avoid tightly wrapping it around objects or tying it in knots.
- **Keep Clean:** If the connectors become dirty, gently wipe them with a dry, lint-free cloth. Avoid using liquids or abrasive cleaners.
- **Handle with Care:** Always pull from the connector housing, not the cable itself, when unplugging from a device or power source.



Charge & Sync

Enjoy 480Mbps data transfer speeds while charging your device

An illustration emphasizing the durable braided nylon construction of the cable, designed to prevent tangles and resist fraying for extended longevity.



Dual Function Charge and Sync Cable



This image highlights the reinforced, rubberized strain relief at the cable's connectors, engineered to prevent kinking and tearing, thereby enhancing the cable's durability.

Troubleshooting

If you encounter issues with your BoxWave Micro USB DuraCable, consider the following common solutions:

Problem	Possible Solution
Device not charging.	Ensure both ends of the cable are securely connected. Try a different power adapter or USB port. Verify the device's charging port is clean and undamaged.
Device not syncing data.	Confirm the cable is connected to a computer's USB port. Check your device's settings to ensure data transfer mode is enabled (e.g., 'File Transfer' or 'MTP'). Try restarting both the device and the computer.



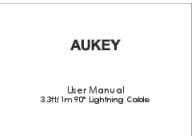



Problem	Possible Solution
Cable appears damaged.	Inspect the cable for visible signs of fraying, kinking, or bent connectors. If damage is present, discontinue use and replace the cable.
Slow charging/data transfer.	Ensure you are using a compatible power adapter. Some USB ports (especially on older computers) may provide less power or slower data speeds. Close unnecessary applications on your computer or device.

Specifications

Feature	Detail
Product Name	BoxWave Micro USB DuraCable
Connectors	USB-A to Micro USB
Cable Length	3 feet (approximately 0.91 meters)
Data Transfer Speed	Up to 480Mbps (USB 2.0 Standard)
Construction	Braided Nylon with Rubberized Strain Reliefs
Color	Space Grey
Item Weight	0.7 ounces (approximately 19.8 grams)
Manufacturer	BoxWave
Country of Origin	China

Warranty and Support

BoxWave products are manufactured with quality and reliability in mind. For specific warranty information regarding your Micro USB DuraCable, please refer to the packaging or visit the official BoxWave website. For technical support or inquiries, please contact BoxWave customer service through their official channels. Limited third-party technical support may be available for your device (up to 3 inquiries via messaging) – please note this is not affiliated with or endorsed by Cowon.

	<p>Spacer SPDC-MICRO-BRD-BK-1.0 USB to Micro-USB Cable User Manual</p> <p>User manual for the Spacer SPDC-MICRO-BRD-BK-1.0 USB to Micro-USB braided charging and data transfer cable. Features fast charging, high data transfer speeds, and durable construction. Includes technical specifications, usage instructions, precautions, and disposal information.</p>
	<p>Sharkoon SKILLER SGK50 Aviator Cable Set Manual</p> <p>Official manual for the Sharkoon SKILLER SGK50 Aviator Cable Set, detailing specifications, connections, and disposal information. Features a USB-C to Aviator connector with a braided cable.</p>
	<p>AUKEY CB-AL04 90° Lightning Cable User Manual</p> <p>User manual for the AUKEY CB-AL04 90° Lightning Cable 2-Pack, detailing package contents, technical specifications including model, data speed, material, color, length, and weight, along with warranty and customer support information.</p>
	<p>MATEIN Micro USB Cable YO-cable-5003 User Manual - 15ft</p> <p>Official user manual for the MATEIN YO-cable-5003 Micro USB Cable. Features include 15ft length, 2.4A fast charging, 480 Mbps data speed, and compatibility with a wide range of Android devices, tablets, and accessories. Learn about product specifications, instructions, warnings, and warranty information.</p>
	<p>Belkin CAA004 BOOST CHARGE Braided USB-C to Lightning Cable - FAQs & Specifications</p> <p>Find answers to frequently asked questions about the Belkin CAA004 BOOST CHARGE Braided USB-C to Lightning Cable, including specifications, compatibility, and warranty information.</p>
	<p>CHOETECH T315 Micro USB Cable User Manual</p> <p>Official user manual for the CHOETECH T315 Micro USB Cable. Find product specifications, usage instructions, safety guidelines, and troubleshooting tips for reliable charging and data transfer.</p>