

## Einhell 4512090

# Einhell 4512090 Dualport Power X-Change Dual Rapid Charger Instruction Manual

Model: 4512090

## 1. INTRODUCTION

Thank you for choosing the Einhell 4512090 Dualport Power X-Change Dual Rapid Charger. This charger is designed to efficiently charge two Power X-Change batteries simultaneously, minimizing downtime and maximizing productivity for your Einhell tools.

The Power X-Change TwinCharger incorporates advanced charging technology to optimize battery life and ensure safe operation. Real-time battery status is conveniently displayed via LED indicator lights on both the battery and the charger. Its design also allows for easy wall mounting, providing a tidy and accessible charging station in your workshop or garage.



Figure 1: Einhell Dualport Power X-Change Dual Rapid Charger

## 2. SAFETY INFORMATION

**WARNING:** Read all safety warnings, instructions, illustrations, and specifications provided with this power tool. Failure to follow all instructions listed below may result in electric shock, fire, and/or serious injury. Save all warnings and instructions for future reference.

- Always ensure the charger is disconnected from the power supply before cleaning or maintenance.
- Do not expose the charger to rain or wet conditions. Water entering a power tool will increase the risk of electric shock.
- Use only with Einhell Power X-Change 18-Volt Lithium-Ion batteries. Using other batteries may cause injury and fire.
- Do not charge damaged batteries. Inspect batteries for damage before charging.
- Ensure adequate ventilation during charging. Do not cover the charger or batteries.
- Keep the charger away from heat sources and direct sunlight.
- This product contains chemicals known to the State of California to cause cancer and birth defects or other reproductive harm. For more information, go to [www.P65Warnings.ca.gov](http://www.P65Warnings.ca.gov).

## 3. SETUP

---

### 3.1 Unpacking

Carefully remove the charger from its packaging. Inspect the unit for any signs of damage during transit. Retain the packaging for future storage or transport.

### 3.2 Wall Mounting (Optional)

The Einhell Dualport Charger can be conveniently mounted to a wall to save space and keep your charging station organized.

1. Identify a suitable location on a sturdy wall, close to a power outlet.
2. Mark the positions for the mounting screws using the keyholes on the back of the charger as a template.
3. Drill pilot holes and insert appropriate wall anchors (not included) if necessary.
4. Secure the charger to the wall using screws, ensuring it is firmly attached.

### 3.3 Power Connection

Plug the charger's power cord into a standard electrical outlet. The charger is now ready for use.

## 4. OPERATING INSTRUCTIONS

---

### 4.1 Charging Batteries

The Power X-Change TwinCharger is designed to charge two 18-Volt Power X-Change batteries simultaneously.

1. Ensure the charger is connected to a power source.
2. Align the battery with the charging slot on the charger.
3. Slide the battery firmly into the slot until it clicks into place.
4. Repeat for the second battery if charging two simultaneously.
5. The charger will automatically begin the 6-stage charging process.



Figure 2: Batteries inserted into the Dual Rapid Charger for charging.

# PARALLEL CHARGING FUNCTION

Figure 3: The charger supports parallel charging for efficiency.

## 4.2 LED Indicator Lights

The charger features LED indicators that provide real-time status of the charging process and battery condition. Refer to the charger's label for specific light patterns and their meanings (e.g., charging, fully charged, error).

## 4.3 Charging Times

The charging time varies depending on the battery's Amp-hour (Ah) capacity. The charger is designed for rapid charging.











Battery Batería Batterie	(Ah)	POWER X-CHANGE				POWER X-CHANGE PLUS	
							
		1.5	2.0	3.0	4.0	2.6	5.2
Charging time Tiempo de carga Durée de chargement	(~min)						
							
		30	40	60	75	55	100

Figure 4: Approximate charging times for various Power X-Change batteries.



# 30 min

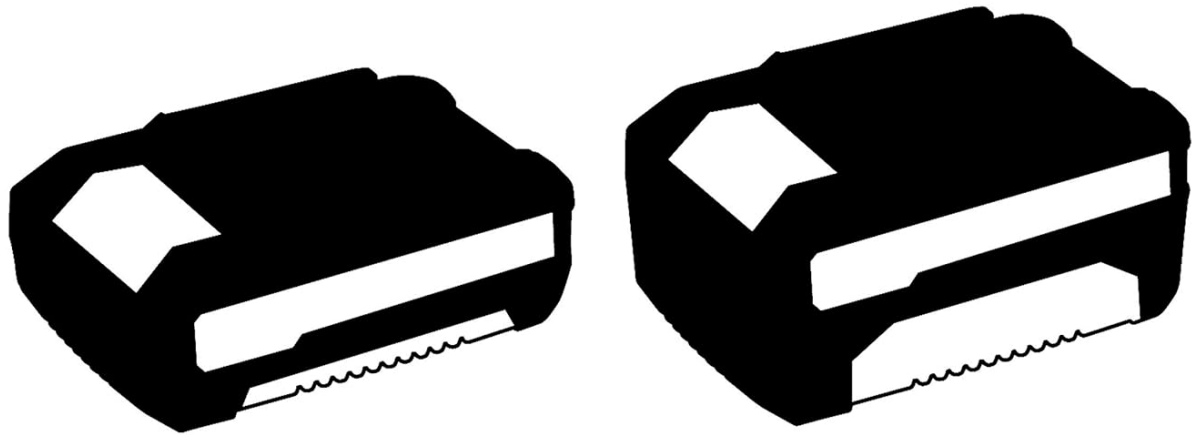
## FAST CHARGER

### at 1.5 Ah Battery

Figure 5: The charger can fully charge a 1.5 Ah battery in approximately 30 minutes.

#### 4.4 Universal Compatibility

This charger is universally compatible with all batteries within the Einhell Power X-Change platform, offering versatility across your range of Einhell tools.



**UNIVERSAL  
COMPATIBLE**

Figure 6: The charger is universally compatible with all Einhell Power X-Change batteries.



Figure 7: The Power X-Change platform offers a wide range of compatible tools.

## 5. MAINTENANCE

---

### 5.1 Cleaning

Regularly clean the charger's exterior with a soft, dry cloth. Do not use abrasive cleaners or solvents. Ensure no dust or debris accumulates in the charging slots.

### 5.2 Storage

When not in use, store the charger in a clean, dry place, away from direct sunlight and extreme temperatures. If wall-mounted, ensure it is securely fastened.

### 5.3 Battery Care

The charger's advanced technology helps improve battery life. For optimal battery longevity, avoid fully discharging batteries before recharging them. Store batteries in a cool, dry place when not in use.

## 6. TROUBLESHOOTING

---

Problem	Possible Cause	Solution
Charger not operating / No LED indication	No power supply; Loose connection	Check power outlet; Ensure power cord is securely plugged in.
Battery not charging	Battery not properly seated; Damaged battery; Charger malfunction	Re-insert battery firmly; Inspect battery for damage; Contact customer support if issue persists.
Charger or battery gets hot during charging	Normal operation (some heat is expected); Poor ventilation	Some heat is normal. Ensure charger and batteries are in a well-ventilated area. If excessively hot or smoking, disconnect immediately and contact support.
Charging process is slow	Battery capacity is high; Battery deeply discharged	Larger capacity batteries take longer. Deeply discharged batteries may require a longer initial charge cycle.

## 7. SPECIFICATIONS

**Manufacturer:** Einhell  
**Part Number:** 4512090  
**Item Model Number:** 4512090  
**Item Weight:** 8.51 pounds  
**Product Dimensions:** 8.7 x 7.56 x 9.25 inches  
**Color:** Red  
**Style:** Dual Charger  
**Power Source:** Battery Powered  
**Voltage:** 18 Volts  
**Item Package Quantity:** 1  
**Certification:** UL  
**Included Components:** Charger  
**Batteries Included?:** No  
**Batteries Required?:** Yes (2 Lithium Ion batteries required)  
**Battery Cell Type:** Lithium Ion  
**Recommended Uses For Product:** Power Tool

## 8. WARRANTY AND SUPPORT

### 8.1 Warranty Information


The Einhell 4512090 Dualport Power X-Change Dual Rapid Charger comes with a **2-year warranty** from the date of purchase. This warranty covers defects in material and workmanship under normal use. Please retain your proof of purchase for warranty claims.

### 8.2 Customer Support

For technical assistance, troubleshooting not covered in this manual, or warranty inquiries, please contact Einhell customer support.  
**Website:** [www.einhell.com](http://www.einhell.com)  
**Phone:** Refer to your regional Einhell website for local contact numbers.







### [\[pdf\]](#) User Manual Instructions

Anl PXC Twincharger 3A SPK7 USA indb Simon Huber POWER X CHANGE DUAL PORT FAST CHARGER Einhell Art Nr 4512090 I 11018 4512092 11019 7 EN Original operating instructions SP Manual de instrucciones original CARGADOR RÁPIDO DE DOBLE PUERTO FR Mode d emploi origine CHARGEUR RAPIDE À DOUBLE RACCORD pxc dual port f charger ex us assets einhell manuals 900 462156 |||

EN Original operating instructions POWER X-CHANGE DUAL PORT FAST CHARGER SP Manual de instrucciones original POWER X-CHANGE CARGADOR RPIDO DE DOBLE PUERTO FR Mode d emploi d origine POWER X-CHANGE CHARGEUR RAPIDE DOUBLE RACCORD POWER X-CHANGE DUAL PORT FAST CHARGER 7 Art.-Nr.: **4512090** Art.-Nr.: 4...

lang:en **score:34** filesize: 1.07 M page\_count: 28 document date: 2019-08-01



### [\[pdf\]](#) User Manual Instructions

Anl PXC Twincharger 3A SPK7 USA indb Simon Huber Manual 4512090 pxc dual port fchargerexna assets einhell manuals 900 552232 |||

EN Operating instructions POWER X-CHANGE DUAL PORT FAST CHARGER FR Mode d emploi CHARGEUR RAPIDE DEUX PORTS POWER X-CHANGE SP Manual de instrucciones POWER X-CHANGE CARGADOR RPIDO DE DOBLE PUERTO POWER X-CHANGE DUAL PORT FAST CHARGER 7 Art.-Nr.: **4512090** Art.-Nr.: 4512092 Anl\_PXC\_Twincharger\_3A\_SP...

lang:en **score:34** filesize: 1.07 M page\_count: 20 document date: 2022-04-28



### [\[pdf\]](#) User Manual Instructions

Anl PXC Twincharger 3A SPK7 USA indb Sabine Pechinger Manual2x 4 0Ah DualPort Kit EX NA Power X Change Battery Charger Starter Kit4512133 21021 001 SPK7d2c5rvsfjg2eub cloudfront net asset 208244749100 document 0tjor60i153kp82fi1ec52h16n 4512133 |||

EN Operating instructions POWER X-CHANGE DUAL PORT FAST CHARGER FR Mode d emploi CHARGEUR RAPIDE DEUX PORTS POWER X-CHANGE SP Manual de instrucciones POWER X-CHANGE CARGADOR RPIDO DE DOBLE PUERTO POWER X-CHANGE DUAL PORT FAST CHARGER 7 Art.-Nr.: **4512090** Art.-Nr.: 4512092 Anl\_PXC\_Twincharger\_3A\_SP...

lang:en **score:11** filesize: 1.07 M page\_count: 20 document date: 2022-05-03