

## Amazon B085WTYQ4X

# Amazon Echo Buds User Manual

Model: B085WTYQ4X

## INTRODUCTION

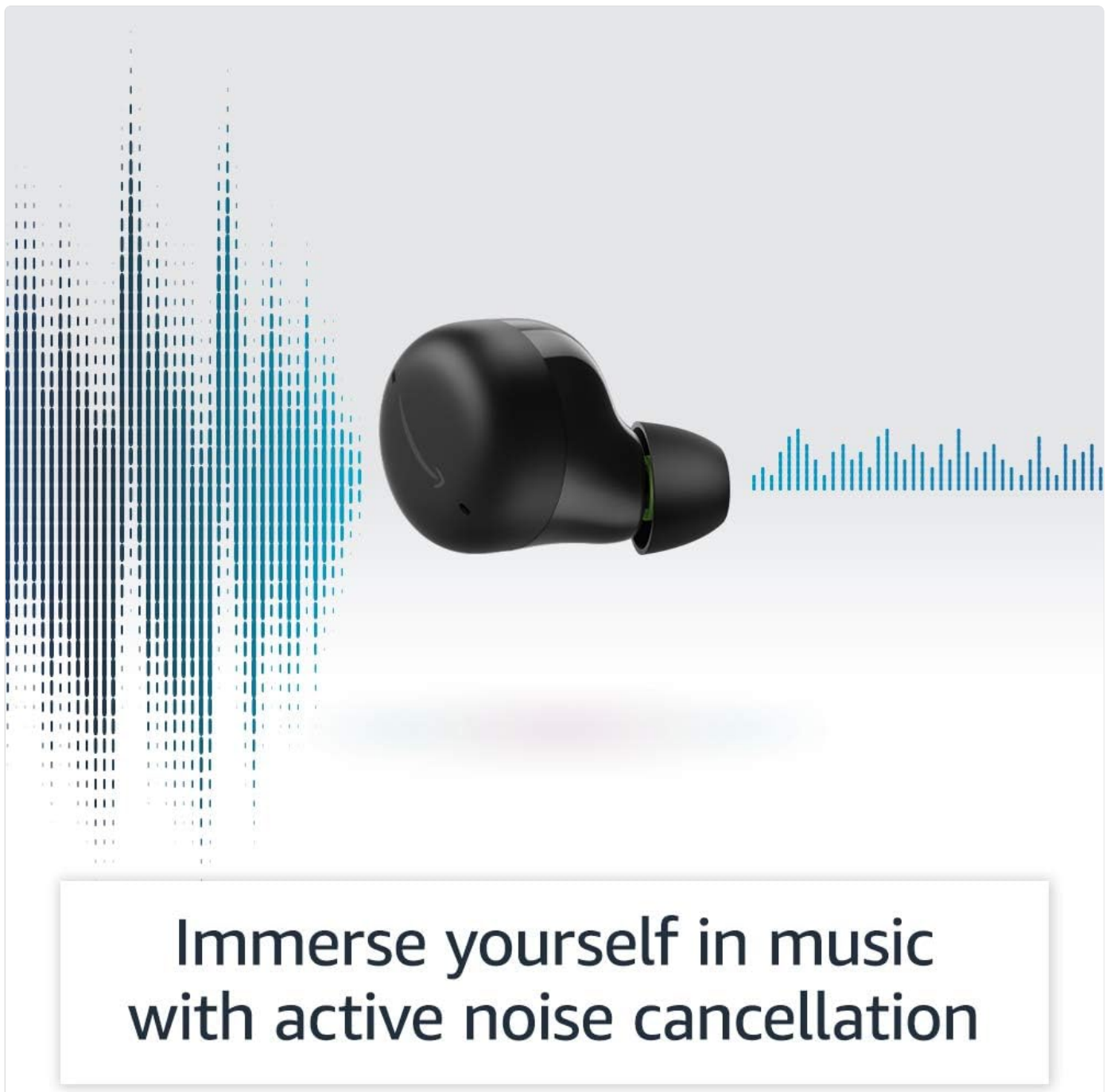
This manual provides comprehensive instructions for the setup, operation, maintenance, and troubleshooting of your Amazon Echo Buds with Active Noise Cancellation. Please read this manual carefully to ensure proper use and to maximize the performance of your device.

## PRODUCT OVERVIEW

The Amazon Echo Buds are wireless earbuds designed to deliver dynamic audio with active noise cancellation. They feature hands-free Alexa integration, a compact and comfortable design, and a long-lasting battery.



Image: Amazon Echo Buds (black) with their charging case open, showing the earbuds nestled inside. The case is compact and dark-colored.



## Immerse yourself in music with active noise cancellation

Image: A close-up view of two black Amazon Echo Buds, highlighting their sleek design and the Amazon smile logo on each earbud.

### WHAT'S INCLUDED

Your Amazon Echo Buds package includes:

- Echo Buds (2nd Gen)
- Charging case
- 4 pairs of ear tips
- 2 pairs of wing tips
- USB-C cable
- Quick Start Guide

### SETUP

#### 1. Charging Your Echo Buds

Before first use, fully charge your Echo Buds and the charging case. Connect the USB-C cable to the charging case and a power source. The LED indicator on the case will show charging status.

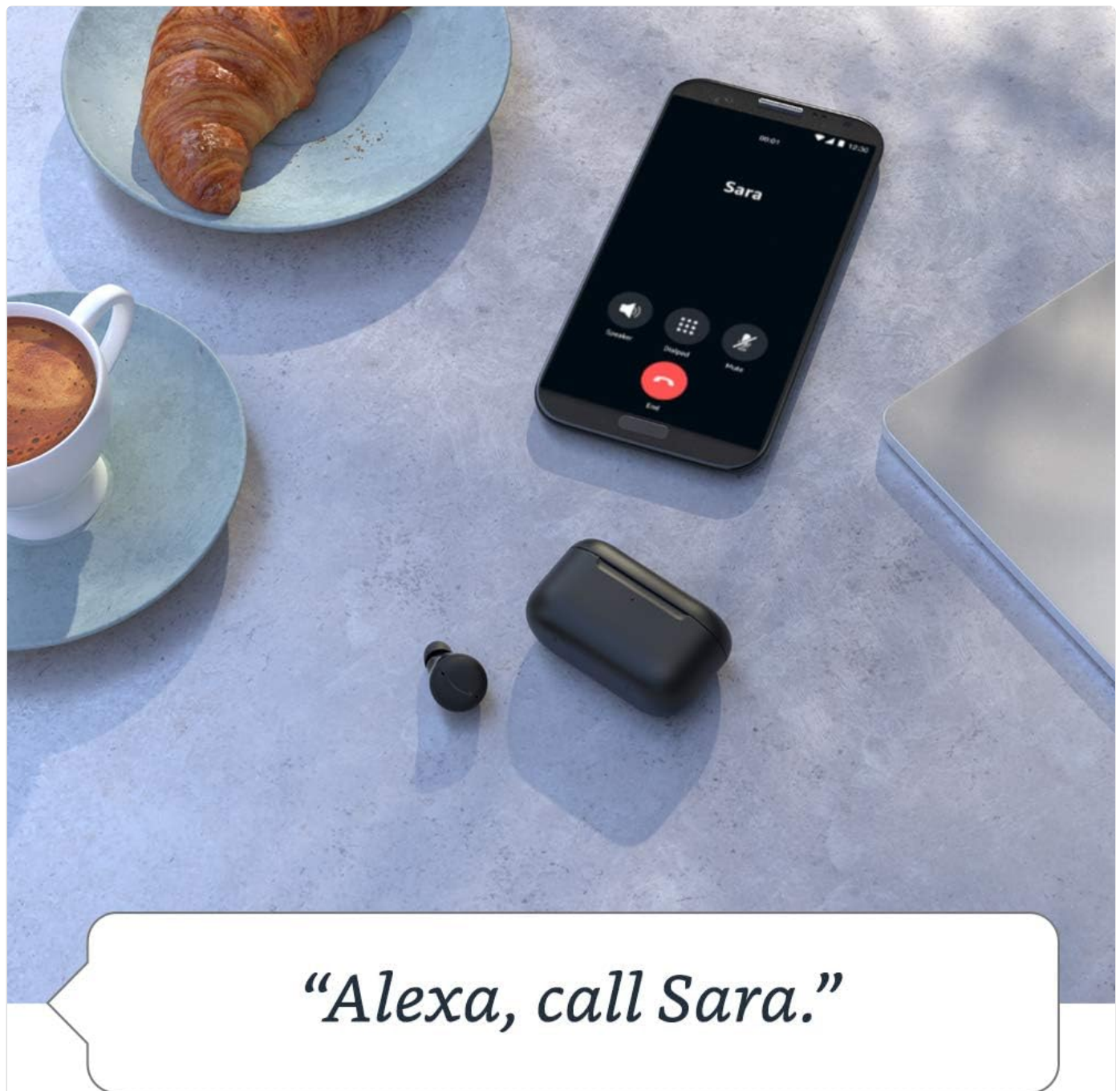


Image: The Echo Buds charging case resting on a wooden table next to a pair of glasses and a notebook, illustrating its compact size and portability.

## 2. Pairing with Your Device

1. Open the charging case with the Echo Buds inside.
2. Ensure Bluetooth is enabled on your smartphone or tablet.
3. Open the Alexa app. If you don't have it, download it from your device's app store.
4. Follow the on-screen instructions in the Alexa app to complete the pairing process.

## 3. Finding Your Fit

Proper fit is crucial for optimal sound quality and Active Noise Cancellation (ANC) performance. Experiment with the included ear tips and wing tips to find the most secure and comfortable fit for your ears.

- Insert the earbud into your ear canal.
- Gently twist the earbud until it feels secure and forms a good seal.
- Use the "Ear Tip Fit Test" in the Alexa app to verify your fit.

## OPERATING YOUR ECHO BUDS

### Active Noise Cancellation (ANC)

The Echo Buds feature Active Noise Cancellation to reduce background noise. You can toggle ANC on/off or adjust its intensity via the Alexa app.

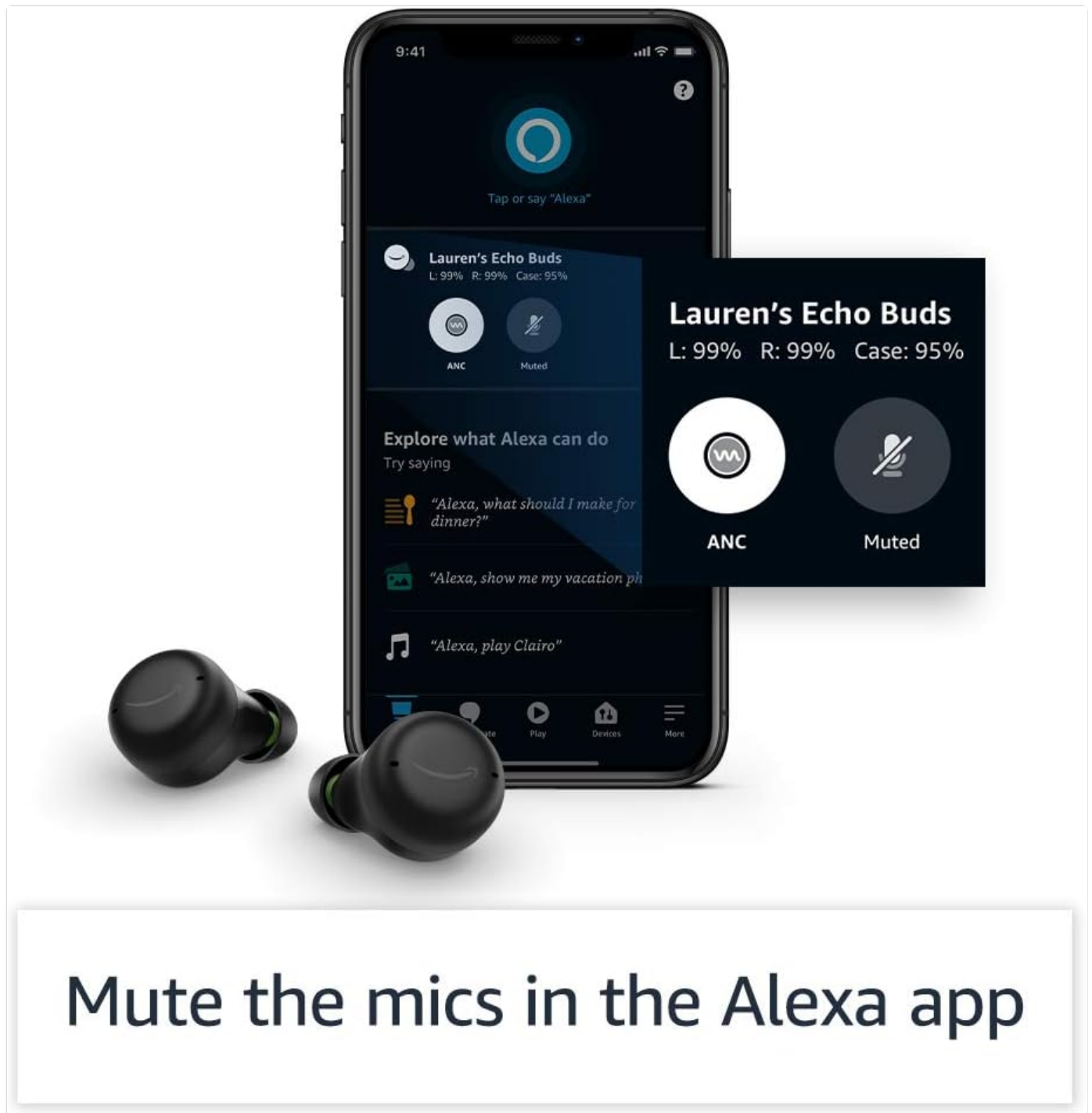



Image: A single black Echo Bud shown with a visual representation of sound waves, illustrating the concept of active noise cancellation.

### Hands-Free Alexa

Access Alexa by simply saying "Alexa" followed by your command. You can use Alexa to:



- Stream music, podcasts, and Audible audiobooks.
- Make calls and send messages.
- Set reminders and add items to your shopping list.
- Control smart home devices.



**Up to 5 hrs music playback per charge,  
up to 15 hrs with charging case**

Image: A smartphone screen displaying a call interface with the text "Alexa, call Sara." below it, demonstrating the voice command feature of the Echo Buds.

### **Touch Controls**

The Echo Buds feature customizable touch controls for playback, calls, and activating voice assistants. You can configure these settings within the Alexa app.

### **Multipoint Pairing**

The Echo Buds support multipoint pairing, allowing them to connect to two devices simultaneously and seamlessly switch between them.

# MAINTENANCE

## Cleaning Your Echo Buds

Regularly clean your Echo Buds and charging case to maintain optimal performance and hygiene.

- Use a soft, dry, lint-free cloth to wipe the earbuds and case.
- Remove ear tips and clean them with mild soap and water, then dry thoroughly before reattaching.
- Do not use abrasive cleaners or submerge the earbuds or case in water.

## Battery Life

To maximize battery life:

- Store the earbuds in the charging case when not in use.
- Charge the case regularly.
- A 15-minute quick charge provides up to 2 hours of music playback.

# TROUBLESHOOTING

## Common Issues and Solutions

Issue	Possible Cause	Solution
No sound from earbuds	Low battery, not paired, incorrect audio output selected.	Charge earbuds, re-pair with device, check device's audio settings.
ANC not effective	Poor earbud fit, ANC disabled.	Adjust earbud fit, perform Ear Tip Fit Test in Alexa app, enable ANC in Alexa app.
Alexa not responding	Microphones muted, no internet connection, app issue.	Ensure mics are not muted in Alexa app, check Wi-Fi/data connection, restart Alexa app or phone.
Earbuds not charging	Improper placement in case, dirty charging contacts, faulty cable/charger.	Ensure earbuds are seated correctly, clean charging contacts, try a different USB-C cable/charger.

## Resetting Your Echo Buds

If issues persist, you may need to reset your Echo Buds. Refer to the Alexa app for specific instructions on performing a factory reset.

# SPECIFICATIONS

**Size (Earbud):** 20.0 x 19.1 x 19.1 mm (without ear tip or wing tip)

**Size (Case):** 66.8 x 28.6 x 39.1 mm

**Weight (Earbud):** 5.7 g (without ear tip or wing tip)

**Weight (Case):** 44.4 g (47.6 g for wireless charging case)

**Connectivity:** Bluetooth 5.0, Wi-Fi or mobile data connection (via Alexa app)

**Speakers:** 5.7 mm dynamic driver

**Microphones:** 3 per earbud (2 external beamforming + 1 internal)

**IPX Rating:** IPX4 (earbuds only) - tested to withstand water splashing

**Battery Life:** Up to 5 hours music playback with ANC/Hands-Free Alexa; up to 15 hours total with charging case. Up to 2 hours with 15-minute quick charge.

**Processors:** Realtek RTL8763C Bluetooth System on Chip, NXP Digital Signal Processor

## WARRANTY AND SUPPORT

Your Amazon Echo Buds come with a 1-year limited warranty and service. Extended warranties may be available for purchase separately.

For further assistance, visit the [Amazon Device Support](#) page or contact Amazon Customer Service.

## Privacy Features

Amazon Echo Buds are designed with multiple layers of privacy controls, including wake word technology, a streaming indicator, a mute button in the Alexa app, and the ability to view and delete your voice recordings. For more details, visit the [Alexa Privacy Hub](#).