

Bitty Boomers BITTYCHILD

Bitty Boomers Star Wars The Mandalorian: Grogu Mini Bluetooth Speaker

Model: BITTYCHILD

Instruction Manual

INTRODUCTION

This manual provides instructions for the operation and maintenance of your Bitty Boomers Star Wars The Mandalorian: Grogu Mini Bluetooth Speaker. Please read this manual thoroughly before use to ensure proper functionality and to maximize your product experience.

The Bitty Boomers speaker is a compact, portable Bluetooth speaker designed for wireless audio playback from compatible devices. It features Bluetooth 5.0 technology, a 30-foot wireless range, and over 4 hours of music playback on a single charge. It also supports true wireless stereo pairing with a second Bitty Boomers speaker and can function as a remote for your phone's camera.



Image: The Bitty Boomers Grogu Mini Bluetooth Speaker held in a hand, illustrating its compact size.

PACKAGE CONTENTS

Verify that all items are present in the package:

- 1 x Bitty Boomers Star Wars The Mandalorian: Grogu Mini Bluetooth Speaker
- 1 x Micro USB Charging Cable
- 1 x Lanyard / Backpack Clip



Image: Front view of the Bitty Boomers Grogu Mini Bluetooth Speaker, showing its compact size and character design.

SETUP

Charging the Speaker

Before initial use, fully charge your Bitty Boomers speaker. A full charge takes approximately 4 hours.

1. Locate the Micro USB charging port on the speaker.
2. Connect the small end of the Micro USB cable to the speaker's charging port.
3. Connect the larger end of the Micro USB cable to a USB power source (e.g., computer USB port, USB wall adapter).
4. The LED indicator light will illuminate during charging. It will change color or turn off once charging is complete.

Powering On/Off

- To power on: Press and hold the power button (often integrated with the main control button) until you hear an audible cue.
- To power off: Press and hold the power button again until you hear an audible cue or the indicator light turns off.



Image: Side view of the Grogu speaker, highlighting the location of the power button and Micro USB charging port.

OPERATING INSTRUCTIONS

Bluetooth Pairing (Single Speaker)

Connect your Bitty Boomers speaker to any Bluetooth-enabled device.

1. Ensure the speaker is charged and powered on. It will automatically enter pairing mode, indicated by a flashing LED light.
2. On your device (smartphone, tablet, computer), enable Bluetooth and search for available devices.
3. Select "Bitty Boomers" from the list of available devices.
4. Once paired, the speaker will emit an audible confirmation, and the LED light will stop flashing.
5. You can now play audio through your Bitty Boomers speaker.

True Wireless Stereo (TWS) Pairing (Two Speakers)

For an enhanced audio experience, you can pair two Bitty Boomers speakers together for true wireless stereo sound.

1. Ensure both Bitty Boomers speakers are charged and powered on.
2. **Do not pair either speaker to your device yet.**
3. On one of the speakers, double-press the power button. It will search for the second speaker.
4. Once the two speakers are paired with each other, you will hear an audible confirmation.
5. Now, on your device, enable Bluetooth and search for available devices.
6. Select "Bitty Boomers" from the list. Only one "Bitty Boomers" entry should appear.
7. Once connected, audio will play in stereo through both speakers.



Image: Two Bitty Boomers speakers, one Grogu and one Darth Vader, demonstrating stereo pairing functionality.

Selfie Remote Function

When connected to your smartphone, the Bitty Boomers speaker can act as a remote shutter for your phone's camera.

1. Ensure your Bitty Boomers speaker is paired with your smartphone via Bluetooth.
2. Open your smartphone's camera application.
3. Press the main control button on the Bitty Boomers speaker to remotely trigger the camera shutter.

MAINTENANCE

Cleaning

- Wipe the speaker with a soft, dry cloth.
- Do not use abrasive cleaners, solvents, or harsh chemicals.

Storage

- Store the speaker in a cool, dry place away from direct sunlight and extreme temperatures.
- If storing for an extended period, charge the battery periodically to maintain its lifespan.

TROUBLESHOOTING

Problem	Possible Solution
Speaker does not power on.	Ensure the speaker is fully charged. Connect it to a power source using the Micro USB cable.
Cannot pair with device.	<ul style="list-style-type: none">• Ensure Bluetooth is enabled on your device.• Make sure the speaker is in pairing mode (flashing LED).• Move the speaker closer to your device (within 30 feet).• Forget "Bitty Boomers" from your device's Bluetooth settings and try pairing again.• Power cycle both the speaker and your device.

Problem	Possible Solution
No sound or low volume.	<ul style="list-style-type: none">• Increase the volume on both the speaker and your connected device.• Ensure the speaker is successfully paired.• Check if the audio source is playing.
Stereo pairing not working.	<ul style="list-style-type: none">• Ensure both speakers are Bitty Boomers and are not individually paired to your device before attempting TWS pairing.• Follow the TWS pairing steps carefully.• Power cycle both speakers and try again.

SPECIFICATIONS

Model Name	BITTYCHILD
Connectivity Technology	Bluetooth 5.0, USB (for charging)
Wireless Range	Up to 30 feet (9 meters)
Battery Life	Over 4 hours of music play
Charging Time	Approximately 4 hours
Power Source	Battery Powered (1 Lithium Polymer battery)
Speaker Size	2 inches (Ultra-Portable)
Speaker Maximum Output Power	10 Watts
Audio Output Mode	Mono (Stereo with TWS pairing)
Item Weight	3 ounces
Product Dimensions	9"D x 5"W x 5"H (Packaging dimensions, actual product is approximately 2 inches tall)
Material	Plastic
UPC	746507354061

WARRANTY INFORMATION

This Bitty Boomers product comes with a**Limited Warranty**. For specific details regarding warranty coverage, duration, and claims, please refer to the warranty card included with your product or visit the official Bitty Boomers website.

The warranty typically covers manufacturing defects under normal use. It does not cover damage caused by misuse, accidents, unauthorized modifications, or normal wear and tear.

SUPPORT AND CONTACT





If you encounter any issues not covered in the troubleshooting section or require further assistance, please contact Bitty Boomers customer support.

- **Online Support:** Visit the official Bitty Boomers website for FAQs and support resources.
- **Manufacturer:** Fabrique Innovations

Please have your product model (BITTYCHILD) and purchase information ready when contacting support.

© 2023 Bitty Boomers. All rights reserved. Star Wars and related properties are trademarks of Lucasfilm Ltd.

Related Documents - BITTYCHILD

	<p>Bitty Boomers Bluetooth Speaker User Manual</p> <p>This document provides instructions and specifications for the Bitty Boomers Bluetooth speaker, model BB5.</p>
	<p>Bitty Boomers Bluetooth Speaker Quick Start Guide and Manual</p> <p>A comprehensive guide to setting up, pairing, and using your Bitty Boomers Bluetooth speaker, including product specifications, safety instructions, and warranty information.</p>
	<p>Bitty Boomers Bluetooth Speaker User Manual</p> <p>This document provides instructions and specifications for the Bitty Boomers Bluetooth speaker, model BB5.</p>
	<p>Bitty Boomers Bluetooth Speaker Quick Start Guide and Manual</p> <p>A comprehensive guide to setting up, pairing, and using your Bitty Boomers Bluetooth speaker, including product specifications, safety instructions, and warranty information.</p>



尺寸: 127x127mm (双面设计)
材质: 70%
颜色: 黑色

产品名称: Bigger Bitty Boomers BB3 Bluetooth Speaker		型号: BB3	规格: 127x127mm
产品描述: 便携式蓝牙音箱, 支持蓝牙4.2, 内置锂电池, 可充电, 支持TF卡, 支持FM收音机, 支持AUX输入, 支持USB充电		品牌: FABRIQUE INNOVATION INC.	产地: 中国
主要参数: 功率: 5W, 频率: 20Hz-20KHz, 阻抗: 16Ω, 灵敏度: 90dB		重量: 120g	尺寸: 127x127x30mm
认证信息: CE, FCC, RoHS		保修: 1年	备注: 请仔细阅读用户手册

[FABRIQUE INNOVATION INC. Bigger Bitty Boomers BB3 Bluetooth Speaker Quick Start Guide](#)

User guide for the FABRIQUE INNOVATION INC. Bigger Bitty Boomers BB3 portable Bluetooth speaker. Learn about setup, charging, pairing, features, and specifications.



[Bitty Box User Manual and Specifications](#)

This document provides comprehensive user information, technical specifications, and safety guidelines for the Bitty Box by Fabrique Innovation Inc. It covers setup, operation, and maintenance.