

eero eero 6

eero 6 Mesh WiFi Router User Manual

Model: eero 6

INTRODUCTION

This manual provides comprehensive instructions for setting up, operating, maintaining, and troubleshooting your eero 6 mesh WiFi router. The eero 6 is designed to deliver fast, reliable Wi-Fi 6 coverage throughout your home, supporting high-speed internet plans and a large number of connected devices.



Image: The eero 6 mesh WiFi router, a compact white device, shown on a clean surface. This device is central to establishing a robust home network.

SETUP

Setting up your eero 6 router is a straightforward process, primarily guided by the eero mobile application.

1. **Download the eero App:** On your supported iOS or Android device, download the eero app from your device's app store.
2. **Prepare Your Internet Service:** Ensure your internet service is active and you have any necessary modem or DSL modem connected and powered on.
3. **Connect the eero 6:** Connect one end of the provided Ethernet cable to one of the Ethernet ports on your eero 6 router and the other end to your modem.
4. **Power On:** Plug the power adapter into your eero 6 router and then into a power outlet. Wait for the indicator light to turn solid white.
5. **Follow In-App Instructions:** Open the eero app and follow the on-screen prompts to create your eero account, name your network, and complete the setup. The app will guide you through connecting additional eero devices if you have them.

Sets up in minutes

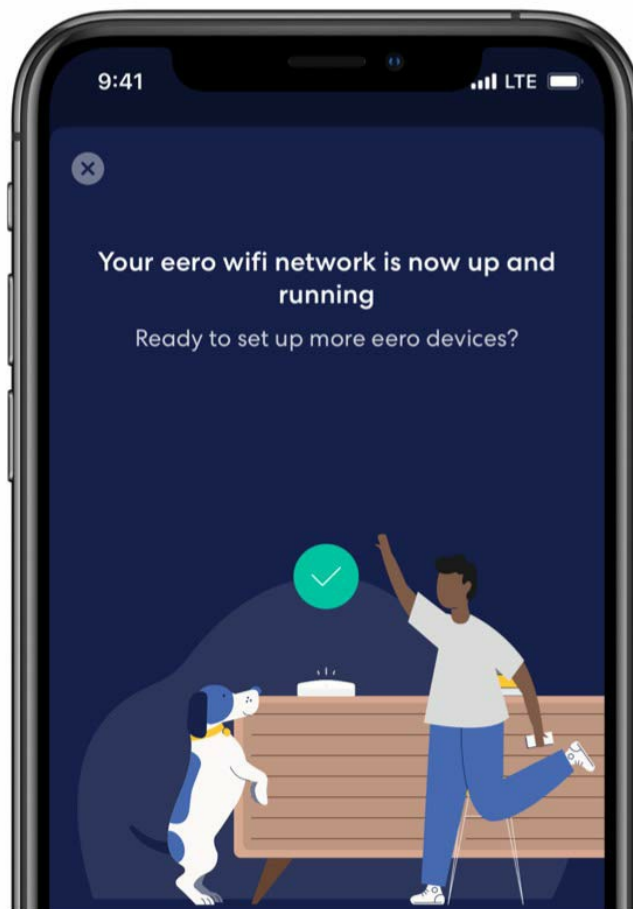


Image: A smartphone displaying the eero app, indicating that the WiFi network is set up and running. This visual confirms the ease of the setup process.

OPERATING

The eero 6 router is designed for optimal performance and ease of use, providing robust Wi-Fi 6 coverage and smart home integration.

- **Whole-Home Coverage:** The eero 6 covers up to 1,500 sq. ft. with Wi-Fi, supporting internet speeds up to 900 Mbps.
- **TrueMesh Technology:** This technology intelligently routes traffic to minimize drop-offs, ensuring smooth 4K video streaming, gaming, and video conferencing without dead spots or buffering.
- **Device Connectivity:** Wi-Fi 6 supports faster Wi-Fi speeds than previous standards and can connect over 75 devices simultaneously.
- **Built-in Zigbee Smart Home Hub:** The eero 6 integrates with compatible Zigbee devices on your network, allowing control via Alexa without the need for separate smart home hubs.
- **Automatic Updates:** Your eero system automatically receives software updates, enhancing performance, adding new features, and maintaining network security.
- **System Expansion:** You can easily expand your eero system by adding more eero products, thanks to cross-compatible hardware.

Connect 75+ devices



Image: An illustration depicting various devices within a home, such as a laptop, smartphone, and smart TV, all seamlessly connected to the eero network, highlighting its capacity to connect over 75 devices.

Say goodbye to dead spots and buffering



Image: A person working on a laptop outdoors, demonstrating the eero's ability to eliminate dead spots and provide consistent Wi-Fi coverage even in extended areas of the home.

Worry-free streaming, gaming, and working from home



Image: A woman holding a baby while using a laptop, illustrating the reliability of the eero network for streaming, gaming, and working from home without interruptions.

Built-in Zigbee smart home hub




Image: A couple watching television in a living room with various smart home devices visible, demonstrating the eero 6's built-in Zigbee smart home hub functionality.

MAINTENANCE

To ensure the longevity and optimal performance of your eero 6 router, consider the following maintenance guidelines:

- **Automatic Software Updates:** Your eero system automatically downloads and installs updates. Ensure your device remains connected to the internet to receive these critical updates for security and performance enhancements.
- **Placement:** Place your eero device in an open area, away from large metal objects, thick walls, and other electronic devices that may cause interference. Ensure adequate ventilation around the device.
- **Cleaning:** Periodically wipe the exterior of the eero device with a soft, dry cloth. Avoid using liquid cleaners or abrasive materials.
- **Power Cycle:** If you experience minor network issues, a simple power cycle (unplugging the power adapter for 10 seconds and plugging it back in) can often resolve them.

TROUBLESHOOTING

If you encounter issues with your eero 6 router, try the following troubleshooting steps:

- **No Internet Connection:**

- Check if your modem is working correctly and its indicator lights are normal.
- Ensure the Ethernet cable between your eero and modem is securely connected.
- Power cycle both your modem and your eero router.

- **Slow Speeds:**

- Verify your internet plan speed with your Internet Service Provider (ISP).
- Check for interference from other electronic devices or physical obstructions.
- Ensure your eero devices are optimally placed for coverage.

- **Device Not Connecting:**

- Restart the device you are trying to connect.
- Ensure you are entering the correct Wi-Fi password.
- Check the eero app for any network alerts or issues.

- **eero App Issues:**

- Ensure your eero app is updated to the latest version.
- Restart your mobile device.

For further assistance, please refer to the Warranty and Support section for contact information.

SPECIFICATIONS

Feature	Description
Model	eero 6 mesh wifi router
Wi-Fi Coverage	Up to 1,500 sq. ft.
Type	Router (connects to modem as primary router)
Wireless Network Speed	Best for internet speeds up to 900 Mbps
Wi-Fi Connectivity	Wi-Fi 6 dual-band concurrent 2:2 (802.11ax), compatible with older Wi-Fi standards
Wired Connectivity	Two auto-sensing gigabit Ethernet ports for WAN and/or LAN connectivity
Speed Rating	AX1800
Smart Home Connectivity	Works with Alexa, Amazon Frustration Free Setup, 802.15.4 radio (Zigbee, Thread), Bluetooth Low Energy 5.0
Electrical Rating	100-240V AC, 50-60Hz
Processor, Memory, Storage	1.2 GHz quad-core processor, 512 MB RAM, 4 GB flash storage
Network Security and Services	Profiles, WPA3 (eero Labs feature), WPA2, TLS v1.2+, VPN passthrough, IPv6, NAT, UPnP, port forwarding, DHCP, static IP, and cloud connectivity

Required for Setup	Supported iOS or Android device and internet service (with cable or DSL modem, if required). See eero.com/requirements
Temperature Rating	Operating: 0°C-40°C; Storage: -25°C-60°C; Operating humidity: 0%-90%, non-condensing; Operating altitude: <3000m
Dimensions	3.9 in x 3.8 in x 2.4 in (99.4 mm x 97 mm x 61.4 mm)

WARRANTY AND SUPPORT

Your eero 6 mesh WiFi router comes with a 1-year limited warranty.

Software Security Updates: This device receives guaranteed software security updates until at least five years after the device is last available for purchase as a new unit on our websites.

For free customer support, available 7 days a week in the US, you can contact eero support:

- **Email:** support@eero.com
- **Phone:** +1-877-659-2347

Additional terms for eero Plus trials and eero Internet Backup may apply. Refer to the eero Plus Terms of Service for more details.

© 2025 eero LLC. All rights reserved.

Documents - eero – eero 6



[eero 6+ Quick Start Guide: Setup, Connect, and Configure Your Wi-Fi Network](#)

Learn how to set up, connect, and configure your eero 6+ mesh Wi-Fi system. This guide covers device features, network setup, connecting smart home devices, and support.

lang:en score:52 filesize: 2.25 M page_count: 10 document date: 2023-12-12



[\[pdf\]](#) Quick Start Guide Instructions Guide

Quick Start Guide Tangerine eero 6 user guide April24 tangerinetelecom au storage Modem guides NEW BRAND |||

eero 6 Quick Start Guide This guide provides instructions for setting up, connecting, and configuring your **eero 6** . contents: Get to know your device3 How to set ...

lang:en score:52 filesize: 476.35 K page_count: 10 document date: 2024-05-02



[\[pdf\]](#) Quick Start Guide Instructions Guide

More eero 6 user guide April24 more au storage Modem guides April 24 |||

eero 6 Quick Start Guide This guide provides instructions for setting up, connecting, and configuring your **eero 6** . contents: Get to know your **eero 6** lang:en score:52 filesize: 1.24 M page_count: 10 document date: 2024-05-02



[\[pdf\]](#) Quick Start Guide Instructions Guide

More eero 6 Quick Start Guide Feb2025 B more au storage Modem guides April2025 |||

eero 6 Quick Start Guide **eero 6** Quick-Start Guide This guide provides instructions 1 for semttoinreg.cuopm,.acuonnecting, and configuring your **eero 6** . Contents: Get to know your **eero 6** 3 How to set up your **eero 6** and network 5 How to connect your smart home devices to your **eero 6** netw...

lang:en score:51 filesize: 827.83 K page_count: 11 document date: 2025-03-18



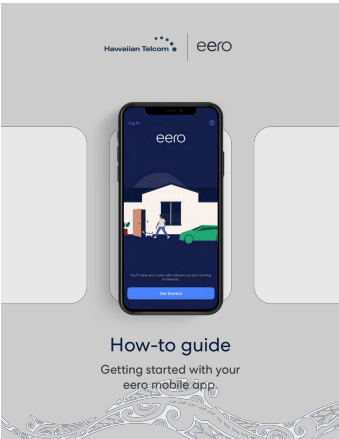
[eero 6+ Quick Start Guide: Setup and Configuration](#)

A comprehensive quick start guide for the eero 6+ mesh Wi-Fi system, covering setup, connection, smart home integration, network customization, warranty, and support from More. lang:en score:51 filesize: 2.37 M page_count: 11 document date: 2023-05-03




[\[pdf\] Quick Start Guide Instructions Guide](#)

Tangerine Telecom eero 6 user guide Dec23 tangerinetelecom au storage Modem guides NEW BRAND ||| **eero 6 Quick Start Guide** This guide provides instructions for setting up, connecting, and configuring your **eero 6** . contents: Get to know your device3 How to set ... lang:en score:51 filesize: 565.98 K page_count: 10 document date: 2023-12-12



[\[pdf\] Quick Start Guide Guide](#)

HTVR 30636 Eero HowToGuide Mobile web indd How to guide Guide Getting started with your eero mobile app hawaiiantel Portals 0 s ||| How-to guide Getting started with your eero mobile app. INTRODUCTION Ready right out of the box. T ... r workaround instructions here. eero mobile app. At least one eero gateway the eero Beacon and **eero 6** extender can only be added to an existing network . Internet service provided into your home... lang:en score:40 filesize: 1.99 M page_count: 21 document date: 2023-03-02




How-to guide
Getting started with your eero mobile app.

[pdf] Quick Start Guide Guide

2 Eero Mobile Fr eero mobile guide fr v 5ddccff4b55df49e4769d40fb4e5185b vmedia ca content files meshwifi ||| ISIPSSaPrPtnertrnLeorgLoogo How-to guide Getting started with your eero mobile app. INTRODUCTION ... other eero Device to add additional devices. ADD A DEVICE 7 Add a device You can add additional **eero 6** series devices and eero Beacons to extend your network. **eero 6** series devices can join your n...

lang:en score:39 filesize: 6.64 M page_count: 20 document date: 2021-11-19



How-to guide
Getting started with your eero mobile app.

[pdf] Guide

eero How to Guide Cell Phone Electronics Human Ipod Mobile Person Text Adobe InDesign 16 3 Windows content frontier how guide ~ media documents helpcenter internet |||

INTRODUCTION 2 Ready right out of the box. The eero mobile app can help you set up your wifi in m ... other eero Device to add additional devices. ADD A DEVICE 7 Add a device You can add additional **eero 6** series devices and eero Beacons to extend your network.**eero 6** series devices can join your n...

lang:en score:39 filesize: 10.95 M page_count: 20 document date: 2023-04-06



[pdf] User Manual Owner's Manual Instructions Guide

169PWRPACK Ring Power Pack CRUTCHFIELD COM HNEWBERRY owner s manual Backup power for your Alarm Pro or eero 6 Extender at Crutchfield crutchfieldonline ImageBank v20220127164700 Manuals 169 ||| User Guide Power Pack ill Ring Power Pack The first time you use your Ring Power Pack, you need ... R DAMAGE. WARNING : Ring Power Pack is suitable for use with Ring Alarm Pro sold separately or an **eero 6** Wi-Fi extender sold separately only. The Ring Power Pack is designed to be charged with eit...

lang:en score:39 filesize: 437.15 K page_count: 8 document date: 2022-01-27



How-to guide
Getting started with your eero mobile app.

[pdf] Quick Start Guide Guide

Printable Sparklight Wall to WiFi How To Guide Support sparklight eero how guide support hc en us article attachments 11769191747863 |||

How-to guide Getting started with your eero mobile app. INTRODUCTION 2 Ready right out of the bo ... r workaround instructions here. eero mobile app. At least one eero gateway the eero Beacon and **eero 6** extender can only be added to an existing network . Internet service provided into your home...


lang:en score:38 filesize: 7.45 M page_count: 20 document date: 2022-12-14



[Eero 6+ Quick Start Guide by Tangerine Telecom](#)

A comprehensive quick start guide for setting up, connecting, and configuring the Eero 6+ Wi-Fi system from Tangerine Telecom. Learn about its features, installation, smart home integration, and eero Secure benefits.

lang:en score:38 filesize: 1.5 M page_count: 11 document date: 2023-03-31




[\[pdf\]](#)

609N010111 eero 6 dual band mesh Wi Fi router CRUTCHFIELD COM HNEWBERRY crutchfieldonline

ImageBank v20210104140500 Manuals 609 |||

You re just a few steps away from seamless wifi. Already have an existing eero network Tap in t ... 07 USA If you wish to contact eero, email support eero.com 3 PRODUCT SPECIFICATIONS Device name: **eero 6** Model: N0I000I Wifi connectivity Wi-Fi 6 dual-bond concurrent 2:2 802.11ax . compatible with...

lang:en score:38 filesize: 993.56 K page_count: 15 document date: 2021-01-04



[\[pdf\]](#) User Manual Owner's Manual Instructions Warranty

609R010111 eero 6 Single Unit CRUTCHFIELD COM HNEWBERRY Wi Fi® system 3 pack owner s manual Mesh

Fi with modules at Crutchfield crutchfieldonline ImageBank v20220917015600 Manuals 609 |||

Already have an existing eero network Tap 0 in the top right corner of your opp to add new devices ... rt eero.com or phone in the US or Canada at 1-877-659-2347 2 PRODUCT SPECIFICATIONS Device name: **eero 6** Model: ROI000I Wi-Fi connectivity Wi-Fi 6 Dual-band concurrent 2:2 802.11 a x with 160 M ...

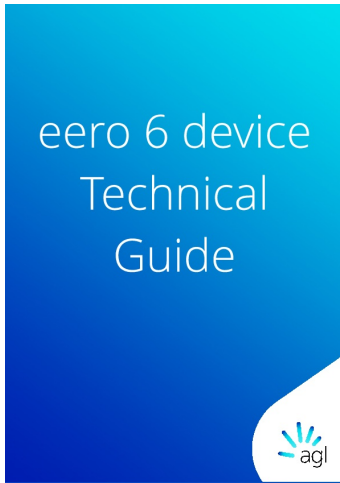
lang:en score:37 filesize: 871.94 K page_count: 10 document date: 2022-09-17



[eero 6+ Quick Start Guide - Setup and Configuration by Tangerine](#)

Comprehensive guide to setting up, connecting, and configuring your eero 6+ Wi-Fi system from Tangerine. Learn about features, installation, smart home integration, and support.

lang:en score:37 filesize: 1.54 M page_count: 11 document date: 2023-05-03



[\[pdf\]](#) Instructions Guide

eero 6 device Technical Guide 18022022 Tamara Same True Alliance Bluetooth errors Issues with adding by serial number If you don't have your phone's turned on or are using a lacking will see the following View technicalguide agl au content dam digital documents modem guides AGL 17 mar 2023 — Key Wireless In standard network one and Beacons most users their gateway connected to then their |||

The Amazon eero is a Wireless Router with exciting new features. The eero devices all new system fea ... the thought of setting up yet another new device makes your head hurt, you'll be please to know the **eero 6** device system is quick to set up courtesy of the in-app instructions. Just unplug your old ro...

lang:en score:36 filesize: 1.08 M page_count: 29 document date: 2022-02-18

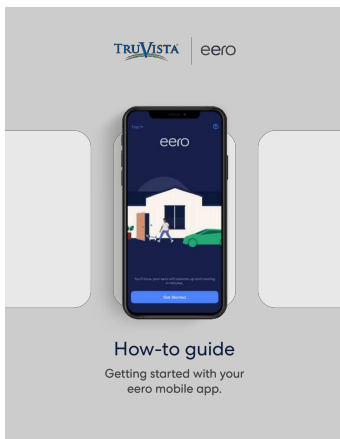


[\[pdf\]](#) Quick Start Guide Installation Guide Guide Accessories Catalog

User Guide Note Be sure to set up your Ring Alarm Pro as a Gateway not an extender When you're done eero will guide back the app complete setup 3d0d05db 1d9a 4e3d 89b3 6a18e4606f04 images thdstatic catalog Images 3d |||

User Guide Alarm Pro Welcome to Ring Alarm Pro Getting Started 05 Set up your Ring Alarm Pro usin ... g and disarming Alarm Pro Digital security 07 Manage your wifi network 09 Expand your internet with **eero 6** Extenders 12 Using Alexa Add layers of backup 08 External battery backup with a Ring Power Pa...

lang:en score:35 filesize: 215.6 K page_count: 19 document date: 2023-09-07

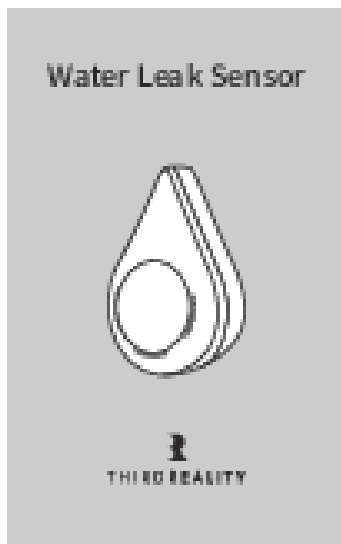


[\[pdf\]](#) Quick Start Guide Guide

How to guide Getting started with your eero mobile app TruVista truvista.net â® support Images |||

How-to guide Getting started with your eero mobile app. INTRODUCTION 2 Ready right out of the bo ... r workaround instructions here. eero mobile app. At least one eero gateway the eero Beacon and **eero 6** extender can only be added to an existing network . Internet service provided into your home...

lang:en score:35 filesize: 7.79 M page_count: 21 document date: 2024-09-11

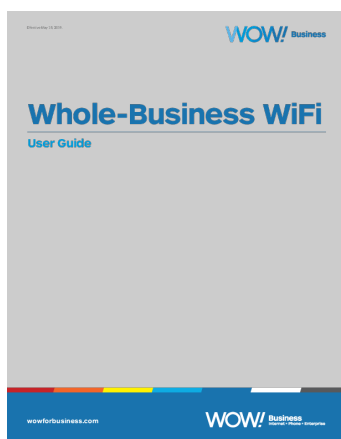


[\[pdf\]](#) User Manual Installation Guide Instructions

Water Leak Sensor Sensor User Manuals ThirdReality 8 3reality 2024 02 Setting up your Follow the instructions and set compatible Zigbee hub |||

Water Leak Sensor Contents English 02 Spanish 12 German 22 Japanese 32 French 42 Italia ... CES , the sensor will be paired to Alexa within seconds. 03 Pairing with Eero Compatible Devices: **Eero 6 Eero 6 Pro** App: Eero App Alexa App Pairing Steps: 1. Make sure that the Eero App account is...

lang:en score:34 filesize: 1.08 M page_count: 66 document date: 2023-09-04

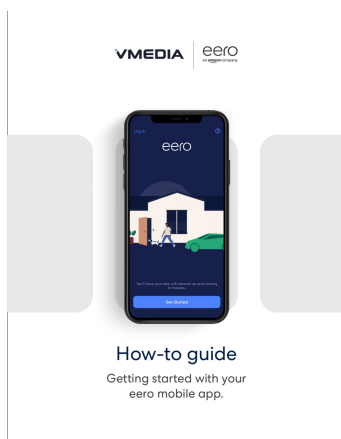


[\[pdf\]](#) Quick Start Guide Troubleshooting Guide Guide

Whole Business WiFi Effective May 15 2019 6 App Menu Item Description 1 Home Opens the Dashboard 2 Guest Access Manages Network Profile 3 Family Profiles user profiles 4 Settings network settings and information 5 Add eero new Base or Beacon Help Contains WOW! Support number troubleshooting support business whole wifi guide 051719 wowforbusiness docs wow product User Guide Product Guides Internet Phone TV librariesprovider2 sfvrsn aba0c0fc |||

Effective May 15, 2019. Whole-Business WiFi User Guide wowforbusiness.com Effective May 15, 2019. ... ive May 15, 2019. App Menu # Item 1 Home 2 Guest Access 3 Family Profiles 4 Network Settings 5 Add **eero 6** Help 7 Account 8 Switch Network Description Opens the Dashboard Manages the Guest Network Pr...

lang:en score:33 filesize: 1.56 M page_count: 22 document date: 2019-05-17



[\[pdf\]](#) Quick Start Guide Guide

eero ISP How to guide Mobile App Ready right out of the box The mobile app can help you set up your wifi in minutes Simply plug device into modem and will en v 1 vmedia ca content files meshwifi

ISIPSaPrPtnertrnLeorgLoogo How-to guide Getting started with your eero mobile app. INTRODUCTION ... other eero Device to add additional devices. ADD A DEVICE 7 Add a device You can add additional **eero 6** series devices and eero Beacons to extend your network. **eero 6** series devices can join your n...


lang:en score:32 filesize: 6.65 M page_count: 20 document date: 2021-11-19



[pdf] Confidentiality Request Letter

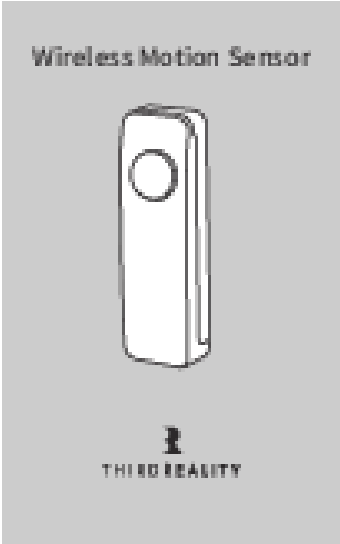
PowerPoint Presentation Erin Horiuchi eero Support Common Troubleshooting Scenarios 21 hours ago — Ensure bluetooth is enabled on the smartphone tablet 1 Attempt to set up Remove Gateway from ethernet connection and test upstream Guide hawaiiintel Portals 0 s |||

eero Support Common Troubleshooting Scenarios 1 EERO FOR SERVICE PROVIDERS Common Troubleshootin ... nt devices by product type. Test results in real world conditions with an MCS of 11 eero Pro 6 and **eero 6** 1,000 800 600 400 200 0 Pro 6 Pro 6 **eero 6 eero 6** Gateway Leaf Pro 6 **eero 6** CO... lang:en score:32 filesize: 2.8 M page_count: 33 document date: 2023-02-10



[pdf] Decleration of Conformity

eero 6 DOC R010001 EN DEFRITES NORDICS assets ctfassets net o8zdilputr65 589TrzPGoagULs5MVA2RFz 5caba017c0519d1f771918c254d76470 ||| DocuSign Envelope ID: CBCD6BBE-5656-45F3-BE53-C09D6CDBF080 EU Declaration of Conformity Issuer Name: Issuer Address: eero LLC 660 3rd Street, 4th Floor San Francisco CA 94107 Manufacturer: eero LLC Equipment: Product Name: Model: Description: HW/FW: Serial No.: **eero 6 R010001** Wireless Route... lang:en score:32 filesize: 896.08 K page_count: 9 document date: 2023-06-26



[pdf] User Manual Installation Guide Instructions

Wireless Motion Sensor Sensor User Manuals ThirdReality 11 3reality 2024 02 Setting up your Follow the instructions and set compatible Zigbee hub pair sensor with 1 Push back cover to open install batteries close Fig Long press reset button 2 for 3 seconds factory ||| Wireless Motion Sensor Contents English 02 Spanish 12 German 22 Japanese 32 French 42 I ... CES , the sensor will be paired to Alexa within seconds. 03 Pairing with Eero Compatible Devices: **Eero 6 Eero 6** Pro App: Eero App Alexa App Pairing Steps: 1. Make sure that the Eero App account is... lang:en score:32 filesize: 1.06 M page_count: 66 document date: 2023-09-04



[pdf]

eero 6 Fact Sheet AU UK v2 fact sheet sell Index of eyenetworks no |||

eero 6 Fast, reliable Wi-Fi 6 for your connected home. Dual-band Wi-Fi 6 with support for speeds up to a gigabit at the gateway and 450 Mbps at additional access points. Coverage up to 140 square meters per access point. Can be used as a standalone router or as part of a complete mesh Wi-Fi system. ...

lang:en score:32 filesize: 2.1 M page_count: 2 document date: 2021-06-24




[pdf]

User Manual Owner's Manual Installation Guide Specifications Dimension Guide 609POEKIT eero E011101 POE Mounting Kit CRUTCHFIELD COM HNEWBERRY Pro owner s manual Surface mount with PoE connection for router at Crutchfield crutchfieldonline ImageBank v20181226150900 Manuals 609 |||

eero PoE Adapter What s included 6QJ PoE Adapter, mounting plate Custom cover - - Four screws Only works with PoE and eero 2nd generation Custom Installer only Compatible with gigabit Ethernet d Advanced security with eero Plus - o - - 0 - Remote network -0- management In-app Netw...

lang:en score:32 filesize: 397.65 K page_count: 4 document date: 2018-12-26



[pdf]

User Manual Quick Start Guide Instructions

Clarke Clifford User Manual eero LLC 41123474 2AEM4 2AEM441123474

User Manual eero Model R010001 draft **eero 6** Getting started with eero One of the biggest frustrations with a traditional router has to be the confusing and complex setup process, so at eero we've taken a different approach: make the entire setup experience as quick and easy as possible. So,...

lang:en score:31 filesize: 396.85 K page_count: 7 document date: 2021-12-16



[pdf] Quick Start Guide Datasheet Guide

Download eero Mobile App Guide Max 7 Tri band Mesh Wi Fi 10G Router Store Singapore Product Datasheet

How To v 1727860416 cdn shopify s files 1 0710 7651 1977 |||

How-to guide Getting started with your eero mobile app. INTRODUCTION 2 Ready right out of the bo ... r workaround instructions here. eero mobile app. At least one eero gateway the eero Beacon and **eero 6** extender can only be added to an existing network . Internet service provided into your home...

lang:en score:31 filesize: 6.9 M page_count: 21 document date: 2023-12-20

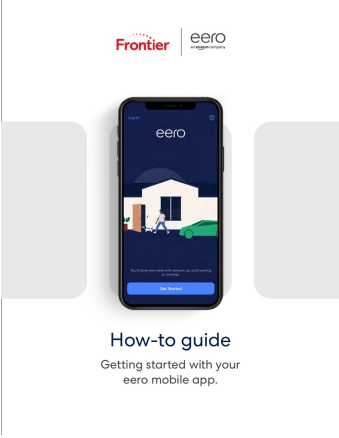


[pdf] Quick Start Guide Guide

How to guide Getting started with your eero mobile app 2 days ago — Simply the plug device into modem and will you through setup Whether re new fidelity communications how sparklight media project Fidelity Support Articles |||

How-to guide Getting started with your eero mobile app. INTRODUCTION 2 Ready right out of the bo ... r workaround instructions here. eero mobile app. At least one eero gateway the eero Beacon and **eero 6** extender can only be added to an existing network . Internet service provided into your home...

lang:en score:30 filesize: 8.6 M page_count: 20 document date: 2023-09-22




[pdf] Quick Start Guide Guide

How to guide Frontier Once your eero gateway is recognized choose a location for device Network setup continued 4 Connect router using the provided Ethernet cable and tap Blue arrow Your primary connected modem needed establish network The mobile app will you how frontier ~ media HelpCenter Images article images internet |||

How-to guide Getting started with your eero mobile app. INTRODUCTION 2 Ready right out of the b ... other eero Device to add additional devices. ADD A DEVICE 7 Add a device You can add additional **eero 6** series devices and eero Beacons to extend your network.**eero 6** series devices can join your n...

lang:en score:30 filesize: 1.83 M page_count: 20 document date: 2021-10-28



[pdf] Decleration of Conformity

eero 6 G L DoC N010001 Q010001 2021 04 06 No NB UK extender DEFRITES NORDICS assets ctfassets net o8zdilputr65 65MgDRTHTy4HDbjmFfAiW d1d55e06b64ceae54372c224fa68f772 |||

UK Declaration of Conformity Issuer Name: Issuer Address: eero LLC 660 3rd Street, 4th Floor San Francisco, CA 94107 USA Manufacturer: eero LLC Equipment: Product Name: **eero 6** and **eero 6** Extender Model: N010001 and Q010001 Description: Home wi-fi router HW / FW: Rev A / eeroOS 6 Declaratio...

lang:en score:30 filesize: 718.13 K page_count: 8 document date: 2023-06-30




[pdf] Declaration of Conformity

eero 6 G L DoC N010001 Q010001 2021 04 06 No NB EU ES eero6 assets ctfassets net o8zdilputr65

7yYkonCVVGGQRpd9fM1q4N 3e96f317f819ea5efdb695add33c1d6d |||

Declaracin de conformidad de la UE Nombre del emisor: eero LLC Direccin del emisor: 660 3rd Street, 4th Floor San Francisco, CA 94107 EE. UU. Fabricante: eero LLC Equipo: Nombre del producto: Modelo: Descripcin: HW/FW: **eero 6** y Extensor **eero 6** N010001 y Q010001 Router wifi para el hogar Rev A ...

lang:es score:29 filesize: 200 K page_count: 1 document date: 2021-04-07



[pdf] User Manual Quick Start Guide Instructions

Clarke Clifford R010001 User manual FCC ISED eero LLC 41123474 Wireless Router Access Point 2AEM4

2AEM441123474

User Manual eero Model R010001 draft **eero 6** Getting started with eero One of the biggest frustrations with a traditional router has to be the confusing and complex setup process, so at eero we ve taken a different approach: make the entire setup experience as quick and easy as possible. So, ...

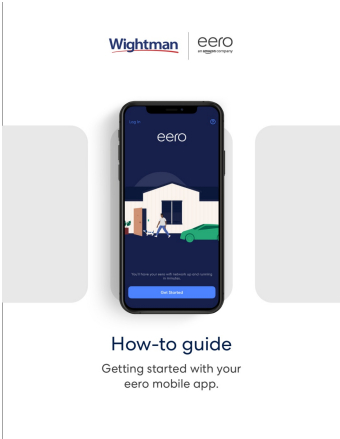
lang:en score:29 filesize: 452.98 K page_count: 8 document date: 2024-09-04

[pdf] User Manual Owner's Manual Quick Start Guide Installation Guide Guide Accessories

169PROBASE Ring Alarm Pro Base Station CRUTCHFIELD COM HNEWBERRY 14 Piece Security Kit owner s manual This practical flexible kit features an eero Wi Fi 6 hub built into its base station and backward compatibility at Crutchfield crutchfieldonline ImageBank v20220118103700 Manuals 169 |||

User Guide Alarm Pro OIJ Welcome to Ring Alarm Pro - Getting Started 05 Set up ... g and disarming Alarm Pro Digital security 07 Manage your wifi network 09 Expand your internet with **eero 6** Extenders 12 Using Alexa Add layers of backup 08 External battery backup with a Ring Power Pa...

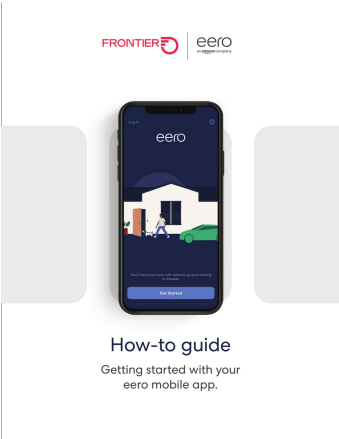
lang:en score:29 filesize: 2.87 M page_count: 43 document date: 2022-01-18



[pdf] Quick Start Guide Guide

nullHow to guide Getting started with your eero mobile app ISP Partner LogoISP L go 2INTRODUCTION Ready right out of the box The can help you set up wifi in minutes Simply plug device into modem and will through setup Whether re new or just need a refresher this document basic features manage network Content Adobe InDesign 16 2 Windows isp how wightman ca content resources support How-to guide Getting started with your eero mobile app. INTRODUCTION 2 Ready right out of the bo ... other eero Device to add additional devices. ADD A DEVICE 7 Add a device You can add additional **eero 6** series devices and eero Beacons to extend your network.**eero 6** series devices can join your n...

lang:en score:29 filesize: 7.45 M page_count: 20 document date: 2021-07-21



[pdf] Quick Start Guide Guide

nullHow to guide Getting started with your eero mobile app ISP Partner LogoISP L go 2INTRODUCTION Ready right out of the box The can help you set up wifi in minutes Simply plug device into modem and will through setup Whether re new or just need a refresher this document basic features manage network Content Cell Phone Electronics Human Ipod Mobile Person Text Adobe InDesign 16 3 Windows alatperagapaud how ||| INTRODUCTION 2 Ready right out of the box. The eero mobile app can help you set up your wifi in m ... other eero Device to add additional devices. ADD A DEVICE 7 Add a device You can add additional **eero 6** series devices and eero Beacons to extend your network.**eero 6** series devices can join your n... lang:en score:28 filesize: 11.01 M page_count: 20 document date: 2022-04-05



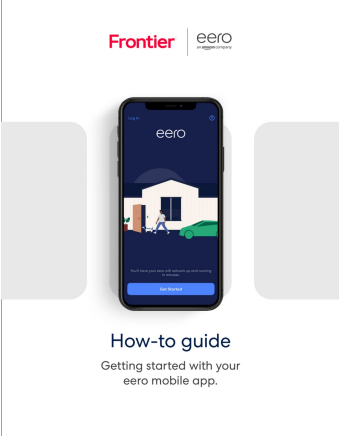
[pdf]

20220311 eero6 Fact Sheet R8 B2B Supports speeds up to a gigabit 15 hours ago — The eero app guides you through setup and allows manage your Bluetooth Low Energy 5 0 Zigbee Yes Works with Alexa Radio Frequency 0S R011111 Product Data cdn adiglobaldistribution us pim Original 10008 ||| Supports speeds up to a gigabit Dual-band mesh Wi-Fi 6 router capable of supporting speeds up to a gigabit **eero 6** supports additional wifi bandwidth on the 160 MHz radio channel, so customers have enough wifi to work, stream, and video chat TOP PRODUCT BENEFITS Supports 75 devices with up to 1,50... lang:en score:28 filesize: 407.98 K page_count: 2 document date: 2022-04-21




[pdf] Instructions

Utilisation des interrupteurs connectés Instructions Corston France FR Using smart switches v0 r0 v 1744786905 cdn shopify s files 1 0592 8235 8317 ||| 1 Utilisation des interrupteurs connects Nous avons conu notre module variateur connect en gardant ... tudio 2me gnration Echo Plus 2me gnration Echo Show 10 3me gnration Eero Beacon Eero Pro **Eero 6 Eero 6** Eero Pro 6 Eero Pro 6E Eero PoE 6 Eero PoE Gateway Eero Max 7 Contrleurs Apple... lang:fr score:28 filesize: 98.81 K page_count: 5 document date: 2025-04-14



[pdf] Quick Start Guide Guide

nullHow to guide Getting started with your eero mobile app ISP Partner LogoISP L go 2INTRODUCTION Ready right out of the box The can help you set up wifi in minutes Simply plug device into modem and will through setup Whether re new or just need a refresher this document basic features manage network Content Cell Phone Electronics Human Ipod Mobile Person Text Adobe InDesign 16 3 Windows INTRODUCTION 2 files customersaas howToGuide frontier us ||| INTRODUCTION 2 Ready right out of the box. The eero mobile app can help you set up your wifi in m ... other eero Device to add additional devices. ADD A DEVICE 7 Add a device You can add additional **eero 6** series devices and eero Beacons to extend your network.**eero 6** series devices can join your n... lang:en score:28 filesize: 9.37 M page_count: 20 document date: 2022-02-25



How-to guide
Getting started with your
eero mobile app.

[pdf] Quick Start Guide Guide

Untitled nullHow to guide Getting started with your eero mobile app ISP Partner LogoISP L go 2INTRODUCTION Ready right out of the box The can help you set up wifi in minutes Simply plug device into modem and will through setup Whether re new or just need a refresher this document basic features manage network Content Adobe InDesign 16 2 Windows Wightman Whole Home Wi Fi Support Telecom isp how wightman ca 2024 12 ||| How-to guide Getting started with your eero mobile app. INTRODUCTION 2 Ready right out of the bo ... other eero Device to add additional devices. ADD A DEVICE 7 Add a device You can add additional **eero 6** series devices and eero Beacons to extend your network.**eero 6** series devices can join your n...

lang:en score:28 filesize: 3.31 M page_count: 20 document date: 2023-05-02

TRUVISTA | eero

Premium performance, without the premium price tag.

eero 6+
Gigabit speeds. For less.

Access premium wifi performance, and speeds up to a gigabit --without the premium price tag. eero 6+ supports additional wifi bandwidth with access to the 160 MHz radio channel. That's just wifi talk for faster connectivity. With the eero 6+, there's enough bandwidth for the whole family to work, stream, and relax--all at the same time.

Key features:

- Supports speeds up to a gigabit
- Coverage up to 1500 sq. ft.
- Wi-Fi 6E (802.11ax)
- Consolidates Dual-band 2.4 GHz and 5 GHz
- True Ethernet ports (2 x 1 Gbps)
- Supports the connected devices
- Control compatible devices with the built-in smart home hub

Key features:

- Simple, app-controlled setup**
The eero mobile app guides you through setup and eero automatically scans for and connects to your home network.
- Seamless setup**
eero's easy-to-use setup process, you can easily add eero devices to your home network.
- Whole-home Wi-Fi coverage**
One eero 6+ can cover up to 1500 sq. ft. with support for wireless speeds up to a gigabit.
- Connect all**
eero 6+ supports eero's mesh network, compatible devices in your network with eero, and eero's support for eero and eero's mesh network.
- Security that keeps you protected**
eero 6+ comes with built-in security, eero's security, and eero's security to protect your network.
- Boost your home in fast, reliable wifi**
eero 6+ supports eero's mesh network, compatible devices in your network with eero, and eero's support for eero and eero's mesh network.
- Entertainment-ready wifi**
eero 6+ supports eero's mesh network, compatible devices in your network with eero, and eero's support for eero and eero's mesh network.
- Best setup ever**
eero 6+ supports eero's mesh network, compatible devices in your network with eero, and eero's support for eero and eero's mesh network.

TruVista net
Eero, Inc. (2024)

Performance may vary depending on plan speed, interference, connected devices, device usage, building materials, and other factors. See full details at TruVista.net

[pdf] Specifications

Premium performance without the premium price tag Partner name For more information contact at email Performance may vary depending on plan speed interference connected devices device usage building Eero 6 truvista net Images support ||| Premium performance, without the premium price tag. Gigabit speeds. For less. Access premium wifi performance and speeds up to a gigabit --without the premium price tag. **eero 6** supports additional wifi bandwidth with access to the 160 MHz radio channel. That s just wifi talk for faster connectivity...

lang:en score:28 filesize: 251.72 K page_count: 1 document date: 2024-09-27



How-to guide
Getting started with your
eero mobile app.

[pdf] Quick Start Guide Guide

nullHow to guide Getting started with your eero mobile app ISP Partner LogoISP L go 2INTRODUCTION Ready right out of the box The can help you set up wifi in minutes Simply plug device into modem and will through setup Whether re new or just need a refresher this document basic features manage network Content Adobe InDesign 16 2 Windows Whole Office Wi Fi from Wightman Telecom Home Wifi How Mobile App 1 wightman ca 2023 04 ||| How-to guide Getting started with your eero mobile app. INTRODUCTION 2 Ready right out of the bo ... other eero Device to add additional devices. ADD A DEVICE 7 Add a device You can add additional **eero 6** series devices and eero Beacons to extend your network.**eero 6** series devices can join your n...

lang:en score:27 filesize: 7.47 M page_count: 20 document date: 2023-04-05




How-to guide
Getting started with your
eero mobile app.

[pdf] Quick Start Guide Installation Guide Guide

Untitled nullHow to guide Getting started with your eero mobile app ISP Partner LogoISP L go 2INTRODUCTION Ready right out of the box The can help you set up wifi in minutes Simply plug device into modem and will through setup Whether re new or just need a refresher this document basic features manage network Content Adobe InDesign 16 2 Windows Self Install Internet Support Wightman Telecom Whole Home Wifi How Mobile App 1 wightman ca 2024 11 ||| How-to guide Getting started with your eero mobile app. INTRODUCTION 2 Ready right out of the bo ... other eero Device to add additional devices. ADD A DEVICE 7 Add a device You can add additional **eero 6** series devices and eero Beacons to extend your network.**eero 6** series devices can join your n...

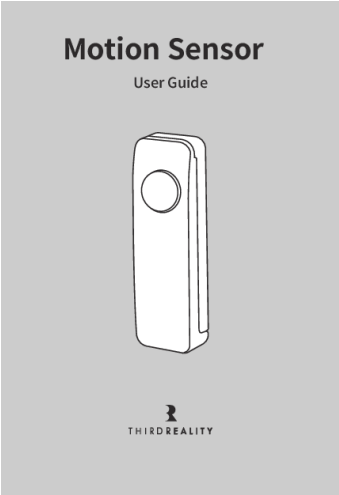
lang:en score:27 filesize: 3.31 M page_count: 20 document date: 2023-05-02



[eero 6 User Manual: Getting Started with Models N010001 and Q010001](#)

A comprehensive guide to setting up your eero 6 WiFi system, including downloading the app, creating an account, connecting your gateway eero, setting up your network, adding additional eeros, and connecting your devices. Covers regulatory information for FCC and Industry Canada.

lang:en score:27 filesize: 892.1 K page_count: 7 document date: 2020-09-09

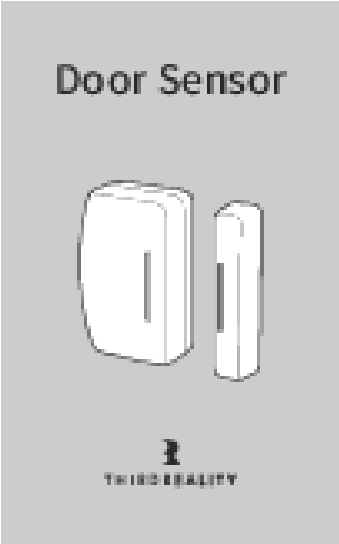


[\[pdf\] User Manual Instructions Troubleshooting Guide Guide](#)

Wireless Motion Sensor User Guide THIRDREALITY Zigbee Hub Required Pet Friendly Works with Home Assistant SmartThings Aeotec Hubitat or Echo Devices Built in hub Automotive A1a2aEUUWPL m media amazon images I |||

Motion Sensor User Guide Contents Mounting Kit 1 Setting up Wireless Motion Sensor 1 Using Wi ... airing is completed. 6. You can rename the Motion sensor. 4 Pairing with Eero Compatible Devices: **Eero 6 Eero 6 Pro** App: Eero App Alexa App Pairing Steps: 1. Make sure that the Eero App account is...

lang:en score:27 filesize: 1.48 M page_count: 12 document date: 2022-03-28



[\[pdf\] Installation Guide Instructions Guide](#)

Door Sensor User Guide THIRDREALITY Zigbee Contact Sensor and Window Monitor Home Automation Works with Assistant SmartThings Aeotec Homey Hubitat or Echo Devices Build in Hub hub Required Amazon A1bZPWs mYL m media amazon images I |||

Door Sensor Contents English 02 Spanish 14 German 26 Japanese 38 French 50 Italian 62 ... CES , the sensor will be paired to Alexa within seconds. 03 Pairing with Eero Compatible Devices: **Eero 6 Eero 6 Pro** App: Eero App Alexa App Pairing Steps: 1. Make sure that the Eero App account is...

lang:en score:27 filesize: 1.34 M page_count: 78 document date: 2024-03-04

