

Manuals+

[Q & A](#) | [Deep Search](#) | [Upload](#)

Manuals.plus /

› [NUOZHI](#) /

› NUOZHI Multi Plug Outlet Surge Protector User Manual

NUOZHI NUOZHI-115

NUOZHI Multi Plug Outlet Surge Protector User Manual

MODEL: NUOZHI-115

1. Product Overview

The NUOZHI Multi Plug Outlet is a versatile power solution designed to expand your wall outlets and provide surge protection for your electronic devices. It features multiple AC outlets and USB charging ports, making it ideal for homes and offices.



Key Features:

- **Multi-function Outlet Adapter:** Combines AC outlets and USB ports for comprehensive power access.
- **6 AC Surge Protector Wall Mount Outlets:** Extended outlets accommodate 6 standard plugs simultaneously, with built-in 1680J surge protection components. The “Protected” indicator LED light illuminates to confirm active surge protection.
- **USB Wall Charger with 4 USB Charging Ports:** Equipped with smart charging technology, these USB ports automatically detect connected devices and deliver optimal charging speeds up to 2.4A (5V/2.4A Max per port). The total output for 4 USB ports is 5V/4.2A/21W, capable of fully charging multiple devices concurrently.
- **Professional Surge Protector:** Features three complementary Surge Protection Circuits (TVS, MOV, GDT) for robust protection against electrical spikes. With a response speed of less than 1 nanosecond and a minimum energy-absorbing capacity of 1680 Joules, it offers superior protection compared to traditional MOV circuits.
- **Smart Design for Phone Holder:** The top surface includes a convenient lip to securely hold your phone while charging.



Figure 1: Front view of the NUOZHI Multi Plug Outlet, showcasing its 6 AC outlets and 4 USB ports.

6 AC OUTLETS & 4 USB PORTS



6 AC Outlets



4 USB Ports



Smart USB
(4.2A Share)



1680J Surge
Protection



Safe
Fireproof shell

Figure 2: Diagram highlighting the key features including 6 AC outlets, 4 USB ports, 4.2A Smart USB, 1680J Surge Protection, and Fireproof shell.



4 USB Charging Ports

Capable of fully charging 3 iPhones within 2 hours simultaneously, and 4 cell phones in less than 3 hours.

Figure 3: The multi plug outlet in use, demonstrating its ability to charge multiple iPhones and other devices simultaneously via its 4 USB charging ports.

MINIMIZES RISK OF FIRE FROM LIGHTNING STRIKES & SUDDEN SURGES

Minimum Absorb Energy 1680 joules

Smart USB 4.2A total

NUOZHI

GDT
Gas discharge tube

MOV
Metal oxide varistor
X3 pcs

TVS
Transient voltage
suppressor



Surge Protector Indicator
When the light is on, it indicates the surge protection function is working

Figure 4: An internal view illustrating the surge protection components: GDT (Gas Discharge Tube), MOV (Metal Oxide Varistor), and TVS (Transient Voltage Suppressor).

Compatible Devices

Optimum Charge for almost any devices



Figure 5: A visual representation of various compatible devices that can be optimally charged using the NUOZHI Multi Plug Outlet, including laptops, cameras, hair straighteners, lamps, phones, and tablets.

SMART DESIGN FOR THE PHONE HOLDER

Your cell phone could be put on the phone holder conveniently when charging



Figure 6: The smart design of the phone holder, allowing a smartphone to rest securely on top of the unit while charging.




Figure 7: Detailed views of the product from different angles (Left, Right, Back, Top) with dimensions and port labels for USB ports, AC outlets, and the surge protector indicator.

2. Specifications

Feature	Detail
Input Voltage	100-240VAC; 60HZ
Max. Current	15A
Max. Power Rating	1875W
USB Port Output	DC 5V, Total 4.2A (2.4A Max Each Port)
Item Dimensions	6.1 x 3.9 x 1.3 inches (Product Dimensions: 6.26 x 3.11 x 0.39 inches)

Feature	Detail
Item Weight	0.64 ounces
Surge Protection	1680 Joules
Safety Certification	ETL Listed
Color	White
Total Power Outlets	6 AC Outlets
Special Feature	Portable, Wall Mountable

3. Setup

1. **Unpack:** Carefully remove the Multi Plug Outlet from its packaging.
2. **Inspect:** Check the device for any visible damage. Do not use if damaged.
3. **Plug In:** Insert the Multi Plug Outlet directly into a standard grounded wall receptacle. Ensure it is firmly seated. The design allows for a flush mount to the wall.
4. **Verify Surge Protection:** Once plugged in, the “Protected” indicator LED light should illuminate, confirming that the surge protection feature is active.

4. Operating Instructions

1. **Using AC Outlets:** Plug your electronic devices directly into any of the 6 AC outlets. Ensure the total power consumption of all connected devices does not exceed the maximum power rating of 1875W.
2. **Using USB Ports:** Connect your USB-powered devices (smartphones, tablets, portable speakers, etc.) to any of the 4 USB charging ports. The smart charging technology will automatically detect your device and deliver the fastest possible charge speed up to 2.4A per port.
3. **Phone Holder Feature:** Utilize the integrated lip on the top of the unit to securely hold your smartphone while it charges via a USB cable.
4. **Surge Protection Indicator:** The “Protected” LED light indicates that your devices are safeguarded against electrical spikes. If this light is off, the surge protection may have been compromised, and the unit should be replaced.

Important Safety Note: Do not exceed the total rating (15A, 1875W) or it may cause damage to the unit and fire hazards.

5. Maintenance

- **Cleaning:** Disconnect the unit from the wall outlet before cleaning. Use a soft, dry cloth to wipe the exterior. Do

not use liquid cleaners or aerosol sprays.

- **Storage:** Store the unit in a cool, dry place away from direct sunlight and moisture when not in use for extended periods.
- **Regular Inspection:** Periodically check the unit and connected cords for any signs of wear, damage, or overheating.

6. Troubleshooting

- **No Power to Devices:**
 - Ensure the Multi Plug Outlet is securely plugged into a live wall outlet.
 - Check if the “Protected” indicator LED light is on. If not, the surge protection may be exhausted or the unit is faulty.
 - Verify that the connected devices are functioning correctly by plugging them directly into a known working wall outlet.
 - Ensure the total load does not exceed 1875W. Unplug some devices if overloaded.
- **USB Ports Not Charging:**
 - Ensure the USB cables are properly connected to both the device and the Multi Plug Outlet.
 - Try a different USB port or cable to rule out a faulty connection.
 - Confirm the device requires 5V USB charging and is compatible.
- **“Protected” LED Light is Off:**
 - This indicates that the surge protection components have absorbed a significant surge and are no longer providing protection. The unit will still function as a power strip, but without surge protection. It is recommended to replace the unit for continued surge protection.

7. Warranty and Support

NUOZHI stands behind the quality of its products. This Multi Plug Outlet is ETL Certified, ensuring it meets rigorous safety standards.

We offer a **30-day return policy** and a **12-month replacement warranty** from the date of purchase.

For any questions, concerns, or support needs, please contact our friendly and reliable customer service. We are committed to responding to your inquiries within 24 hours.

You can purchase with confidence, knowing that your product is backed by our dedicated support team.

