

Whistler WBU-900

Whistler WBU-900 Wireless Digital Backup Camera User Manual

Model: WBU-900

INTRODUCTION

This user manual provides detailed instructions for the installation, operation, and maintenance of your Whistler WBU-900 Wireless Digital Backup Camera. Please read this manual thoroughly before using the product to ensure proper functionality and safety.

PRODUCT OVERVIEW

The Whistler WBU-900 is a wireless digital backup camera system designed to enhance safety by providing visual alerts of potential collisions when reversing. It is compatible with most cars, trucks, and SUVs, featuring a battery-operated camera with a built-in solar panel for convenient power management. Its design allows for easy installation without the need for drilling or extensive wiring.



Figure 1: Whistler WBU-900 Wireless Digital Backup Camera system. This image illustrates the compact monitor displaying a clear view of the area behind a vehicle, complete with distance guidelines. Adjacent to the monitor is the wireless camera unit, designed to be mounted above a vehicle's license plate, emphasizing its wire-free installation.

SETUP AND INSTALLATION

The WBU-900 is designed for straightforward installation. Follow these steps for optimal setup:

- 1. Camera Mounting:** The camera unit is designed to mount above your vehicle's rear license plate. Ensure the camera has a clear, unobstructed view of the area behind your vehicle. The built-in solar panel should be exposed to sunlight for continuous charging.
- 2. Monitor Placement:** Position the wireless monitor inside your vehicle where it provides a clear view for the driver without obstructing the driving view. Common locations include the dashboard or windshield using a suitable mount.
- 3. Power Connection:** The camera is battery-operated with solar charging. The monitor typically requires a 12V power source, such as a cigarette lighter adapter.
- 4. Pairing (if necessary):** The system is pre-paired from the factory. If re-pairing is required, refer to the specific pairing instructions in the detailed manual.

Note: No drilling or complex wiring is required for the camera installation, simplifying the setup process.

OPERATING INSTRUCTIONS

Once installed, the Whistler WBU-900 system operates automatically when your vehicle is in reverse (assuming proper power connection to the monitor). The monitor will display the live video feed from the camera.

- **Visual Alerts:** The monitor displays visual guidelines (e.g., colored lines) to assist with judging distance to objects behind the vehicle. These lines typically indicate safe, caution, and danger zones.
- **Monitor Controls:** The monitor may feature buttons for power, brightness adjustment, or other settings. Refer to the on-screen icons or a more detailed manual for specific functions.
- **Wireless Connection:** The digital wireless connection ensures a stable and clear video feed, minimizing interference.

MAINTENANCE

To ensure the longevity and optimal performance of your Whistler WBU-900, follow these maintenance guidelines:

- **Camera Lens Cleaning:** Regularly clean the camera lens with a soft, damp cloth to remove dirt, dust, or water spots that may obstruct the view. Avoid abrasive cleaners.
- **Solar Panel Cleaning:** Keep the solar panel on the camera unit clean to ensure efficient charging of the internal battery.
- **Monitor Cleaning:** Clean the monitor screen with a soft, lint-free cloth. Do not spray cleaning solutions directly onto the screen.
- **Battery Health:** While the solar panel helps maintain the battery, ensure the camera receives adequate sunlight exposure, especially if the vehicle is parked for extended periods.

TROUBLESHOOTING

If you encounter issues with your WBU-900 system, refer to the following common troubleshooting steps:

Problem	Possible Cause	Solution
---------	----------------	----------

Problem	Possible Cause	Solution
No image on monitor	Monitor not powered; Camera battery low; No wireless connection.	Check monitor power connection; Ensure camera solar panel is clean and exposed to light; Re-pair camera and monitor if necessary.
Flickering or distorted image	Interference; Weak signal; Damaged camera/monitor.	Relocate monitor to reduce interference; Ensure camera and monitor are within range; Contact customer support if damage is suspected.
Camera not charging	Solar panel obstructed or dirty; Insufficient sunlight.	Clean solar panel; Park vehicle in direct sunlight; Check for physical damage to the panel.

SPECIFICATIONS


- **Model:** WBU-900
- **Brand:** Whistler
- **Product Dimensions:** 3 x 13 x 8.9 inches
- **Item Weight:** 1.2 pounds
- **Power Source:** 12 Volts (for monitor, typically); Battery-operated camera with solar panel.
- **Connectivity:** Wireless Digital
- **Compatible Devices:** Monitor
- **UPC:** 052303408991


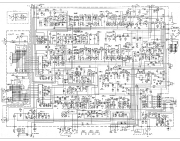


WARRANTY AND SUPPORT

For warranty information, technical support, or service inquiries regarding your Whistler WBU-900 Wireless Digital Backup Camera, please refer to the official Whistler website or contact their customer service department. Keep your purchase receipt as proof of purchase for warranty claims.

Note: This product may be refurbished. Refurbished products are tested and certified to look and work like new. The refurbishing process includes functionality testing, basic cleaning, inspection, and repackaging. The product ships with all relevant accessories, and may arrive in a generic box.

Related Documents - WBU-900

 <p>The image shows the cover of the user guide for the Whistler WBU-900/WBU-900C Wireless Digital Backup Camera. The cover features the text 'WIRELESS DIGITAL BACKUP CAMERA', 'INSTALLS IN MINUTES', and 'NO WIRES'. It also includes a small image of the camera and monitor setup and the Whistler logo at the bottom.</p>	<p>Whistler WBU-900/WBU-900C Wireless Digital Backup Camera User Guide</p> <p>Comprehensive user guide for the Whistler WBU-900 and WBU-900C wireless digital backup camera system. Learn about installation, operation, settings, troubleshooting, and warranty information.</p>
---	---

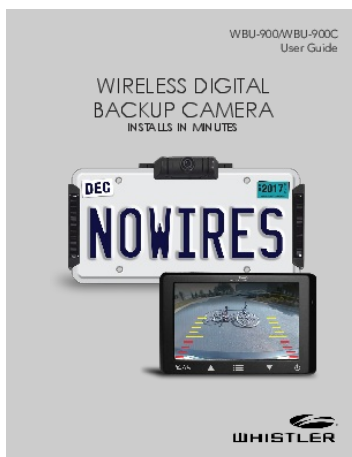
 <p>WBU-800 User Guide</p> <p>BACK-UP CAMERA INSTALLS IN MINUTES</p> <p>Product Marketing Name: Camera Hardware Version Identification Number: WBU800C Product Marketing Name: Monitor Hardware Version Identification Number: WBU800M</p> <p>WHSTLR1</p> <p>WHISTLER</p>	<p>Whistler WBU-800 Backup Camera User Guide</p> <p>User guide for the Whistler WBU-800 Backup Camera system, covering installation, setup, operation, troubleshooting, and warranty information.</p>
 <p>WBU-800 User Guide</p> <p>WIRELESS DIGITAL BACKUP CAMERA INSTALLS IN MINUTES</p> <p>WHSTLR1</p> <p>WHISTLER</p>	<p>Whistler WBU-800 Wireless Digital Backup Camera User Guide</p> <p>User guide for the Whistler WBU-800 Wireless Digital Backup Camera, covering components, installation, setup, settings, troubleshooting, and warranty information.</p>
	<p>Whistler 900 Radar Detector Schematic and Service Information</p> <p>Detailed schematic and service information for the Whistler 900 radar detector, providing insights into its internal components and circuitry.</p>
 <p>PS902</p> <p>Power Supply</p> <p>INSTALLATION INSTRUCTIONS</p> <p>Page 1 of 2</p>	<p>Schlage PS902 Power Supply Installation Instructions</p> <p>Detailed installation and setup guide for the Schlage PS902 Power Supply, covering specifications, mounting, wiring, battery backup, and optional board integration for access control systems.</p>
 <p>SHOP VAC INDUSTRIAL</p> <p>Model 900 Series</p> <p>Parts Catalog and Specifications</p>	<p>Shop Vac Industrial Model 900 Series Parts Catalog and Specifications</p> <p>Detailed parts catalog and specifications for Shop Vac Industrial wet/dry vacuum cleaner models 900, 900A, and 900S. Includes comprehensive lists of components, part numbers, and diagrams for various catalog configurations.</p>



[\[pdf\]](#) User Manual Guide

Whistler Backup Camera Manual Pdf WBU 900 User Guide BACK UP CAMERA 1049102643 content etilize |||

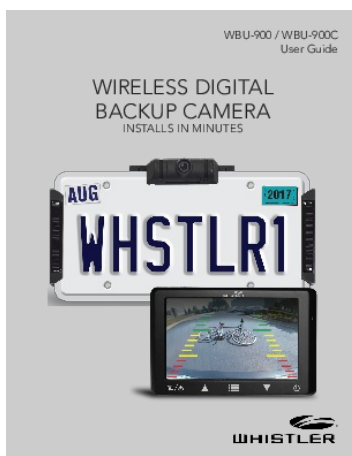
D250 User Guide AUTOMOTIVE DIGITAL VIDEO RECORDER WHAT S INCLUDED D250 WINDSHIELD BRACKET Car Charger DC POWER CORD USB CABLE USER GUIDE Welcome Thank you for choosing a Whistler product. We are dedicated to providing products that represent both quality and value. Please read the user guide... lang:en score:45 filesize: 810.13 K page_count: 28 document date: 2018-03-08



[Whistler WBU-900/WBU-900C Wireless Digital Backup Camera User Guide](#)

Comprehensive user guide for the Whistler WBU-900 and WBU-900C wireless digital backup camera system. Learn about installation, operation, settings, troubleshooting, and warranty information.

lang:en score:40 filesize: 1.4 M page_count: 28 document date: 2023-10-29



[\[pdf\]](#) User Manual Quick Start Guide Guide

WIRELESS DIGITAL BACKUP CAMERA Supercircuits Please read the User Guide carefully before using this product If you have additional questions visit our website at whistlergroup or call Toll Free wbu 900 manual br supercircuits media docs

WBU-900 / WBU-900C User Guide WIRELESS DIGITAL BACKUP CAMERA INSTALLS IN MINUTES INTRODUCTION Welcome Thank you for choosing a Whistler product. We are dedicated to providing products that represent both quality and value. Please read the User Guide carefully before using this product. If you have...

lang:en score:38 filesize: 757.4 K page_count: 28 document date: 2017-07-18



[\[pdf\]](#) User Manual Quick Start Guide Guide

WHISTLER WBU 900 01 MANUAL drive google u 0 uc id 1w26UVx2y3lBALnrgBtVx7sXtWjLB0ngJ export |||

WBU-900/WBU-900C User Guide WIRELESS DIGITAL BACKUP CAMERA INSTALLS IN MINUTES INTRODUCTION Welcome Thank you for choosing a Whistler product. We are dedicated to providing products that represent both quality and value. Please read the User Guide carefully before using this product. If you have a...

lang:en score:38 filesize: 769.92 K page_count: 28 document date: 2018-01-05



[\[pdf\]](#) Quick Start Guide Guide

Whistler Cameras Driver Safety Guide cameras back up backup dash cams dvr dual lens night vision monitors mirrors oe oem factory style trailer hitching portable parking sensors assist led curb rear view rearview mirror wireless 360 degree surround bird s eye CARiD wbu 900 guide images carid whistler items |||

WBU-900 / WBU-900C User Guide WIRELESS DIGITAL BACKUP CAMERA INSTALLS IN MINUTES INTRODUCTION Welcome Thank you for choosing a Whistler product. We are dedicated to providing products that represent both quality and value. Please read the User Guide carefully before using this product. The Back-Up...

lang:en score:37 filesize: 851.75 K page_count: 22 document date: 2019-06-13



[\[pdf\]](#) User Manual Guide

IFC qxd Whistler Backup Camera Manual Pdf WBU 900 User Guide BACK UP CAMERA EPEnonlinear ir2002 12 archive org EPENMagazine |||

...

lang:en score:34 filesize: 5.24 M page_count: 66 document date: 2002-11-11

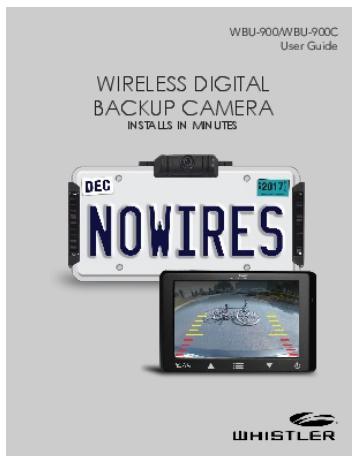


[\[pdf\]](#) User Manual Guide

Bull Electrical qxd Whistler Backup Camera Manual Pdf WBU 900 User Guide BACK UP CAMERA
EPEnonlinear ir2002 08 archive org EPEMagazine |||

...

lang:en score:33 filesize: 5.7 M page_count: 73 document date: 2002-07-10



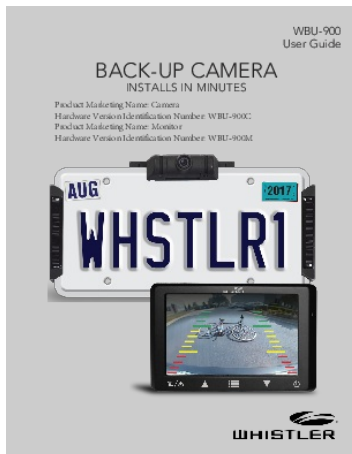
[\[pdf\]](#) User Manual Quick Start Guide Guide

WHISTLER WBU 900C 01 MANUAL Manual Hub drive google file d

1BmZ9PCTJOYnUB69Hx8JOPXMitoYFz YZ preview |||

WBU-900/WBU-900C User Guide WIRELESS DIGITAL BACKUP CAMERA
INSTALLS IN MINUTES <https://manual-hub.com/> INTRODUCTION Welcome Thank
you for choosing a Whistler product. We are dedicated to providing products that
represent both quality and value. Please read the User Guide carefully before using
thi...

lang:en score:32 filesize: 1.4 M page_count: 28 document date: 2023-10-29

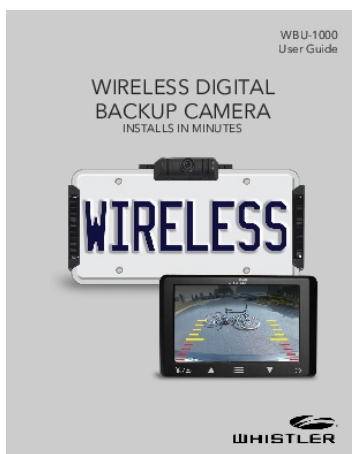


[\[pdf\]](#) User Manual Frequently Asked Questions Guide

User Manual The Whistler Group BU01M BACK UP CAMERA Monitor HSXBU01M bu01m

WBU-900 User Guide BACK-UP CAMERA INSTALLS IN MINUTES Product
Marketing Name: Camera Hardware Version Identification Number: **WBU-900C**
Product Marketing Name: Monitor Hardware Version Identification Number: **WBU-900M**
INTRODUCTION Welcome Thank you for choosing a Whistler product. We are
dedicated to...

lang:en score:28 filesize: 1.44 M page_count: 28 document date: 2017-06-30



[\[pdf\]](#) User Manual Owner's Manual Quick Start Guide Guide

Owner s Manual Whistler B1 WBU 900 Group 1000 UG 09A18 296f16e5 c41d 44ed b689 6a890afeaf03 v
1584126421 cdn shopify files 1 1420 2702 |||

WBU-1000 User Guide WIRELESS DIGITAL BACKUP CAMERA INSTALLS IN
MINUTES Because the WBU-1000 is truly wireless and does not tap into your vehicle
s transmission or backup light, you must tell the unit when you are backing up. This
also allows you to use your back up camera to view behind the vehicl...


lang:en score:27 filesize: 719.49 K page_count: 28 document date: 2018-09-24



[pdf]

Microsoft Word WBU 900 FCC POA Administrator The Whistler Group BU01M BACK UP CAMERA Monitor HSXBU01M bu01m

The Whistler Group POWER OF ATTORNEY FCC ID: HSXBU01M Date: June 30, 2017 Federal Communications Commission Authorization and Evaluation Division 7435 Oakland Mills Road Columbia, MD 21046 To Whom It May Concern: We, the undersigned, hereby authorize Waltek Services ShenZhen Co., Ltd. Philo Zho...
lang:en score:19 filesize: 12.92 K page_count: 1 document date: 2017-06-30



[pdf]

Microsoft Word WBU 900 FCC POA Administrator The Whistler Group BU01C BACK UP CAMERA Camera HSXBU01C bu01c

The Whistler Group POWER OF ATTORNEY FCC ID: HSXBU01C Date: June 30, 2017 Federal Communications Commission Authorization and Evaluation Division 7435 Oakland Mills Road Columbia, MD 21046 To Whom It May Concern: We, the undersigned, hereby authorize Waltek Services ShenZhen Co., Ltd. Philo Zho...
lang:en score:19 filesize: 12.92 K page_count: 1 document date: 2017-06-30



[pdf] Confidentiality Request Letter

Microsoft Word WBU 900 FCC Confidentiality Letter Administrator The Whistler Group BU01C BACK UP CAMERA Camera HSXBU01C bu01c

The Whistler Group Federal Communications Commission Authorization and Evaluation Division Date: June 30, 2017 Confidentiality Request regarding application for certification of FCC ID: HSXBU01C Pursuant to Sections 0.457 and 0.459 of the Commission s Rules, we hereby request confidential treatmen...
lang:en score:18 filesize: 13.73 K page_count: 1 document date: 2017-06-30

Date: June 30, 2007

Federal Communications Commission
Authorization and Evaluation Division

Confidentiality Request regarding application for certification of FCC ID: HSNBU01M

Pursuant to Sections 0.457 and 0.459 of the Commission's Rules, we hereby request confidential treatment of information accompanying this application as outlined below:

Exhibit Type	
Schematics	
Block Diagram	
Operational Description	

File Name
Schematicx.pdf
Block Diagram.pdf
Operational Description.pdf

The above materials contain trade secrets and proprietary information not customarily released to the public. The public disclosure of these materials may be harmful to the applicant and provide unjustified benefits to its competitors.

The applicant understands that pursuant to Section 0.457 of the Rules, disclosure of this application and all accompanying documentation will not be made before the date of the Grant for this application.

Sincerely,

The Whistler Group

Signature
Michael Batten / Senior Project Engineer
Typed name and Title

[\[pdf\]](#) Confidentiality Request Letter

Microsoft Word WBU 900 FCC Confidentiality Letter Administrator The Whistler Group BU01M BACK UP
CAMERA Monitor HSXBU01M bu01m

The Whistler Group Federal Communications Commission Authorization and Evaluation Division Date: June 30, 2017 Confidentiality Request regarding application for certification of FCC ID: HSXBU01M Pursuant to Sections 0.457 and 0.459 of the Commission's Rules, we hereby request confidential treatment...

lang:en score:18 filesize: 13.72 K page_count: 1 document date: 2017-06-30

[\[pdf\]](#) Test Report

Microsoft Word WTS17S0681501E Test Report Administrator The Whistler Group BU01M BACK UP
CAMERA Monitor HSXBU01M bu01m

TEST REPORT Reference No. : WTS17S0681501E FCC ID
 : BACK-UP CAMERA Product Marketing Name : Monitor
 Model No. : **WBU-900** Hardware Version Identification Number
 : **WBU-900M** Standards.....

lang:en score:16 filesize: 2 M page_count: 50 document date: 2017-07-01

```

.....: WTS17508881501E
.....: H5XBUD01M
.....: The Whisler Group
.....: 168 Ayer Rd, Littleton, Massachusetts 01460, United States
.....: Dong Guan Photonic Electronics Ltd.
.....: Photonic Industrial Park Xiang'u Village, Shigai Town, Dongguan
.....: Guangdong, P.R. China
.....: BACK-UP CAMERA
.....: Monitor
.....: WBU-900
.....: WBU-900M
.....: FCC CPFR47 Part 15 Section 15.247/2016
.....: Jun. 08, 2017
.....: Jun. 09 - 26, 2017
.....: Jun. 28, 2017

```

Remarks:
The results shown in this test report refer only to the sample(s) tested, this test report cannot be reproduced, except in full, without prior written permission of the company. The report would be invalid without specific stamp of test institute and the signatures of compiler and approver.

Address: 1/F., Fukangtai Building, West Baima Road, Songgang Street, Baoan District, Shenzhen
Guangdong, China
E-mail: zhangyong@sz.fktd.com

Tested by: Robin Zhou Prepared by: Robin Zhou

Robin Zhou / Test Engineer Photo Zheng / Manager

Waitek Services (Shenzhen) Co., Ltd.
http://www.waitek.com.cn

[\[pdf\]](#) Test Report

Microsoft Word WTS17S0681499E Test Report Administrator The Whistler Group BU01C BACK UP
CAMERA Camera HSXBU01C bu01c

TEST REPORT Reference No. : WTS17S0681499E FCC ID
 : BACK-UP CAMERA Product Marketing Name : Camera
 Model No. : **WBU-900** Hardware Version Identification Number
 : **WBU-900C** Standards.....

lang:en score:16 filesize: 2.48 M page_count: 59 document date: 2017-07-04

***** WTB1750864996
***** HSBXJBC

***** The Whisler Group
***** 188 Army Rd, Littleton, Massachusetts 01460, United States

***** Dongguan Protecor Electronics Ltd
***** Protecor Industrial Park Xiang'e Village, Shigai Town, Dongguan
***** City, Guangdong, P.R. China

***** BACK-UP CAMERA

***** Camera

***** WBU-900

***** WBU-900C

***** FCC CFR47 Part 15 Section 15.247.2016

***** Jun. 08, 2017

***** Jun. 09 - 26, 2017

***** Jul. 04, 2017

Remarks:
The results shown in this test report refer only to the sample(s) tested, this test report cannot be reproduced, except in full, without prior written permission of the company. The report would be invalid without specific stamp of test institute and the signatures of compiler and approver.

Address: 1/F., Fukangtai Building, West Baima Road, Songgang Street, Baoan District, Shenzhen
Guangdong, China

Tested by: Robin Zhou Approved by: Walter Wong
Robin Zhou / Test Engineer PMS Wong / Manager

Waitek Services (Shenzhen) Co., Ltd.
http://www.waitek.com.cn



[Whistler 2019 Retail Product Catalog: Radar Detectors, Dash Cams, Jump Starters, and Power Inverters](#)

Explore the 2019 Whistler retail product catalog featuring a range of automotive electronics including high-performance radar detectors, advanced dash cameras, powerful jump starters, and versatile power inverters. Find detailed specifications, features, and order information for each product.

lang:en score:13 filesize: 6.85 M page_count: 27 document date: 2019-06-25



[CARQUEST Auto Parts Service Lines Catalog: Electronics and Accessories](#)

A comprehensive catalog of electronics and accessories for vehicles, including phone accessories, antennas, speakers, amplifiers, wire harnesses, adapters, connectors, inverters, cameras, and radar detectors from brands like iHome and Metra.


lang:en score:12 filesize: 5.27 M page_count: 10 document date: 2019-01-31



[Comprehensive Guide to iHome and Dual Electronics Car Accessories](#)

Explore a wide range of iHome and Dual Electronics car accessories, including Bluetooth audio receivers, FM transmitters, car mounts, speakers, head units, amplifiers, wire harnesses, installation kits, adapters, and cameras. Find detailed product information and specifications.

lang:en score:12 filesize: 5.78 M page_count: 10 document date: 2023-11-07

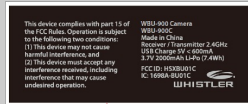


[\[pdf\] Label](#)

Microsoft Word WBU 900 FCC IC Label Sample and Location Administrator Info The Whistler Group BU01M BACK UP CAMERA Monitor HSXBU01M bu01m

[WBU-900M_Label Sample and Label Location ...](#)

lang:en score:11 filesize: 264.87 K page_count: 1 document date: 2017-07-01



[\[pdf\]](#) Label

Microsoft Word WBU 900 FCC IC Label Sample and Location Administrator Info The Whistler Group

BU01C BACK UP CAMERA Camera HSXBU01C bu01c

WBU-900C_Label Sample and Label Location ...

lang:en score:11 filesize: 353.69 K page_count: 1 document date: 2017-07-04