

Moukey MTs10-2

Moukey Karaoke Speaker System

USER MANUAL - MODEL MTs10-2

Product Overview

The Moukey MTs10-2 is a professional portable Bluetooth PA speaker system designed for karaoke, parties, and various indoor/outdoor events. It delivers powerful stereo sound with a 10-inch subwoofer and 3-inch tweeters, offering clear audio even at high volumes. Equipped with dynamic DJ lights and versatile connectivity options, this system provides a comprehensive entertainment experience.



Image: The Moukey MTs10-2 karaoke speaker system, showcasing its main unit, two wireless microphones, a remote control, and a tablet holder. The speaker features a handle for portability and integrated DJ lights.

What's Included

Please check the package contents upon unboxing to ensure all items are present:

- Moukey MTs10-2 Karaoke Speaker Unit
- Wireless Microphones (x2)
- Remote Control

- Tablet Holder
- 3.5mm to RCA Cable
- 3.5mm to Audio Cable
- Power Adapter
- User Manual (this document)



Image: A visual representation of all items included in the Moukey MTs10-2 package, laid out neatly beside the main speaker unit.

Setup Guide

1. **Initial Charging:** Before first use, fully charge the speaker using the provided power adapter. Connect the adapter to the speaker's charging port and plug it into a standard power outlet. The charging indicator will show the status.

ROCK IN A LONG TIME

Rechargeable battery, plays it anytime, anywhere

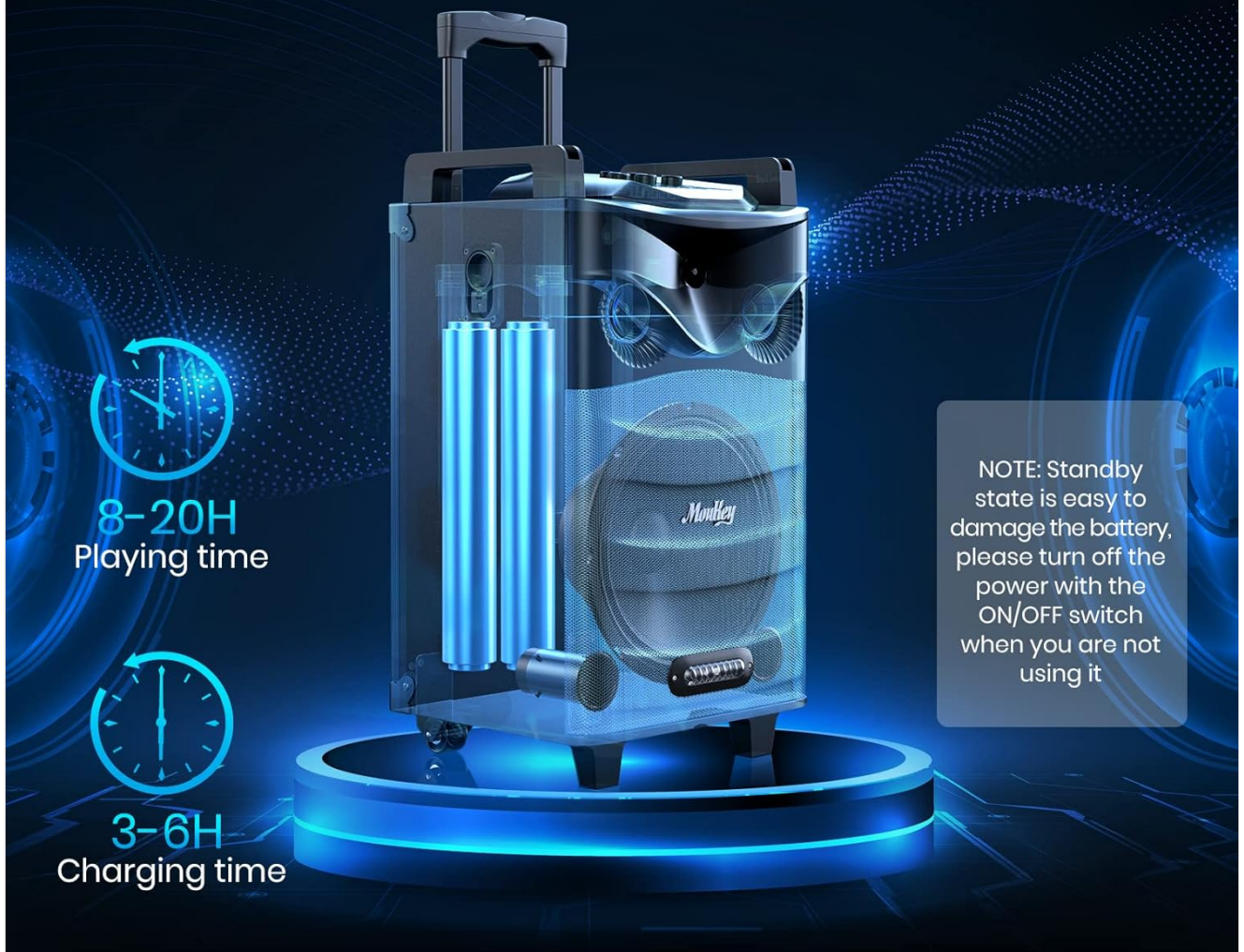


Image: An X-ray view of the Moukey speaker highlighting its internal rechargeable battery and indicating typical playing and charging times.

2. **Microphone Setup:** Insert two AA batteries (not included) into each wireless microphone. Ensure correct polarity. The microphones are pre-paired with the speaker.
3. **Tablet Holder Installation:** Attach the tablet holder to the designated slot on top of the speaker unit. This provides a convenient place for your smart device during karaoke sessions.

Operating Instructions

Power On/Off

Locate the power switch on the control panel. Flip it to the "ON" position to power on the speaker. Flip it to "OFF" to power off. Always turn off the speaker when not in use to preserve battery life.

Connectivity Modes

The Moukey MTs10-2 supports multiple audio input methods:

- **Bluetooth 5.0:** Turn on the speaker and activate Bluetooth on your device (smartphone, tablet, laptop). Search for

"Moukey MTs10-2" in your device's Bluetooth settings and pair. A confirmation sound will indicate successful connection.

- **USB/TF Card Playback:** Insert a USB flash drive (up to 32GB) or a TF (Micro SD) card (up to 32GB) into the respective slots on the control panel. The speaker will automatically detect and play audio files.
- **AUX Input:** Connect an external audio device (e.g., MP3 player, computer) to the AUX IN port using the provided 3.5mm audio cable.
- **FM Radio:** Press the "MODE" button on the control panel or remote until FM mode is selected. Use the tuning buttons to scan for available radio stations.



Image: A graphic showing the various input methods supported by the Moukey speaker, including Bluetooth, TF card, USB, AUX, and FM radio.

True Wireless Stereo (TWS) Function

The TWS function allows you to connect two Moukey MTs10-2 speakers wirelessly for a true stereo sound experience. Ensure both speakers are powered on and not connected to any Bluetooth device. On one speaker, long-press the TWS button. It will search for and connect to the second speaker automatically. Once connected, audio will play in stereo across both units.

TRUE WIRELESS STEREO

Pair 2 Mts10-2 together to build your own PA system



Image: Two Moukey MTs10-2 speakers positioned in a room, demonstrating the True Wireless Stereo (TWS) pairing capability for enhanced sound.

Microphone Usage & Karaoke Features

- **Wireless Microphones:** Simply turn on the wireless microphones. They will automatically connect to the speaker. Adjust microphone volume using the "MIC VOL" knob on the control panel.
- **Echo Effect:** Use the "ECHO" knob to add or reduce echo to the microphone sound for a more professional karaoke effect.
- **Vocal Elimination (One-Touch Original Vocal Removal):** This feature uses analog technology to reduce or eliminate the original vocals from a song, allowing you to sing along with the instrumental track. Refer to the control panel for the specific button (often labeled "VOCAL" or similar).

MADE FOR KARAOKE



Image: Two individuals singing into wireless microphones, with the Moukey speaker providing audio and lighting effects, illustrating its use for karaoke.

Sound Adjustment & DJ Lights

- **Bass/Treble Adjustment:** Use the "BASS" and "TREBLE" knobs on the control panel to fine-tune the audio output to your preference.
- **Master Volume:** Adjust the overall volume of the speaker using the "VOLUME" knob.
- **DJ Lights:** The speaker features dynamic DJ lights that synchronize with the music. These lights can be turned on or off via a dedicated switch or button on the control panel.

TWO LIGHTS FOR KARAOKE

Dynamic colorful lights and owl-eye lights
bring a disco atmosphere to your party, more entertaining



Image: A series of Moukey speakers demonstrating the different color combinations and dynamic effects of the integrated DJ lights.

Maintenance

- **Cleaning:** Use a soft, dry cloth to clean the speaker's exterior. Do not use abrasive cleaners or solvents.
- **Battery Care:** To prolong battery life, avoid leaving the speaker in a standby state for extended periods. Always turn off the power with the ON/OFF switch when the unit is not in use. Recharge the battery regularly, even if not fully depleted.
- **Storage:** Store the speaker in a cool, dry place away from direct sunlight and extreme temperatures.

Troubleshooting

| Problem | Possible Cause | Solution |
|---------|----------------|----------|
|---------|----------------|----------|

| Problem | Possible Cause | Solution |
|--------------------------|--|---|
| No power | Battery depleted; Power switch off; Power adapter not connected. | Charge the speaker; Turn on the power switch; Ensure power adapter is securely connected. |
| No sound | Volume too low; Incorrect input mode; Device not connected properly. | Increase volume; Select correct input mode (Bluetooth, AUX, USB, TF); Reconnect device. |
| Bluetooth not connecting | Speaker not in pairing mode; Device Bluetooth off; Too far from speaker. | Ensure speaker is in Bluetooth mode; Turn on device Bluetooth; Move device closer to speaker. |
| Microphone not working | Microphone batteries low/dead; Microphone off; MIC VOL too low. | Replace microphone batteries; Turn on microphone; Increase MIC VOL. |
| TWS pairing failed | Speakers already connected to another device; Speakers too far apart. | Disconnect speakers from other devices; Ensure both speakers are in TWS pairing mode and close to each other. |

Specifications


| Feature | Detail |
|-------------------------|--|
| Brand | Moukey |
| Model Number | MTs10-2 |
| ASIN | B085R9TCJF |
| UPC | 708302980531 |
| Output Power | 160 Watts RMS (up to 540W Peak) |
| Woofer Size | 10 inches |
| Tweeter Size | 3 inches |
| Connectivity Technology | Bluetooth 5.0, AUX, USB |
| Audio Input | Bluetooth, USB, AUX IN, Wireless Microphones, TF Card, FM Radio |
| Special Features | Portable, Rechargeable Battery, DJ Lights, TWS Function, Vocal Elimination |
| Battery Type | Lithium-ion (1 included) |
| Playing Time | 8-20 hours (approx.) |
| Charging Time | 3-6 hours (approx.) |
| Dimensions (L x W x H) | 36.7 x 36.7 x 62.6 cm (14.4 x 14.4 x 24.6 inches) |
| Item Weight | 10.59 Kilograms (23.35 lbs) |
| Material | Wood, Plastic |

Warranty and Support

Moukey products are designed for reliability and performance. For warranty information, please refer to the warranty card


included in your product packaging or visit the official Moukey website. If you encounter any issues or require technical assistance, please contact Moukey customer support through their official channels. Provide your model number (MTs10-2) and purchase details for faster service.
For the latest support information and FAQs, please visit:www.moukey.com

Documents - Moukey – MTs10-2



[Moukey Karaoke Speaker Safety Instructions and Warnings](#)

Comprehensive safety instructions, warnings, and guidelines for the Moukey Karaoke Speaker, covering power, operation, maintenance, and general safety precautions.
lang:en score:46 filesize: 1.56 M page_count: 8 document date: 2024-11-06



[\[pdf\] Declaration of Conformity Test Report](#)

Microsoft Word NTC ER2202025 FCC Part 15 C Test Report BT EDR doc Administrator report
GUANGZHOU RANTION TECHNOLOGY CO LTD MTS Trolley Speaker 2AV7N 2AV7NMTS mts
FCC TEST REPORT Report No. : NTC-ER2202025
Applicant s name k Applicant Address Manufacturer Address Test Laboratory
Address : 2AV7N-MTS : Trolley Speaker : MTs10-2 MTs10-1, MTs10-3, MTs8-1, MTs8-2, MTs12-1, MTs210, MPS1, MPS2, MPS3, MA20-3, MK0111, MK0112,...
lang:en score:13 filesize: 3.61 M page_count: 82 document date: 2022-03-03