

COMFIER CF-2307A-EU

COMFIER Shiatsu Massage Seat Instruction Manual

Model: CF-2307A-EU

1. INTRODUCTION

The COMFIER Shiatsu Massage Seat is designed to provide a comprehensive and relaxing massage experience for your neck, back, and shoulders. It integrates Shiatsu, kneading, rolling, compression, vibration, and heat functions to help alleviate fatigue, reduce stress, and soothe muscle pain. This manual provides detailed instructions for safe operation, setup, maintenance, and troubleshooting to ensure optimal performance and longevity of your massage seat.

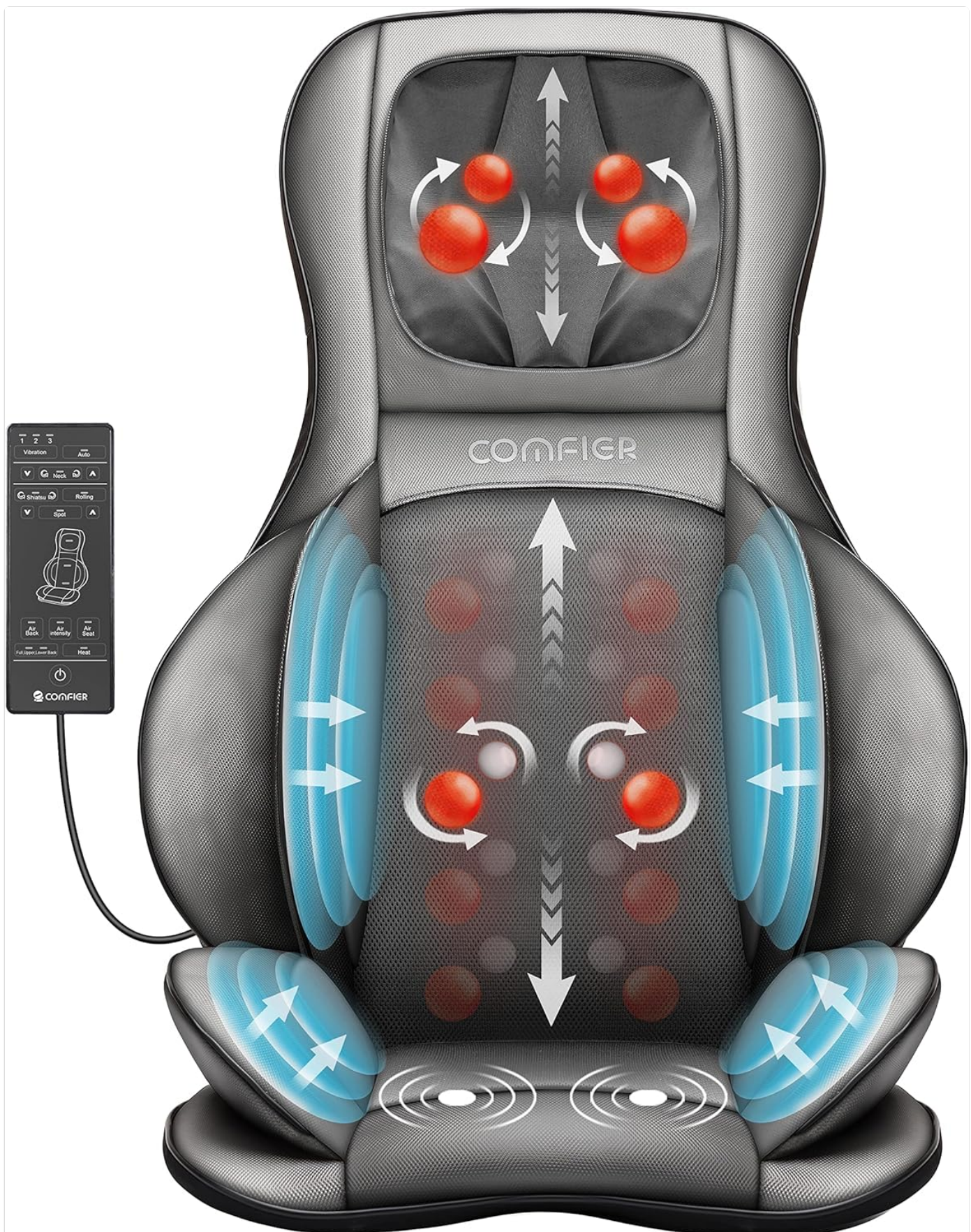


Figure 1: Overview of the COMFIER Shiatsu Massage Seat and its features.

2. IMPORTANT SAFETY INSTRUCTIONS

When using electrical appliances, basic precautions should always be followed, including the following:

- Always unplug the appliance from the electrical outlet immediately after using and before cleaning.

- Do not reach for an appliance that has fallen into water. Unplug it immediately.
- Do not use while bathing or in a shower.
- Do not place or store appliance where it can fall or be pulled into a tub or sink.
- Do not place in or drop into water or other liquid.
- Never use pins or other metallic fasteners with this appliance.
- Close supervision is necessary when this appliance is used by, on, or near children, invalids, or disabled persons.
- Use this appliance only for its intended use as described in this manual. Do not use attachments not recommended by the manufacturer.
- Never operate this appliance if it has a damaged cord or plug, if it is not working properly, if it has been dropped or damaged, or dropped into water. Return it to a service center for examination and repair.
- Keep the cord away from heated surfaces.
- Never use while sleeping or drowsy.
- Never drop or insert any object into any opening.
- Do not operate where aerosol (spray) products are being used or where oxygen is being administered.
- Do not use on bare skin.
- Do not use on infants, invalids, or a sleeping or unconscious person.
- Do not use on sensitive skin or on a person with poor blood circulation.
- Do not crush. Avoid sharp folds.
- This appliance is designed for household use only.

3. PACKAGE CONTENTS

Please check the package contents upon unboxing to ensure all items are present and undamaged:

- 1x Shiatsu Neck and Back Massager
- 1x UL Home Adapter
- 1x User Manual
- 1x Packaging Box



Figure 2: Included items in the product packaging.

4. SETUP INSTRUCTIONS

To set up your COMFIER Shiatsu Massage Seat, follow these simple steps:

1. Unpack the massage seat and all accessories from the box.
2. Place the massage seat on a suitable chair, sofa, recliner, or office chair. Ensure the chair has a backrest that can support the massage seat securely.
3. Secure the massage seat to your chosen chair using the integrated straps (if available) to prevent it from slipping during use.
4. Connect the UL Home Adapter to the power input port located on the side or back of the massage seat.
5. Plug the adapter into a standard electrical outlet.
6. Ensure the remote control is easily accessible for operation.



Choix de cadeau idéal

Pour vos proches pour anniversaire,
Saint Valentin, Thanksgiving ou
cadeau de Noël



Emballage inclus:

- 1x Masseur Shiatsu pour le cou et le dos
- 1x Adaptateur domestique UL
- 1x Manuel d'utilisation
- 1x Boîte d'emballage

Figure 3: Proper placement of the massage seat on a sofa for use.

5. OPERATING INSTRUCTIONS

The COMFIER Shiatsu Massage Seat offers various massage modes and functions controlled by the attached remote. Familiarize yourself with the remote control buttons to customize your massage experience.

5.1. Neck and Shoulder Massage

The massage seat features 4 Shiatsu nodes specifically for neck and shoulder massage. The position of these nodes can be adjusted to suit users of different heights.

- Press the "Neck" button on the remote to activate the neck massage.
- Use the "Up" and "Down" arrows next to the neck massage controls to adjust the height of the Shiatsu nodes for optimal comfort and targeting.
- Press the "Heat" button (if available for neck) to add soothing warmth to the neck massage.

ADJUSTABLE NECK MASSAGE

Is suitable for Women/ Men of different Heights



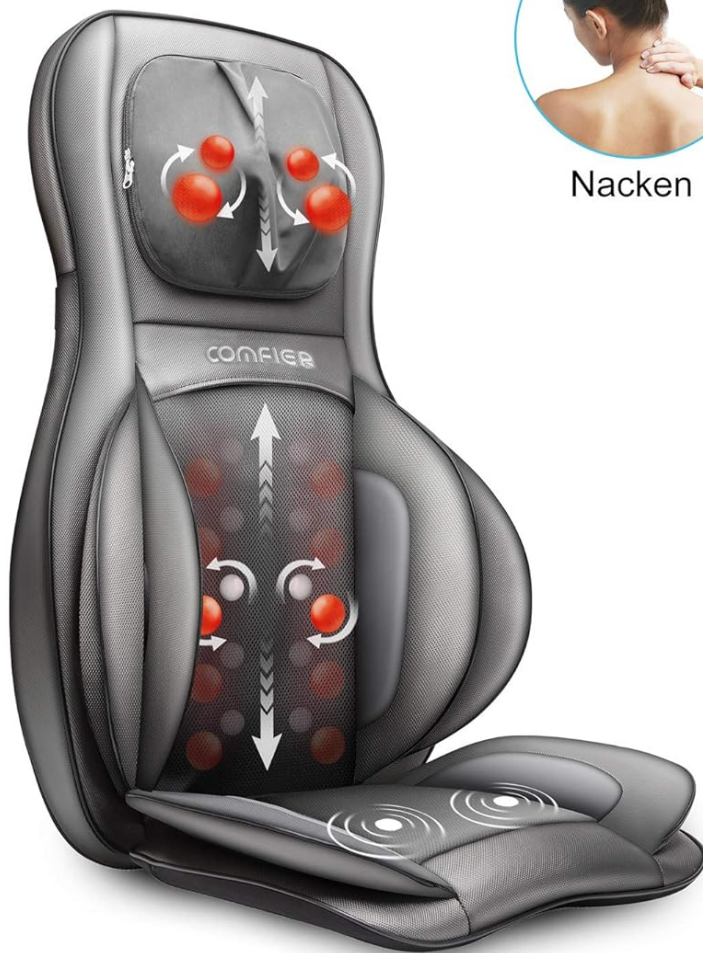
Suitable for height of 5'2-6'2

Figure 4: Adjustable neck massage feature for various user heights.

5.2. Back Massage (Shiatsu, Rolling, Spot)

The back massage section includes 4 Shiatsu kneading nodes that travel up and down the back, providing deep tissue massage. It also offers a rolling massage and a spot massage function.

- **Shiatsu Massage:** Press the "Full Back", "Upper Back", or "Lower Back" buttons to activate Shiatsu massage for the desired area.
- **Rolling Massage:** Activate the rolling massage to gently glide along the spine, relieving muscle tension.
- **Spot Massage:** Use the "Spot" function to concentrate the 4 rolling nodes on a specific area of your back for targeted relief.
- **Intensity Adjustment:** Some models may offer intensity adjustments for back massage. Refer to your remote for specific controls.



Nacken



Schultern



Rücken



Taille



Oberschenke



KRÄFTIGE SHIATSU-MASSAGE

Hilfe bei Verspannungen

Figure 5: Massage areas covered by the seat, including neck, shoulders, back, waist, and thighs.



Figure 6: Flexible massage heads for full back coverage.

5.3. Heat Function

Optional heat settings provide soothing warmth to relax stiff and tired muscles. The heat function can be activated independently or in conjunction with massage modes.

- Press the "Heat" button on the remote control to turn on the heat function for the back massage area.
- Press the "Heat" button again to turn it off.




Figure 7: Gentle heat function for muscle relaxation.

5.4. Air Compression Massage

Adjustable compression massage on the waist and hips helps relieve tension and provides full coverage.

- Press the "Air Compression" button to activate this feature.
- Select from 3 adjustable intensities to customize the compression level.



LUFTKOMPRESSIONS-MASSAGE

Lockerung für die Taille und den Oberschenkel

Figure 8: Air compression massage for waist and thighs.

5.5. Vibration Function

The seat cushion features a vibration function to further enhance relaxation in the hip and thigh areas.

- Press the "Vibration" button on the remote to turn on/off the vibration.
- Adjust the intensity if multiple levels are available.

5.6. Automatic Shut-off

For safety and energy conservation, the massage seat is equipped with an automatic shut-off timer. The device will automatically turn off after a set period (e.g., 15 or 20 minutes) of continuous use. You can restart the massage by pressing the power button again.

6. MAINTENANCE AND CARE

Proper maintenance ensures the longevity and hygiene of your massage seat.

- **Cleaning:**

- Always unplug the unit before cleaning.
- Wipe the surface of the massage seat with a soft, damp cloth. Do not use abrasive cleaners, brushes, gasoline, kerosene, glass furniture polish, or paint thinner.
- The fabric cover in the neck area is removable and washable for easy cleaning. (Refer to Figure 9)
- Allow the unit to dry completely before next use.

- **Storage:**

- Store the appliance in a cool, dry place.
- Avoid contact with sharp edges or pointed objects which might cut or puncture the fabric surface.
- Do not wrap the power cord around the appliance.



Figure 9: Removable neck cover and other components for maintenance.

7. TROUBLESHOOTING

If you encounter any issues with your COMFIER Shiatsu Massage Seat, please refer to the table below for common problems and their solutions.

Problem	Possible Cause	Solution
Unit does not turn on.	Power cord not properly connected. No power from outlet. Unit overheated.	Ensure the power adapter is securely plugged into the unit and the electrical outlet. Test the outlet with another device. Unplug the unit and let it cool down for 30-60 minutes before restarting.
Massage feels too strong.	Direct contact with massage nodes.	Place a towel or the included massage weakening pad (if applicable) between your back and the massage nodes.
Heat function is not noticeable.	Heat takes time to build up. Thick clothing.	Allow 5-10 minutes for the heat to become noticeable. Ensure you are not wearing excessively thick clothing. The heat is gentle and not comparable to a heating pad.
Neck massage nodes are not at the correct height.	Incorrect adjustment.	Use the "Up" and "Down" arrows on the remote control to adjust the neck massage height.

If the problem persists after trying these solutions, please contact customer support.

8. SPECIFICATIONS

Detailed specifications for the COMFIER Shiatsu Massage Seat:

Feature	Detail
Brand	COMFIER
Model Number	CF-2307A-EU (2307A)
Color	All Grey
Product Dimensions (L x W x H)	44.45 x 41.91 x 77.98 cm (17.5 x 16.5 x 30.7 inches)
Item Weight	7.65 Kilograms
Material	Carbon Fiber
Power Source	Corded Electric (12V 4A Adapter)
Special Features	Heat, Portable, Adjustable Neck Massage, Air Compression, Rolling Massage, Spot Massage
Massage Form	Massage Roller
Specific Uses for Product	Myofascial Release, Pain Relief, Relaxation

Feature	Detail
Country of Origin	China



Figure 10: Product dimensions.

9. WARRANTY INFORMATION

This COMFIER product is covered by a manufacturer’s warranty. Please refer to the warranty card included in your package for specific terms, conditions, and duration of the warranty. The warranty typically covers defects in materials and workmanship under normal use.

Keep your purchase receipt as proof of purchase for any warranty claims.

10. CUSTOMER SUPPORT

For any questions, technical assistance, or warranty claims, please contact COMFIER customer support. You can typically find contact information on the product packaging, the official COMFIER website, or by referring to the contact details provided in your warranty documentation.

Please have your model number (CF-2307A-EU) and purchase details ready when contacting support.