

Dlyfull UT4

Dlyfull UT4 Universal 4-Slot Battery Charger Instruction Manual

Model: UT4 | Brand: Dlyfull

1. INTRODUCTION

The Dlyfull UT4 is a versatile 4-slot battery charger designed to accommodate a wide range of rechargeable battery types, including Li-ion, IMR, INR, ICR, Ni-MH, Ni-Cd, and LiFePO4. It features multiple operating modes such as Charge, Discharge, Refresh, and Test, along with a USB power bank function. This manual provides detailed instructions for safe and efficient use of your Dlyfull UT4 charger.

2. SAFETY PRECAUTIONS

- Use the charger only with compatible battery types as specified in this manual. Attempting to charge incompatible batteries may result in damage or injury.
- Do not disassemble, modify, or short-circuit the charger.
- Avoid exposing the charger to water, high humidity, or extreme temperatures.
- Keep the charger away from children and pets.
- Ensure proper ventilation during operation to prevent overheating.
- Disconnect the power supply when the charger is not in use or during cleaning.
- If any unusual behavior or damage is observed, discontinue use immediately and contact support.
- **Note:** Batteries are not included with this product.

3. PRODUCT OVERVIEW

3.1 Components

The Dlyfull UT4 charger features four independent charging slots, an LCD display, and two control buttons.



Image: Front view of the Dlyfull UT4 charger, showing the LCD screen, four battery slots, and two control buttons (MODE and SLOT).

3.2 Key Features

- **Universal Compatibility:** Supports 3.7V Li-ion, 3.2V LiFePO4, IMR, INR, ICR, and 1.2V Ni-MH/Ni-Cd batteries.
- **Multiple Operating Modes:** Charge, Discharge, Refresh, and Test.
- **Intelligent LCD Display:** A high-resolution LCD screen displays current operating mode, battery type, voltage (V), current (A), capacity (mAh), temperature (°C), and time (h), providing comprehensive status information.
- **Fast Charging:** The charger utilizes adaptive current technology, automatically adjusting the charging current up to 2A. A 2000mAh battery can be fully charged in approximately 1 hour. Input: USB Type-C 5V/2A.
- **USB Power Bank Function:** Use a Li-ion battery in slot 1 to charge external devices via the USB output (5V/2A).
- **Safety Protections:** The charger incorporates overcharge, overcurrent, overvoltage, temperature control, and short-circuit protection.
- **USB Type-C Input:** 5V/2A input for power supply.



Image: The Dlyfull UT4 charger with icons representing its safety features: overcharge protection, overcurrent protection, overvoltage protection, temperature control, and short-circuit protection.

4. SETUP

1. **Connect Power:** Connect the USB Type-C cable to the charger's input port and the other end to a 5V/2A USB power adapter (not included), PC, car charger, or power bank.



Image: The Dlyfull UT4 charger with its USB-C input port, illustrating connection to a USB adapter, PC, car charger, solar panel, or power bank.

2. **Insert Batteries:** Carefully insert up to four compatible rechargeable batteries into the charging slots. Ensure correct polarity (+/-). The charger will automatically detect Ni-MH/Ni-Cd/Li-Ion batteries. For LiFePO4 batteries, manual selection is required (see Operating Modes).

5. OPERATING MODES

The Dlyfull UT4 offers four primary operating modes: Charge, Discharge, Refresh, and Test. Use the **MODE** and **SLOT** buttons to navigate and select functions.

Dlyfull

UNIVERSAL 4 SLOT AKKU LADEGERÄT

MIT LCD BILDSCHIRM

KOMPATIBLE BATTERIETYPEN

Ni-MH/Ni-Cd(1.2V): A, AA, AAA, AAAA, C, SC, D
Li-Ion(3.6V/3.7V) und LiFePo4(3.2V): 10340/10350/10440/10500/
12340/12500/12650/13450/13500/13650/14350/14430/14500/
14650/16500/16340(RCR123A)/16650/17350/17500/17650/
17670/18350/18490/18500/18650/18700/20700/
21700/22500/22650/25500/26500/26650/32650



SPEZIELLE BATTERIELADETECHNIK

Der eingebaute Smart Chip erkennt automatisch, wann der Akku voll aufgeladen ist. Wenn erkannt wird, dass die Batterie einen bestimmten Spannungswert erreicht, greift der Überladeschutz



SPEZIFIKATION

Eingabe: DC5V - 2A
Ausgang: DC1.48V - 2A Max.
DC3.65V - 2A Max.
DC 4.2V - 2A Max.
USB Ausgang: DC5V - 2A max.
(Slot 1 hat eine Powerbank Funktion)

LCD BILDSCHIRM MIT GEGENLICHTEFFEKT

- 1)Arbeitsmodus
- 2)Batterietyp
- 3)Spannung (V)
- 4)Strom (A)
- 5)Kapazität (mAh)
- 6)Zeit (h)



Image: The Dlyfull UT4 charger's LCD screen displaying the available modes (Charge, Discharge, Refresh, Test) and battery slot indicators, with labels for battery type, voltage, capacity, temperature, current, and time.

5.1 Mode Selection

1. After inserting a battery, the charger will display information for that slot.
2. Press the **SLOT** button to select the desired battery slot (1, 2, 3, or 4).
3. Press the **MODE** button to cycle through the available operating modes: Charge, Discharge, Refresh, Test.
4. Once the desired mode is selected, the operation will begin automatically after a few seconds of inactivity, or you can press the **MODE** button again to confirm.
5. For LiFePO4 batteries, after inserting, press the **MODE** button to manually select "LiFePO4" as the battery type.



Image: A close-up showing fingers interacting with the 'MODE' and 'SLOT' touch buttons on the Dlyfull UT4 charger's interface.

5.2 Mode Descriptions

- **Charge:** Standard charging function. The charger will automatically detect the battery type (except

LiFePO₄) and apply an adaptive charging current.

- **Discharge:** Discharges the battery to eliminate memory effect, particularly useful for Ni-Cd batteries.
- **Refresh:** Cycles the battery through discharge and charge cycles to restore its maximum capacity, often used for older batteries.
- **Test:** Measures and displays the actual capacity of the battery by fully discharging and then fully charging it. This process can take several hours.

5.3 Power Bank Function

The Dlyfull UT4 can function as a power bank to charge external devices. This function is available when a Li-ion battery is inserted into **Slot 1**.

1. Ensure a charged Li-ion battery is in Slot 1.
2. Disconnect the charger from its main power input (USB-C).
3. Connect your external device (e.g., smartphone, MP3 player, tablet) to the USB-A output port on the charger.
4. The charger will begin supplying 5V/2A power to your device.

Powerbank Funktion

Wenn der Akku nicht geladen werden braucht, kann der Lithium-Ionen-Akku als mobile Stromquelle in den ersten Steckplatz eingesetzt werden.



Image: The Dlyfull UT4 charger with a Li-ion battery in slot 1, connected via its USB-A output to a smartphone, demonstrating its power bank capability.

6. COMPATIBLE BATTERIES

The Dlyfull UT4 charger supports a wide range of battery sizes and chemistries:

- **3.7V Li-ion / IMR / INR / ICR:** 10340, 10350, 10440, 10500, 12340, 12500, 12650, 13450, 13500, 13650, 14350, 14430, 14500, 14650, 16500, 16340 (RCR123A), 16650, 17350, 17500, 17650, 17670, 18350, 18490, 18500, 18650, 18700, 20700, 21700, 22500, 22650, 25500, 26500, 26650, 32650.
- **3.2V LiFePO4:** (Same sizes as Li-ion, manual selection required).
- **1.2V Ni-MH / Ni-Cd:** A, AA, AAA, AAAA, C, SC, D.



Image: A visual representation of the Dlyfull UT4 charger's compatibility with various battery types, including 1.2V Ni-MH/Ni-Cd and 3.6V/3.7V Li-ion, and 3.2V LiFePO4 batteries, listing common sizes.

7. LCD DISPLAY INFORMATION

The intelligent LCD screen provides comprehensive real-time data:

- **Mode:** Indicates the current operating mode (Charge, Discharge, Refresh, Test).
- **Battery Type:** Displays detected or selected battery chemistry (Li-ion, LiFePO4, Ni-MH/Ni-Cd).
- **Voltage (V):** Current battery voltage.
- **Current (A):** Current charging or discharging amperage.
- **Capacity (mAh):** Accumulated capacity during charge/discharge or tested capacity.
- **Temperature (°C):** Internal temperature of the charger or battery.
- **Time (h):** Elapsed time for the current operation.
- **Slot Number:** Indicates which battery slot's information is currently displayed.

8. MAINTENANCE

- Clean the charger regularly with a soft, dry cloth. Do not use abrasive cleaners or solvents.

- Keep the charging slots free from dust and debris to ensure proper contact.
- Store the charger in a cool, dry place when not in use.
- Avoid dropping or subjecting the charger to strong impacts.

9. TROUBLESHOOTING

Problem	Possible Cause	Solution
Charger not powering on.	No power supply or faulty cable.	Check USB-C cable connection and power adapter. Ensure the power adapter provides 5V/2A.
Battery not charging.	Incorrect battery insertion, incompatible battery, or faulty battery.	Re-insert battery with correct polarity. Verify battery type is compatible. Try a different battery. For LiFePO4, manually select the type.
LCD display shows "Low Input".	Insufficient power input.	Ensure the power adapter provides at least 5V/2A. Use a higher quality USB-C cable.
Power bank function not working.	Charger connected to input power, non-Li-ion battery in slot 1, or low battery in slot 1.	Disconnect input power. Ensure a charged Li-ion battery is in Slot 1.
Charger or battery gets hot.	Normal during charging/discharging, but excessive heat indicates an issue.	Ensure adequate ventilation. If excessively hot, remove battery and disconnect power. Contact support if problem persists.







10. SPECIFICATIONS

- **Input:** USB Type-C 5V/2A
- **Output (Charging):** Adaptive current (up to 2A per slot, automatically adjusted)
- **Output (USB Power Bank):** 5V/2A (from Slot 1 with Li-ion battery)
- **Compatible Battery Types:**
 - 3.7V Li-ion / IMR / INR / ICR (e.g., 18650, 21700, 26650)
 - 3.2V LiFePO4 (manual selection required)
 - 1.2V Ni-MH / Ni-Cd (e.g., AA, AAA, C, D)
- **Operating Modes:** Charge, Discharge, Refresh, Test
- **Display:** LCD with backlight
- **Weight:** 279.99 Grams
- **UPC:** 742354393468

11. WARRANTY AND SUPPORT

For warranty information and technical support, please refer to the official Dlyfull website or contact your retailer. Keep your purchase receipt as proof of purchase.
Manufacturer: Dlyfull

Related Documents - UT4

	<p>Dlyfull M4S Battery Charger User Manual</p> <p>User manual for the Dlyfull M4S battery charger, detailing its features, specifications, operating instructions, and protection functions for various rechargeable battery types.</p>
	<p>Dlyfull M4S Battery Charger User Manual</p> <p>User manual for the Dlyfull M4S battery charger, detailing its features, specifications, operating instructions, and protection functions for various rechargeable battery types.</p>
	<p>Ocoopa Rechargeable Handwarmers & DiveBlues Handheld Turbo Fans 2025 Catalog</p> <p>Explore the 2025 product catalog featuring Ocoopa's rechargeable handwarmers and DiveBlues' handheld turbo fans. Discover models like UT4 Extreme, UT3 Pro, UT2S, UT4 Young, UT3 Lite, UT2s Mini, UT4 Urban, and the DiveBlues fan series, detailing their features, specifications, and available colors.</p>
	<p>Ujien's products list</p> <p>List of manufacturing site unique identifiers and their corresponding locations for Ujien's products, including sweets, other items, tea, and beverages.</p>
	<p>Maincor Product Price List January 2025 - Plumbing & Heating Solutions</p> <p>Comprehensive product price list from Maincor for January 2025, featuring underfloor heating systems, pipe systems, fittings, controls, and accessories for plumbing and heating applications. Includes detailed specifications and part numbers.</p>
	<p>Прайс-лист на электронику и аксессуары - Аудио, Видео, ТВ и Компьютерные товары</p> <p>Актуальный прайс-лист на широкий ассортимент электроники и аксессуаров: аудио-видео техника, кабели, кронштейны, элементы питания, наушники, акустические системы, телевизоры и многое другое от ведущих производителей.</p>

