

## Polywood EMT4078BL

# Polywood Edge Dining Table EMT4078BL Instruction Manual

Model: EMT4078BL | Brand: Polywood

## INTRODUCTION

This manual provides essential information for the assembly, operation, maintenance, and care of your Polywood Edge Dining Table, Model EMT4078BL. Designed for outdoor use, this table features a sleek, modern design and is constructed from durable Polywood lumber, ensuring longevity and resistance to various weather conditions.



*Image: The Polywood Edge Dining Table in Black, showcasing its modern design and slatted tabletop.*

## SAFETY INFORMATION

- **Two-Person Assembly:** Always use two people to move or assemble the table to prevent injury.
- **Cleaning Precautions:** Do not use harsh chemicals or abrasive materials to clean the table, as this may damage the finish.
- **Stability Check:** Ensure the table is properly assembled and stable before each use.
- **Heat Sources:** Keep the table away from direct heat sources to prevent material damage.
- **Weight Distribution:** Do not place excessively heavy objects on the table that could cause it to tip over or collapse.

## PACKAGE CONTENTS

---

Verify that all components are present before beginning assembly:

- Tabletop (1)
- Table Legs (2)
- Hardware Pack (bolts, washers, nuts)
- Umbrella Hole Cover (1)
- Instruction Manual (this document)

## SETUP AND ASSEMBLY

---

Assembly of the Polywood Edge Dining Table requires basic tools and two individuals for safe handling. Follow these general steps:

1. **Unpack Components:** Carefully remove all parts from the packaging and lay them out on a soft, clean surface to prevent scratches.
2. **Attach Legs:** Securely attach the table legs to the tabletop using the provided hardware. Ensure all bolts are tightened evenly.
3. **Position Table:** With assistance, carefully flip the table upright and place it in its desired outdoor location.
4. **Umbrella Hole:** If using an umbrella (sold separately), remove the included hole cover. Otherwise, keep the cover in place.

**Recommended Tools:** Hammer, Screwdriver.

## OPERATING (USAGE)

---

The Polywood Edge Dining Table is designed for outdoor dining and living spaces. Its robust construction allows it to withstand various climates, including hot sun, snowy winters, and strong coastal winds.

- **Dining:** The table provides ample space for outdoor meals and gatherings.
- **Umbrella Compatibility:** A 1.625-inch center hole is provided for standard outdoor umbrellas (umbrella sold separately). An umbrella hole cover is included for when an umbrella is not in use.

## MAINTENANCE AND CARE

Polywood lumber is designed for low maintenance. Follow these guidelines to keep your table in optimal condition:

- **Routine Cleaning:** Clean easily with soap and water.
- **Disinfection:** For deeper cleaning, the material can be disinfected with a homemade bleach mixture.
- **No Painting/Staining:** The Polywood material does not require painting, staining, or waterproofing.
- **Weather Resistance:** The material is not prone to splintering, cracking, chipping, peeling, or rotting, making it suitable for all-weather use.

## TROUBLESHOOTING

This section addresses common concerns. For issues not listed, please contact customer support.

- **Wobbling Table:** Ensure all assembly hardware is securely tightened. Check that the table is on a level surface.
- **Stains or Marks:** Most stains can be removed with soap and water. For stubborn marks, a soft brush and a mild abrasive cleaner can be used, followed by thorough rinsing.
- **Fading:** Polywood material is UV-stabilized to resist fading. If minor fading occurs over many years, it typically does not affect the structural integrity.

## SPECIFICATIONS

Brand	Polywood
Model Number	EMT4078BL
Color	Black
Product Dimensions (D x W x H)	78"D x 39.73"W x 29.25"H
Item Weight	142 Pounds
Material Type	High Density Polyethylene (Polywood Lumber)
Seating Capacity	6

Umbrella Hole Diameter	1.63 Inches
Indoor/Outdoor Usage	Outdoor




Image: Dimensional view of the Polywood Edge Dining Table, showing its length (78"), width (39.73"), and height (29.25").

## WARRANTY INFORMATION

The Polywood Edge Dining Table is backed by a comprehensive warranty:

- **Residential Warranty:** 20 years
- **Commercial Warranty:** 3 years

For detailed terms and conditions, please refer to the official Polywood website or contact customer support.

## ADDITIONAL RESOURCES

Explore the Polywood Martha Collection for complementary outdoor furniture:

Your browser does not support the video tag.

Video: An overview of the Polywood Martha Collection, showcasing various outdoor furniture pieces. This video is provided by Polywood.






# CUSTOMER SUPPORT

For further assistance, questions, or to report any issues, please contact Polywood customer support through their official website or the retailer where the product was purchased.

Visit the [Polywood Store on Amazon](#) for more products and information.

© 2023 Polywood. All rights reserved.

## Related Documents - EMT4078BL

	<p><a href="#">Polywood Furniture Assembly Instructions &amp; Product Information</a></p> <p>Comprehensive assembly instructions, cleaning tips, warranty information, and product details for Polywood furniture, including the Round 36" Dining Table and La Casa Cafe Bar Arm Chair.</p>
	<p><a href="#">POLYWOOD Long Beach Adirondack Chair Assembly Guide</a></p> <p>Comprehensive assembly instructions for the POLYWOOD AD7037, AD7037-V1 Long Beach Adirondack Chair. Includes tools, parts list, step-by-step guidance, warranty, and cleaning tips.</p>
	<p><a href="#">POLYWOOD 2202, 2202-V1 Long Beach Bar Stool Assembly Instructions</a></p> <p>Detailed assembly instructions for the POLYWOOD 2202, 2202-V1 Long Beach Bar Stool, including warranty, cleaning tips, and community information.</p>
	<p><a href="#">POLYWOOD Eastport Lounge Chair Assembly Instructions (LNGE300, LNGE300-V1)</a></p> <p>Official assembly instructions, warranty details, and cleaning tips for the POLYWOOD Eastport Lounge Chair (models LNGE300, LNGE300-V1). Learn how to assemble and care for your durable outdoor furniture.</p>
	<p><a href="#">Laura James Cube 10 Polywood Outdoor Dining Set Assembly Guide</a></p> <p>Detailed step-by-step instructions for assembling the Laura James Cube 10 Polywood outdoor dining set, including rattan chairs, footstools, and table. Features a parts list, hardware guide, and assembly tips.</p>