

Remax TWS-6

Remax TWS-6 Wireless Bluetooth Earphones User Manual

Model: TWS-6

INTRODUCTION

Thank you for choosing the Remax TWS-6 Wireless Bluetooth Earphones. This manual provides essential information for setting up, operating, and maintaining your earphones. Please read it carefully to ensure proper use and to maximize your listening experience.

PRODUCT OVERVIEW

The Remax TWS-6 earphones are designed for wireless audio playback and hands-free communication. They feature Bluetooth 5.0 connectivity for stable transmission and a built-in microphone for calls.



Image Description: The image displays the Remax TWS-6 wireless earphones resting inside their open white charging

case. The earphones are also white, with an in-ear design. The inside lid of the charging case shows product details:
Model: TWS-6, Distance: 10M, Output: 5V-200MA, MADE IN CHINA, FC CE RoHS markings.

Key Features:

- True Wireless Stereo (TWS) design
- Bluetooth Version 5.0 for stable connection
- Integrated microphone for calls
- Touch control for various functions
- Compact and lightweight charging case

SETUP

1. Charging the Earphones and Case:

1. Place both earphones into the charging case.
2. Connect the charging case to a power source using a compatible USB cable.
3. The indicator lights on the case and/or earphones will show charging status. Ensure a full charge before first use (approximately 1-2 hours).

2. Bluetooth Pairing:

1. Ensure the earphones are charged.
2. Open the charging case. The earphones will automatically power on and enter pairing mode.
3. On your device (smartphone, tablet, etc.), enable Bluetooth.
4. Search for available Bluetooth devices and select "Remax TWS-6" from the list.
5. Once connected, a voice prompt will confirm successful pairing.
6. For subsequent use, the earphones will automatically connect to the last paired device when removed from the case and Bluetooth is enabled on the device.

OPERATING INSTRUCTIONS

Power On/Off:

- **Power On:** Open the charging case, or long-press the touch area on both earphones for a few seconds.
- **Power Off:** Place the earphones back into the charging case and close the lid, or long-press the touch area on both earphones for several seconds until they power off.

Music Playback:

- **Play/Pause:** Single tap the touch area on either earphone.
- **Next Track:** Double tap the touch area on the right earphone.
- **Previous Track:** Double tap the touch area on the left earphone.

Call Management:

- **Answer/End Call:** Single tap the touch area on either earphone.
- **Reject Call:** Long-press the touch area on either earphone for 2 seconds.

Voice Assistant:

- **Activate Voice Assistant:** Triple tap the touch area on either earphone (functionality depends on your connected device).

MAINTENANCE

Cleaning:

- Use a soft, dry, lint-free cloth to clean the earphones and charging case.
- Do not use abrasive cleaners, alcohol, or chemical solvents.
- Gently clean the charging contacts on both the earphones and the case to ensure proper charging.

Storage:

- When not in use, store the earphones in their charging case to protect them and keep them charged.
- Store in a cool, dry place, away from extreme temperatures and direct sunlight.

TROUBLESHOOTING

• Earphones not pairing:

- Ensure both earphones are charged.
- Turn off Bluetooth on your device and turn it back on.
- Forget "Remax TWS-6" from your device's Bluetooth list and attempt to pair again.
- Restart your device.

• No sound from one earphone:

- Place both earphones back into the charging case, close the lid, wait a few seconds, then take them out again.
- Ensure both earphones are sufficiently charged.

• Earphones not charging:

- Ensure the charging cable is securely connected to both the case and the power source.
- Clean the charging contacts on the earphones and inside the case.
- Try a different charging cable or power adapter.

• Poor sound quality or intermittent connection:

- Ensure your device is within the 10-meter transmission distance of the earphones.
- Avoid obstacles between your device and the earphones.
- Check for interference from other wireless devices.

SPECIFICATIONS

Feature	Detail
Model	TWS-6
Bluetooth Version	5.0
Transmission Distance	10 meters
Frequency Response	20-20KHz

Working Time	3 hours
Standby Time	60 hours
Net Weight	49.5 grams
Microphone	Yes
Control Method	Touch
Output (Charging Case)	5V-200MA
Material	Plastic
Color	White

Safety Information

While the product information indicates no specific risks associated with its use, please observe the following general safety guidelines:







- Do not expose the earphones or charging case to extreme temperatures, direct sunlight, or moisture.
- Avoid dropping or subjecting the device to strong impacts.
- Do not attempt to disassemble or modify the earphones or charging case. This may void the warranty and cause damage.
- Keep out of reach of children and pets.
- Use only compatible charging cables and adapters.
- Avoid listening at excessively high volumes for prolonged periods to prevent hearing damage.

Warranty and Support

Specific warranty details for the Remax TWS-6 earphones are not provided in the product information. For warranty claims or technical support, please refer to the retailer where the product was purchased or contact Remax customer service directly through their official channels.

Please retain your proof of purchase for any warranty-related inquiries.

Related Documents - TWS-6

 <p>Stereofonní bezdrátová sluchátka Remax Marshmallow TWS-19 NÁVOD K OBSLUZE</p>	<p>Remax Marshmallow TWS-19 Wireless Earbuds: User Manual, Features, and Safety Guide</p> <p>Get detailed instructions for your Remax Marshmallow TWS-19 wireless earbuds. This guide covers setup, pairing, controls, battery management, safety precautions, and troubleshooting.</p>
<p>REMAX CX-01</p> <p>Руководство пользователя</p>  <p>Автомобильный видеорегистратор</p>	<p>REMAX CX-01 Руководство пользователя: Особенности, установка и эксплуатация</p> <p>Полное руководство пользователя для автомобильного видеорегистратора REMAX CX-01. Ознакомьтесь с функциями, комплектацией, установкой, рекомендациями и инструкциями по эксплуатации.</p>
<p>WATCH8</p> <p>SMART WATCH</p>  <p>Instrukcja obsługi</p>	<p>REMAX WATCH8 Smartwatch User Manual and Features</p> <p>Comprehensive user manual for the REMAX WATCH8 Smartwatch. Learn about its features, Bluetooth connectivity, app setup, health monitoring, sports tracking, and more. Includes technical specifications and safety precautions.</p>
 <p>Product Manual (English Z2) V2.3</p> <p>SLEEPBUDS Z2</p> <p>Dreamer Series True Wireless Music Earbuds</p>	<p>REMAX SleepBuds Z2 True Wireless Music Earbuds - User Manual</p> <p>Comprehensive user manual for REMAX SleepBuds Z2 Dreamer Series True Wireless Music Earbuds, covering features, specifications, operation, troubleshooting, and warranty information.</p>
<p>REMAX CX-03</p> <p>Руководство пользователя</p>  <p>Автомобильный видеорегистратор</p>	<p>Руководство пользователя видеорегистратора REMAX CX-03</p> <p>Подробное руководство пользователя для автомобильного видеорегистратора REMAX CX-03, охватывающее установку, эксплуатацию, функции и комплектацию.</p>
	<p>Remax RB-M52 Alarm Speaker User Manual</p> <p>User manual for the Remax RB-M52 Alarm Speaker, detailing its features, functions, and operation, including Bluetooth connectivity, clock and alarm settings, and audio modes.</p>



[\[pdf\]](#)

№ 2 67 лютий 2020 ERC TRX40 PRO має 16 фаз аби процесор «встигав» за iPhone 11 Pro Max XS
XR працює на базі Android 656860e2b29de erc ua upload uploaded files 095 |||

2 67 2020 04 08 16 24 40 4 - Philips: . 8 Sennheiser. 12 - 2 DS160W Mega Bass. 16
Sony: XB21, XB31 XB41. 20 Philips HTL1508. 22 TCL CES 2020. 24 ThinkPad X1
Extreme . 28 - ProBook. 32 ASUS ZenBook Edition 30 ...

lang:en score:9 filesize: 9.91 M page_count: 134 document date: 2023-09-26