

Casio WS-1200H

Casio WS-1200H Fishing Timer Quartz Watch Instruction Manual

Model: WS-1200H-2AVCF

INTRODUCTION

This manual provides detailed instructions for the operation and maintenance of your Casio WS-1200H Fishing Timer Quartz Watch. This timepiece is designed with features beneficial for outdoor activities, including a fishing mode, moon data, and 100-meter water resistance. Please read this manual thoroughly to ensure proper use and to maximize the watch's functionality.



Figure 1: Front view of the Casio WS-1200H Fishing Timer Quartz Watch. The digital display shows the current time, date, and a graphic indicator for fishing suitability, along with moon phase information.

INITIAL SETUP

Before using your watch, it is recommended to set the current time, date, and your home city. This ensures accurate operation of timekeeping, calendar, and specialized functions like Moon Data and Fishing Mode.

Setting the Time and Date

1. In the Timekeeping Mode, press and hold the **ADJUST** button (top left) until the city code starts to flash, indicating the setting screen.
2. Use the **SEARCH** button (bottom right) to scroll through the settings. The sequence typically includes City Code, DST (Daylight Saving Time), 12/24-hour format, Seconds, Hour, Minute, Year, Month, Day.
3. Use the **SET(+)** (top right) and **SET(-)** (bottom left) buttons to change the flashing value.
4. Once all settings are configured, press the **ADJUST** button to exit the setting screen.

Daylight Saving Time (DST)

To toggle Daylight Saving Time on or off, navigate to the DST setting during time and date setup and use the **SET(+)** or **SET(-)** buttons to select ON or OFF.

OPERATING MODES

The Casio WS-1200H features multiple modes accessible via the **MODE** button (bottom left). Pressing this button cycles through the modes in the following order: Timekeeping Mode → Fishing Mode → Moon Data Mode → Stopwatch Mode → Countdown Timer Mode → Alarm Mode → Dual Time Mode.

1. Timekeeping Mode

Displays the current time (hour, minute, second), day of the week, and date. This is the default mode.

2. Fishing Mode

This mode indicates the suitability of a specific time for fishing based on moon phase and moon age data. The watch uses fish icons to represent the fishing level:

- **No fish icon:** Low fishing suitability.
- **One fish icon:** Moderate fishing suitability.
- **Two fish icons:** Good fishing suitability.
- **Three fish icons:** Excellent fishing suitability.

To view fishing suitability for different times, use the **SET(+)** and **SET(-)** buttons to advance or rewind the time in one-hour increments. Press the **FISH-MOON** button (top left) to return to the current time's fishing suitability.

3. Moon Data Mode

Displays the moon phase and moon age for the current date. This information is crucial for the Fishing Mode's calculations.

- Press **SET(+)** or **SET(-)** to view moon data for different dates.

4. Stopwatch Mode

Measures elapsed time, split times, and two finishes. The stopwatch has a measuring capacity of 23 hours, 59 minutes, 59.99 seconds.

- Press **SEARCH** to start/stop the stopwatch.
- Press **SET(+)** to reset to zero when stopped.
- Press **SET(+)** to record a split time while the stopwatch is running. Press **SEARCH** to stop and display the final time.

5. Countdown Timer Mode

Functions as a countdown timer with a range from 1 minute to 24 hours. An alarm sounds when the countdown reaches zero.

- To set the countdown time: In Countdown Timer Mode, hold **ADJUST** until the hour setting flashes. Use **SET(+)** and **SET(-)** to adjust hours and minutes. Press **SEARCH** to move between hour and minute settings. Press **ADJUST** to confirm.
- Press **SEARCH** to start/stop the countdown.
- Press **SET(+)** to reset to the preset time when stopped.

6. Alarm Mode

The watch features multi-function alarms and an hourly time signal. You can set up to three independent alarms.

- To set an alarm: In Alarm Mode, use **SEARCH** to select the alarm number (AL1, AL2, AL3, SNZ for snooze, SIG for hourly signal). Hold **ADJUST** until the hour setting flashes. Use **SET(+)** and **SET(-)** to adjust hours and minutes. Press **SEARCH** to move between hour and minute settings. Press **ADJUST** to confirm.
- Press **SET(+)** to toggle the selected alarm or hourly time signal ON/OFF.

7. Dual Time Mode

Allows you to keep track of a second time zone. This is useful for travel or communicating with people in different regions.

- To set dual time: In Dual Time Mode, hold **ADJUST** until the hour setting flashes. Use **SET(+)** and **SET(-)** to adjust hours and minutes. Press **SEARCH** to move between hour and minute settings. Press **ADJUST** to confirm.

LED Light

Press the **LIGHT** button (top right) to illuminate the watch face for easy reading in low-light conditions.

MAINTENANCE

Proper maintenance ensures the longevity and optimal performance of your Casio watch.

Battery Replacement

The watch is powered by a CR2025 battery, which has an approximate life of 10 years. When the display becomes dim or functions become erratic, it may be time to replace the battery. It is recommended to have battery replacement performed by an authorized Casio service center to ensure water resistance is maintained.

Water Resistance

This watch features 100-meter water resistance. This means it is suitable for swimming, showering, and snorkeling. Do not operate buttons while the watch is wet or submerged, as this can compromise the water resistance.

Cleaning

Wipe the watch regularly with a soft, dry cloth to remove dirt and moisture. For resin bands, you can wash them with water and a mild soap, then rinse thoroughly and dry. Avoid using harsh chemicals or solvents.



Figure 2: The Casio WS-1200H watch is typically packaged in a branded box and may include a display stand.

TROUBLESHOOTING

If you encounter issues with your watch, refer to the following common solutions:

- **Display is blank or dim:** The battery may be low. Replace the battery as described in the Maintenance section.
- **Buttons are not responding:** Ensure the watch is not in a frozen state due to extreme cold. Allow it to return to normal operating temperature. If the issue persists, a battery replacement might be necessary.
- **Incorrect time or date:** Re-enter the time and date settings as described in the Initial Setup section. Ensure your home city and DST settings are correct.
- **Water inside the watch:** Immediately take the watch to an authorized Casio service center. Do not attempt to open the watch yourself, as this will void the warranty and may cause further damage.

SPECIFICATIONS

Model Number	WS-1200H-2AVCF
--------------	----------------

Case/Bezel Material	Resin
Band Material	Resin
Water Resistance	100 meters (10 BAR)
Approx. Battery Life	10 years on CR2025
Accuracy	±30 seconds per month
Dimensions (H x W x D)	Approx. 48.6 × 46.6 × 13.5 mm (based on similar models)
Weight	Approx. 42g (based on similar models)
Features	Fishing Mode, Moon Data, Dual Time, 1/100-second Stopwatch, Countdown Timer, Multi-function Alarms (3), Hourly Time Signal, LED Light, Full Auto-calendar (to year 2099), 12/24-hour format, Button operation tone on/off.



Note: Specifications are subject to change without notice.





WARRANTY AND SUPPORT

Your Casio watch is covered by a manufacturer's warranty. Please refer to the warranty card included with your purchase for specific terms and conditions, including warranty period and coverage details. For technical support, service, or inquiries about authorized service centers, please visit the official Casio website or contact their customer service department.
Official Casio Website: www.casio.com

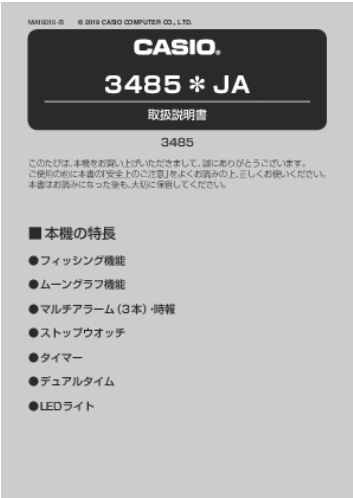
© 2025 Casio Computer Co., Ltd. All rights reserved.

Related Documents - WS-1200H


	<p>Casio Operation Guide 5627: Timekeeping, Fishing, Stopwatch, Alarms, and More</p> <p>Comprehensive operation guide for the Casio 5627 watch, detailing features such as timekeeping, fishing/moon mode, stopwatch, countdown timer, alarms, dual time, illumination, and operating precautions.</p>
	<p>Casio Watch Model 3458 Operation Guide</p> <p>Comprehensive operation guide for the Casio Watch Model 3458, covering timekeeping, world time, alarms, countdown timer, stopwatch, and reference information.</p>

	<p>Casio 3507 Operation Guide: Timekeeping, Moon/Tide Data, Stopwatch, Alarm, and Dual Time</p> <p>Comprehensive operation guide for the Casio 3507 watch, covering timekeeping, moon and tide data, stopwatch functions, alarm settings, dual time, and illumination. Includes detailed instructions and specifications.</p>
	<p>Casio ECW-M100 Watch User Manual</p> <p>Comprehensive user manual for the Casio ECW-M100 watch, detailing its features, operation, water resistance, alarms, stopwatch, world time, and technical specifications. Includes instructions for setting time, alarms, and using various modes.</p>
	<p>Casio 3238 Operation Guide</p> <p>This operation guide provides detailed instructions for using the Casio 3238 watch, covering timekeeping, alarms, countdown timer, stopwatch, dual time, and illumination features.</p>
	<p>CASIO Module No. 3254 BGD-121 User Manual - Timekeeping, Stopwatch, Timer, Alarms</p> <p>Comprehensive user manual for the CASIO Module No. 3254 BGD-121 watch. Learn how to set time and date, use world time, stopwatch, countdown timer, and alarms. Includes water resistance information and technical specifications.</p>

Documents - Casio – WS-1200H



[pdf]
QW 3485 CASIO COMPUTER CO LTD WS 1200H 1AJF qw3485 JA casio content dam global
support manuals watches 34 |||
...
lang: score:20 filesize: 1.64 M page_count: 36 document date: 2019-10-24




[\[pdf\]](#) User Manual

QW 3485 CASIO COMPUTER CO LTD Cliquez ici pour accéder à son manuel d utilisation Montre Casio
WS 1200H 3AVEF Pêche Tiffany Création qw3485 support casio storage fr manual FR 009 |||

...

lang: **score:19** filesize: 298.09 K page_count: 8 document date: 2019-09-24



[\[pdf\]](#) User Manual

QW 3485 CASIO COMPUTER CO LTD Descarga el manual WS 1200H 2AVEF 1AVEF Pesca Baroli 5
años de Garantía Oficial Reloj Casio baroli es 2020 02 Guía operación 29 — Utilice modo indicación la
hora para ajustar y ver fecha actual El indicador fase lunar página S 45 muestra |||

...

lang: **score:15** filesize: 297.18 K page_count: 8 document date: 2019-09-24