

Empava 30GR03

Empava 30-Inch Slide-In Freestanding Gas Range with Convection Oven (Model 30GR03)

Instruction Manual

INTRODUCTION

Thank you for choosing the Empava 30-Inch Slide-In Freestanding Gas Range. This appliance is designed to provide versatile cooking capabilities with its 4 sealed burners and 4.2 cubic feet convection oven. Please read this manual thoroughly before installation, operation, or maintenance to ensure safe and optimal performance.

IMPORTANT SAFETY INFORMATION

Always follow basic safety precautions when using this appliance to reduce the risk of fire, electric shock, or injury. Keep this manual for future reference.

- Ensure proper ventilation during operation.
- Do not store flammable materials near the appliance.
- Supervise children when the appliance is in use.
- Refer to local codes and regulations for gas and electrical connections.
- This appliance is pre-installed for natural gas and can be converted to liquid propane gas (LPG Conversion Kit Not Included). Conversion must be performed by a qualified technician.

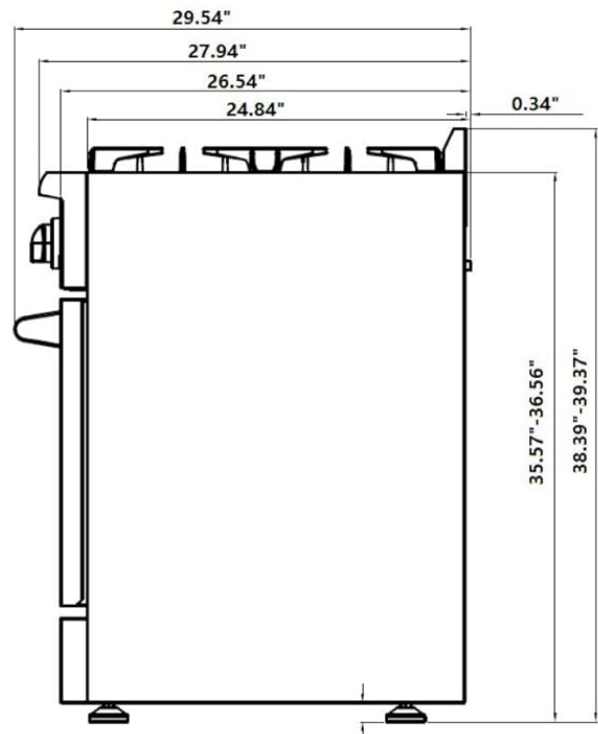
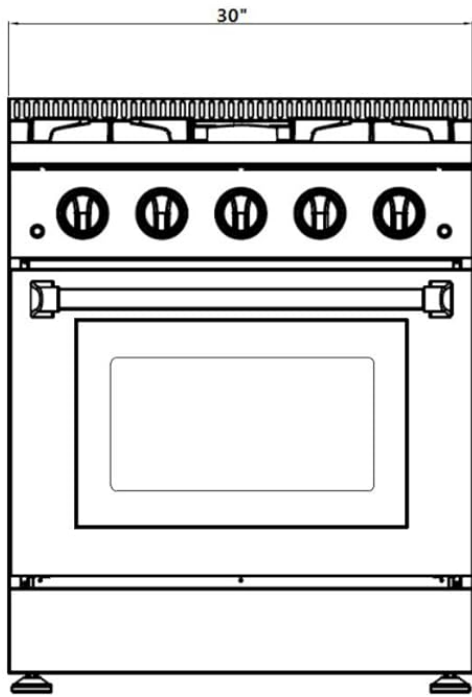
SETUP AND INSTALLATION

The Empava 30-Inch Gas Range can be installed as a freestanding unit or slide-in. Proper installation is crucial for safety and performance. It is recommended that installation be performed by a qualified professional.

Dimensions and Clearances

Refer to the diagram below for product and built-in dimensions to ensure proper fit and necessary clearances.

EMPV-30GR03



NG: Input Pressure: 7 inches, Output Pressure: 5 inches
LP: Input Pressure: 11 inches Output Pressure: 10 inches
Size of Regulator: ½ inch

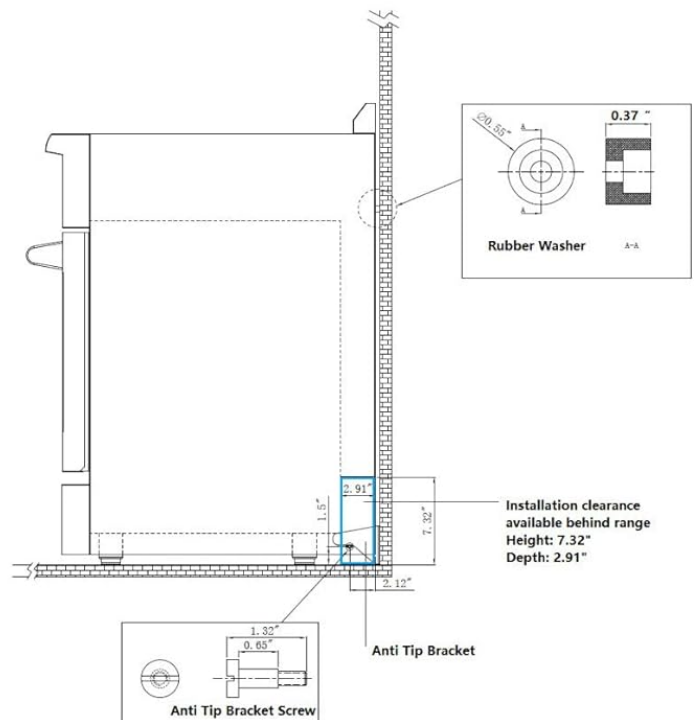
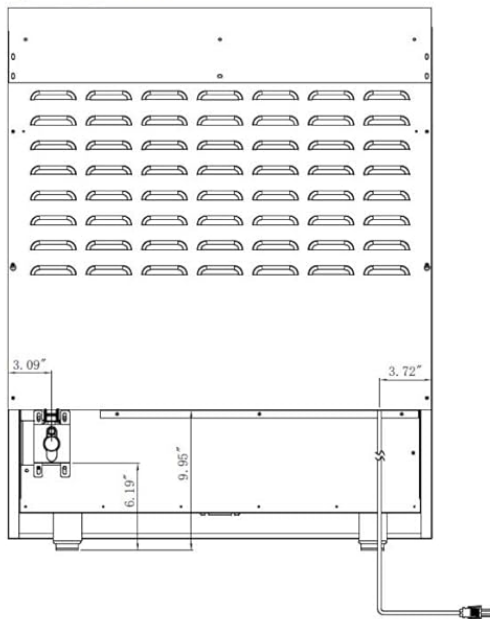


Figure 1: Product Dimensions and Built-in Clearances.

Product size: 30 in. W x 29.54 in. D x 39.37 in. H. Built-in size: 30.12 in. W x 24.84 in. D x 35.57 in. H. This diagram illustrates the overall dimensions of the range and the required space for installation, including gas and electrical connections.

Gas and Electrical Connections

- The range is pre-installed for natural gas and includes a gas regulator.
- An LPG Conversion Kit is not included but can be purchased separately for conversion to liquid propane gas. This conversion must be performed by a certified technician.
- The appliance comes with a pre-installed US standard 120V power cord for the electric ignitor.

Unboxing and Initial Setup

Carefully unbox the appliance and remove all packaging materials. Ensure all components listed in the "What's in the Box" section are present.

Your browser does not support the video tag.

Video 1: Empava Gas Range with Cooktop and Convection Oven Overview.

This video provides a general overview of the Empava Gas Range, showcasing its features and design. It can be helpful for understanding the appliance's components during initial setup.

OPERATING INSTRUCTIONS

Cooktop Operation

The cooktop features 4 sealed burners with varying BTU outputs for diverse cooking needs. The zinc alloy control knobs have blue LED lights to indicate when a burner is active.

- One 18,000-BTU burner for high-heat cooking.
- Two 12,000-BTU burners for general cooking.
- One dual-ring 650-15,000-BTU burner for precise simmering to rapid boiling.
- The deep recessed gas stove includes an automatic re-ignition function.



Figure 2: Top view of the Empava 30-Inch Gas Range Cooktop.

This image displays the four sealed burners and heavy-duty cast iron grates, highlighting the layout and robust construction of the cooktop.

Oven Operation

The 4.2 cubic feet convection oven offers multiple cooking functions and precise temperature control.

- **Broil Burner:** 13,000-BTU for effective broiling.
- **U-Shape Burner:** 22,000-BTU for even baking.
- **Convection Fan:** Distributes heat evenly, reducing cooking time and eliminating cold spots. Activated by a push-button control.
- **Temperature Control:** Set from 150°F to 500°F with a sensor probe for accurate monitoring.

- **Oven Racks:** Two removable flat nickel oven racks with 5 adjustable shelf positions.
- **Visibility:** 3-layer tempered glass door and halogen oven lights (push-button control) provide clear visibility of food.



Figure 3: Interior view of the Empava 30-Inch Gas Range Oven.

This image shows the spacious 4.2 cubic feet oven interior with two adjustable racks, the convection fan, and the halogen light for clear viewing.

Your browser does not support the video tag.

Video 2: Empava Gas Range with Oven and Cooktop Features.

This video demonstrates various features of the Empava Gas Range, including the oven and cooktop, providing a visual guide to its functionality.

MAINTENANCE AND CLEANING

Regular cleaning and maintenance will prolong the life of your appliance and ensure optimal performance.

- **Cooktop:** The stain and heat discoloration-resistant surface enamel tank is easy to clean with a quick wipe-down. Heavy-duty cast iron grates are dishwasher safe.
- **Oven:** The oven door can be removed for easy maintenance and cleaning. The enamel interior ensures corrosion protection and durability.
- **Burners:** Burner components can be easily disassembled for thorough cleaning.

TROUBLESHOOTING

If you encounter issues with your Empava Gas Range, refer to the following general troubleshooting tips. For detailed solutions, consult the full instruction manual or contact customer support.

- **Burner not igniting:** Check if the gas supply is on and if the burner components are correctly assembled and clean.
- **Oven not heating:** Ensure the oven is properly set to the desired temperature and function. Verify the power supply.
- **Uneven cooking:** For oven cooking, ensure the convection fan is active. For cooktop, use appropriate cookware size for the burner.

SPECIFICATIONS

Feature	Detail
Brand	Empava
Model Number	30GR03
Product Dimensions	30 x 29.45 x 39.37 inches
Item Weight	210 pounds
Installation Type	Slide-In & Freestanding
Capacity	4.2 Cubic Feet (Oven)
Fuel Type	Gas, Liquefied Petroleum Gas (convertible)
Burner Type	Sealed
Heating Elements	4 (Cooktop)
Oven Cooking Mode	Convection
Control Console	Knob
Color	Stainless Steel
Material Type	Cast Iron, Stainless Steel
Voltage	120 Volts
Certification	CSA
Included Components	1 Baking Tray with Cover, 2 Oven Racks, Gas Range, Installation Kit, Manual, Standard Plug Cord 120v (Electric Ignitor)

WARRANTY AND SUPPORT

This Empava Gas Range comes with a **2 Years US-Based Manufacturer Warranty**. For warranty claims, technical assistance, or to purchase replacement parts, please contact Empava customer support. Always refer to your

original purchase documentation for specific warranty terms and conditions.
For further assistance, please visit the [Empava Store on Amazon](#).