

Pyle PPHP82SM

Pyle PPHP82SM Portable Bluetooth PA Speaker System User Manual

Model: PPHP82SM

INTRODUCTION

This manual provides detailed instructions for the operation and maintenance of your Pyle PPHP82SM Portable Bluetooth PA Speaker System. Please read this manual thoroughly before using the device to ensure proper function and to prevent damage.

The Pyle PPHP82SM is a versatile portable PA speaker system designed for various applications, featuring Bluetooth connectivity, multiple audio inputs, a wired microphone, and integrated LED party lights. Its portable design with rolling wheels and an extending handle makes it suitable for both indoor and outdoor use.

PACKAGE CONTENTS

Verify that all items are present in the package:

- PA Speaker System
- Speaker Stand
- Wired Microphone
- Remote Control
- Power Adapter



Image: The Pyle PPHP82SM PA speaker system shown with its included accessories: a wired microphone, remote control, power adapter, and speaker stand.

SETUP

1. Charging the Speaker

Before initial use, fully charge the speaker's built-in rechargeable battery. Connect the included power adapter to the speaker's charging port and then to a standard wall outlet. The low battery level LED indicator will show charging status.



Image: The Pyle PPHP82SM speaker next to illustrations of batteries, indicating its built-in rechargeable battery and typical playing time of 3-6 hours.

Note: To prevent battery damage, turn off the power using the ON/OFF switch when the unit is not in use for extended periods.

2. Speaker Stand Assembly

1. Unfold the legs of the speaker stand until they are fully extended and stable.
2. Adjust the height of the stand to your desired level using the locking pin and knob. Ensure the pin is securely inserted and the knob is tightened.
3. Carefully place the PPHP82SM speaker onto the top pole of the assembled stand. Ensure it is stable and balanced.



Image: The Pyle PPHP82SM speaker mounted on its stand, positioned in a room with people dancing, demonstrating its use in a social setting.

3. Powering On/Off

Locate the power switch on the control panel. Flip the switch to the "ON" position to power on the speaker. Flip it to "OFF" to power down.

OPERATING INSTRUCTIONS

1. Bluetooth Wireless Streaming

1. Power on the PPHP82SM speaker.
2. Press the "MODE" button on the control panel or remote control until "BLUETOOTH" mode is selected. The Bluetooth indicator light will flash.
3. On your mobile device (smartphone, tablet, etc.), enable Bluetooth and search for available devices.
4. Select "PYLE PPHP82SM" from the list of devices. Once connected, the Bluetooth indicator light will stop flashing and remain solid.
5. You can now stream audio wirelessly from your device to the speaker.



Image: A person's hand interacting with a smartphone screen, showing a Bluetooth connection icon, with the Pyle PPHP82SM speaker in the background, illustrating wireless music streaming.

2. USB/SD Card Playback

1. Insert a USB flash drive or Micro SD card into the corresponding slot on the control panel.
2. The speaker will automatically switch to USB/SD mode and begin playing MP3 audio files. If it does not, press the "MODE" button to select USB/SD.
3. Use the control panel buttons (Play/Pause, Next, Previous) or the remote control to manage playback.

3. FM Radio Operation

1. Press the "MODE" button until "FM" mode is selected.
2. Press and hold the "Play/Pause" button to initiate an automatic scan for available FM stations. The speaker will save detected stations.
3. Use the "Next" and "Previous" buttons to navigate through the saved FM stations.

4. Microphone and AUX Input

- **Microphone:** Connect the wired microphone to the 1/4" (6.5mm) Microphone Input jack. Adjust the microphone volume using the dedicated "MIC VOL" knob on the control panel.
- **AUX Input:** Connect an external audio device (e.g., MP3 player, laptop) using a 3.5mm audio cable to the AUX (3.5mm) Input Jack. Press the "MODE" button to select AUX input.



Image: The Pyle PPHP82SM speaker in an outdoor setting with people, highlighting its multiple input options: USB, Micro SD, AUX IN, and MIC IN, suitable for a classic karaoke system.

5. Party Lights

The speaker features multi-color flashing LED party lights. These lights activate automatically when the speaker is powered on. There may be a dedicated button on the control panel or remote to cycle through light modes or turn them off, if available.



Image: A row of Pyle PPHP82SM speakers, each displaying different colored flashing LED lights (red, green, blue, yellow), illustrating the multi-color party light feature.

MAINTENANCE

- **Cleaning:** Use a soft, dry cloth to clean the exterior of the speaker. Do not use harsh chemicals or abrasive cleaners.
- **Battery Care:** To prolong battery life, avoid fully discharging the battery frequently. If storing the speaker for an extended period, ensure it is partially charged (around 50%) and recharge it every few months.
- **Storage:** Store the speaker in a cool, dry place away from direct sunlight and extreme temperatures.

TROUBLESHOOTING

Problem	Possible Cause	Solution
No power	Battery is discharged; Power switch is off.	Charge the speaker using the power adapter; Ensure the power switch is in the "ON" position.

Problem	Possible Cause	Solution
No sound	Volume is too low; Incorrect input mode selected; Device not connected properly.	Increase the master volume and source volume; Press "MODE" to select the correct input; Reconnect your device or microphone.
Bluetooth not connecting	Speaker not in Bluetooth mode; Device Bluetooth is off; Speaker is already connected to another device.	Ensure speaker is in Bluetooth mode; Turn on Bluetooth on your device; Disconnect from other devices and try pairing again. Ensure devices are within range.
USB/SD card not playing	Incorrect file format; Card/drive is corrupted; Incorrect mode selected.	Ensure files are in MP3 format; Try a different USB/SD card; Press "MODE" to select USB/SD.

SPECIFICATIONS

Feature	Detail
Power Output	400 Watt Peak / 200W RMS
Subwoofer	8 inches
Tweeter	1 inch
Impedance	3 Ohm
Connectivity	Bluetooth, USB, Micro SD, AUX (3.5mm), 1/4" Microphone Input
FM Radio	Yes, with Digital LCD Display
Battery	Built-in Rechargeable Battery (3600mAh, 3.7V)
Playing Time	3-6 hours (approx.)
Special Features	Multi-Color Flashing LED Party Lights, Rolling Wheels, Extending Carry Handle
Product Dimensions (L x W x H)	10.15 x 15.94 x 8.85 inches
Item Weight	9.18 pounds (4.17 Kilograms)
Model Number	PPHP82SM
UPC	842893120010

BASS AMPLIFICATION STRONG STEREO AUDIO



Image: An internal view of the Pyle PPHP82SM speaker, highlighting its 8-inch subwoofer and 1-inch tweeter, illustrating the components responsible for bass amplification and strong stereo audio.







WARRANTY AND SUPPORT

Pyle products are designed and manufactured to the highest quality standards. For warranty information or technical support, please refer to the official Pyle USA website or contact their customer service directly.

Online Support: www.pyleusa.com

Please retain your proof of purchase for any warranty claims.

Related Documents - PPHP82SM

	<p>Pyle PPHP1044B Wireless BT Streaming PA Speaker System User Guide</p> <p>User guide for the Pyle PPHP1044B Wireless BT Streaming PA Speaker System, detailing features, technical specifications, and troubleshooting.</p>
	<p>Pyle PPHP82SM Wireless BT Streaming PA Speaker System User Manual</p> <p>Comprehensive user manual for the Pyle PPHP82SM portable PA speaker system. Learn about features, controls, technical specifications, and troubleshooting for this 400W Bluetooth speaker with microphone, LED party lights, and FM radio.</p>
	<p>PYLE PPHP122SM/PPHP1525M Wireless BT Streaming PA Speaker User Manual & Features</p> <p>Comprehensive user manual for the PYLE PPHP122SM and PPHP1525M portable PA karaoke speakers. Features include wireless Bluetooth streaming, wired microphone input, LED party lights, FM radio, MP3/USB/SD playback, and detailed technical specifications.</p>
	<p>Pyle PSBT85A Portable Bluetooth PA Speaker FAQs</p> <p>Frequently asked questions and answers about the Pyle PSBT85A portable Bluetooth PA speaker, covering battery life, charging, connectivity, sound, and troubleshooting.</p>
	<p>Pyle PPHP2109B Dual 10" PA Loudspeaker & Karaoke System User Guide</p> <p>User manual for the Pyle PPHP2109B Dual 10" PA Loudspeaker and Karaoke Entertainment System. Features include active powered speaker, DJ party lights, MP3/USB/SD, FM radio, wireless microphone, and 600W max power. Includes safety, setup, and operation instructions.</p>
	<p>Pyle PSBT105A: Portable PA Speaker with Wireless Microphone</p> <p>Discover the Pyle PSBT105A, a versatile portable PA speaker system featuring Bluetooth streaming, a wireless UHF microphone, and a built-in rechargeable battery. Ideal for karaoke, events, and public address.</p>