

**bopmen S80 headphones**

# Bopmen S80 Wireless and Wired Bluetooth Headphones User Manual

Model: S80 Headphones

Brand: bopmen

## 1. INTRODUCTION

Thank you for choosing the Bopmen S80 Wireless and Wired Bluetooth Headphones. These headphones are designed to provide a superior audio experience with professional-grade 40mm transducers, delivering incredibly rich and clear sound layers. With up to 18 hours of battery life and versatile wired and wireless connectivity options, the S80 offers both convenience and high-fidelity sound for various devices including smartphones, MP3 players, tablets, and laptops.



*Image 1.1: A user enjoying music with the Bopmen S80 headphones, highlighting their comfortable design and suitability for relaxed listening.*

## 2. SAFETY INFORMATION

Please read all safety warnings and instructions carefully before using this product to ensure safe operation and prevent damage.

- **Hearing Protection:** Avoid using headphones at high volume for extended periods to prevent hearing damage.
- **Driving Safety:** Do not use headphones while driving or cycling, or in any situation where your ability to hear ambient sounds could be compromised.
- **Charging:** Use only the provided charging cable and a compatible power source. Do not attempt to charge the headphones with damaged cables or in wet conditions.
- **Cleaning:** Clean the headphones with a soft, dry cloth. Do not use liquid cleaners or aerosols.
- **Temperature:** Do not expose the headphones to extreme temperatures (hot or cold) or high humidity.
- **Disassembly:** Do not attempt to disassemble or modify the headphones. This will void the warranty and may cause damage.

### 3. PACKAGE CONTENTS

Verify that all items listed below are included in your package:

- Bopmen S80 Wireless and Wired Bluetooth Headphones
- Micro USB Charging Cable
- 3.5mm Audio Cable
- Carrying Pouch
- User Manual (this document)

## In The Box



Image 3.1: Visual representation of the items included in the Bopmen S80 headphone box.

### 4. PRODUCT OVERVIEW

Familiarize yourself with the various parts and controls of your Bopmen S80 headphones.



Image 4.1: Detailed diagram of the Bopmen S80 headphone controls and ports.

## Key Components:


- **Volume Up / Next Track Button:** Press to increase volume, hold to skip to the next track.
- **Multi-function Button:** Power On/Off, Play/Pause, Answer/End Call, Bluetooth Pairing.
- **Volume Down / Previous Track Button:** Press to decrease volume, hold to go to the previous track.
- **LED Indicator:** Shows power, charging, and Bluetooth status.
- **Micro USB Charging Port:** For charging the headphones.
- **Built-in Microphone:** For hands-free calls.
- **3.5mm Aux-in Jack:** For wired audio connection.
- **Call / Siri Button:** For managing calls or activating voice assistant.

# Superior Design

Unparalleled Comfort



Comfortable



Adjustable



Prevent  
falling off

Image 4.2: Design features emphasizing comfort and adjustability of the S80 headphones.



# Hi-Fi Sound & Deep Bass

Wireless or wired audio connection



*Image 4.3: Illustration of the dual 40mm Neodymium drivers, responsible for the high-fidelity sound.*

## 5. SETUP

### 5.1. Charging the Headphones

Before first use, fully charge the headphones. A full charge provides up to 18 hours of playback.

1. Connect the Micro USB charging cable to the charging port on the headphones.
2. Connect the other end of the USB cable to a USB power adapter (not included) or a computer's USB port.
3. The LED indicator will glow red during charging.
4. Once fully charged, the LED indicator will turn blue or turn off (refer to specific model behavior).




Image 5.1: Visual representation of the long battery life of the S80 headphones.

## 5.2. Bluetooth Pairing

To connect your headphones wirelessly to a device:

1. Ensure the headphones are charged and turned off.
2. Press and hold the Multi-function Button for approximately 5-7 seconds until the LED indicator flashes red and blue alternately. This indicates pairing mode.
3. On your device (smartphone, tablet, PC), enable Bluetooth and search for available devices.
4. Select "Bopmen S80" from the list of found devices.
5. Once successfully paired, the LED indicator will flash blue slowly, and you may hear a confirmation tone.
6. If prompted for a password, enter "0000".

*Note: The headphones will automatically attempt to reconnect to the last paired device when powered on.*

## 6. OPERATING INSTRUCTIONS

### 6.1. Power On/Off

- **Power On:** Press and hold the Multi-function Button for 3 seconds. The LED indicator will flash blue.

- **Power Off:** Press and hold the Multi-function Button for 3 seconds. The LED indicator will flash red and then turn off.

## 6.2. Music Playback (Bluetooth Mode)

- **Play/Pause:** Press the Multi-function Button once.
- **Volume Up:** Press the Volume Up button.
- **Volume Down:** Press the Volume Down button.
- **Next Track:** Hold the Volume Up button.
- **Previous Track:** Hold the Volume Down button.

## 6.3. Phone Calls (Bluetooth Mode)

The built-in microphone with CVC6.0 noise reduction technology ensures clear communication.

- **Answer Call:** Press the Multi-function Button once.
- **End Call:** Press the Multi-function Button once during a call.
- **Reject Call:** Hold the Multi-function Button for 2 seconds.
- **Redial Last Number:** Double-press the Multi-function Button.
- **Activate Voice Assistant (Siri/Google Assistant):** Press the Call/Siri button once.

## 6.4. Wired Mode (3.5mm Audio Cable)

You can use the headphones even when the battery is depleted or for devices without Bluetooth connectivity.

1. Connect one end of the 3.5mm audio cable to the Aux-in Jack on the headphones.
2. Connect the other end to the 3.5mm audio output of your device.
3. In wired mode, the headphone's controls (volume, track skip, call functions) will not work. Control playback and volume directly from your connected device.

# 7. MAINTENANCE

Proper care will extend the life of your Bopmen S80 headphones.

- **Cleaning:** Wipe the headphones with a soft, dry, lint-free cloth. Do not use abrasive cleaners, alcohol, or chemical solvents.
- **Storage:** When not in use, store the headphones in the provided carrying pouch to protect them from dust and scratches. Store in a cool, dry place.
- **Battery Care:** To maintain battery health, charge the headphones at least once every three months if not used regularly. Avoid fully discharging the battery frequently.
- **Avoid Water:** These headphones are not waterproof. Avoid exposure to water, rain, or excessive moisture.

# 8. TROUBLESHOOTING

If you encounter any issues with your headphones, refer to the following common problems and solutions:

Problem	Possible Cause	Solution
---------	----------------	----------



Problem	Possible Cause	Solution
Headphones do not power on.	Low battery.	Charge the headphones fully.
Cannot pair with device.	Headphones not in pairing mode; device Bluetooth off; too far from device.	Ensure headphones are in pairing mode (flashing red/blue). Turn device Bluetooth off/on. Move headphones closer to device (within 10m/33ft).
No sound or low volume.	Volume too low on headphones or device; incorrect audio source; wired cable not fully inserted.	Increase volume on both headphones and device. Ensure correct audio output is selected on your device. For wired mode, ensure the 3.5mm cable is fully inserted into both jacks.
Sound distortion or crackling.	Interference; low battery; device too far.	Move away from other wireless devices. Charge headphones. Move closer to the paired device.
Microphone not working.	Incorrect input device selected on PC/laptop; software issue.	Check audio input settings on your device. Restart the device.

If the problem persists, please contact customer support.

## 9. SPECIFICATIONS

Feature	Detail
Model Name	bopmen S80
Connectivity Technology	Wireless (Bluetooth), Wired (3.5mm Jack)
Bluetooth Version	(Not specified in input, common for headphones)
Driver Size	40mm Neodymium Drivers
Frequency Range	20 Hz - 20,000 Hz
Battery Life	Up to 18 hours (playback)
Charging Time	(Not specified in input)
Charging Port	Micro USB
Microphone	Built-in with CVC6.0 Noise Reduction
Compatible Devices	Smartphones, MP3 players, tablets, laptops
Material	Metal (headband/frame)

Feature	Detail
Ear Placement	Over-Ear (Circum-Aural)
Special Features	Fast Charge, Hands-free Calling, Foldable Design (implied by carrying pouch)

## 10. WARRANTY AND SUPPORT

### 10.1. Warranty Information

Bopmen products are covered by a limited warranty from the date of purchase. Please refer to the warranty card included in your package or visit the official bopmen website for detailed warranty terms and conditions. The warranty typically covers manufacturing defects but does not cover damage caused by misuse, accidents, unauthorized modifications, or normal wear and tear.


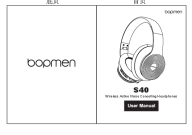

### 10.2. Customer Support

If you have any questions, require technical assistance, or need to claim warranty service, please contact bopmen customer support through their official website or the contact information provided with your purchase. When contacting support, please have your product model (S80) and proof of purchase ready.

**Online Resources:** For FAQs and additional support, please visit the official bopmen support page.

© 2023 bopmen. All rights reserved.  
This manual is subject to change without notice.

## Related Documents

	<p><a href="#">Bopmen S40 Headphones FAQ and Quick Guide</a></p> <p>A quick guide and FAQ for Bopmen S40 headphones, covering common issues like no sound, poor sound quality, bad connection, Bluetooth pairing problems with TVs and other devices, and fitting issues. Provides solutions and contact information for further assistance.</p>
	<p><a href="#">Bopmen S40 Wireless Active Noise Cancelling Headphones User Manual</a></p> <p>User manual for the Bopmen S40 Wireless Active Noise Cancelling Headphones. Covers safety, features, operation, specifications, and troubleshooting for these ANC Bluetooth headphones.</p>
	<p><a href="#">Bopmen S40 Wireless Active Noise Cancelling Headphones User Manual</a></p> <p>This user manual provides instructions for the Bopmen S40 Wireless Active Noise Cancelling Headphones, covering safety guidelines, features, operation, and troubleshooting.</p>

