

Eagle UI-10-FS

Eagle UI-10-FS Gasoline Safety Can User Manual

Model: UI-10-FS | Brand: Eagle

INTRODUCTION

This manual provides essential information for the safe and effective use, setup, operation, and maintenance of your Eagle UI-10-FS Type I Gasoline Safety Can. Please read this manual thoroughly before using the product and retain it for future reference. This safety can is designed for the safe storage and dispensing of flammable liquids, specifically gasoline.

SAFETY INFORMATION

WARNING: Flammable Liquid Hazard. Gasoline is extremely flammable and its vapors are explosive. Always use in a well-ventilated area. Keep away from ignition sources, open flames, sparks, and heat. Do not smoke while handling gasoline. Keep out of reach of children.

Always wear appropriate personal protective equipment (PPE) such as gloves and eye protection when handling gasoline.

PRODUCT OVERVIEW



Figure 1: Eagle UI-10-FS Red Galvanized Steel Type I Gasoline Safety Can with Funnel. This image shows the red safety can with its yellow funnel attached, ready for use. The can features a carrying handle and a spring-loaded cap for secure closure.

The Eagle UI-10-FS is a 1-gallon capacity Type I safety can constructed from galvanized steel, designed for the safe handling and storage of gasoline. It features a durable red finish, a spring-loaded cap for automatic closure, and comes with a yellow funnel for easy pouring.

SETUP

- Unpacking:** Carefully remove the safety can and funnel from its packaging. Inspect for any damage that may have occurred during shipping. Do not use if damaged.
- Familiarization:** Identify the main components: the can body, the spring-loaded cap, the carrying handle, and the yellow pouring funnel.
- Initial Cleaning:** Before first use, it is recommended to wipe down the exterior of the can with a damp cloth to remove any dust or debris. Ensure the interior is dry before filling.

OPERATING INSTRUCTIONS

Filling the Can:

- Ensure the can is on a stable, level surface.
- Open the spring-loaded cap by pressing the lever.
- Insert the yellow funnel into the opening.
- Slowly pour gasoline into the can, ensuring not to overfill. Leave an air space (approximately 5% of the can's volume) to allow for thermal expansion of the fuel.
- Remove the funnel and securely close the spring-loaded cap. Ensure it snaps shut.

Dispensing Fuel:

- Position the can near the receiving tank (e.g., lawnmower, generator).
- Open the spring-loaded cap.
- Carefully tilt the can to pour the fuel. The funnel can be used to direct the flow more precisely.
- Once dispensing is complete, return the can to an upright position and ensure the cap closes automatically and securely.

Always store the can in a cool, dry, well-ventilated area away from direct sunlight and heat sources.

MAINTENANCE

- Regular Inspection:** Periodically inspect the can for signs of rust, dents, leaks, or damage to the cap mechanism. Do not use a damaged can.
- Cleaning:** Clean the exterior of the can with a mild detergent and water. Do not use abrasive cleaners or solvents that could damage the finish. Ensure the can is completely dry before storing or refilling.
- Cap Mechanism:** Ensure the spring-loaded cap operates smoothly and seals tightly. If it becomes stiff, a small amount of silicone lubricant can be applied to the hinge, avoiding contact with the fuel opening.

TROUBLESHOOTING

Problem	Possible Cause	Solution
Cap does not seal properly.	Debris in sealing area, damaged gasket, or bent mechanism.	Clean sealing area. Inspect gasket for damage; replace if necessary. If mechanism is bent, discontinue use and replace the can.

Problem	Possible Cause	Solution
Fuel flow is slow or erratic.	Ventilation issue, or funnel partially blocked.	Ensure the can's vent is clear (part of the cap mechanism). Check funnel for obstructions.
Can shows signs of rust or corrosion.	Exposure to moisture or harsh chemicals.	Clean and dry the can thoroughly. Store in a dry environment. If corrosion is severe, discontinue use.

SPECIFICATIONS

- Model:** UI-10-FS
- Brand:** Eagle
- Capacity:** 1 Gallon (3.78 Liters)
- Fuel Type:** Gasoline
- Material:** Galvanized Steel (Alloy Steel)
- Color:** Red
- Product Dimensions:** Approximately 9 inches (W) x 8 inches (H) (9 x 9 x 10 inches overall)
- Item Weight:** Approximately 3.5 pounds (1.59 kg)
- UPC:** 048441221325
- Type:** Type I Safety Can

DISPOSAL

When the product reaches the end of its useful life, dispose of it responsibly according to local regulations for metal products and hazardous material containers. Ensure the can is completely empty and free of fuel vapors before disposal.


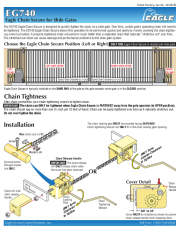


CONTACT AND SUPPORT

For further assistance or inquiries regarding your Eagle UI-10-FS Safety Can, please visit the official Eagle website or contact their customer support. Refer to the product packaging or the Eagle brand store on Amazon for specific contact details.

Note: Warranty information is typically provided with the product packaging or available on the manufacturer's official website.



Related Documents


	<p>Eagle EA-10000 Silent Series 3 HP 60 Gallon Oil-Free Air Compressor</p> <p>Discover the Eagle EA-10000 Silent Series air compressor, featuring a 3 HP, 60-gallon oil-free tank, 10.5 CFM @ 100 PSI, and ultra-quiet operation at 59 dB. Designed for professionals, it offers low maintenance and proven performance.</p>
	<p>EG740 Eagle Chain Secure for Slide Gates Installation and Operation</p> <p>Learn how to install and operate the EG740 Eagle Chain Secure for slide gates. This guide covers chain tightness, installation steps, and important operational notes for optimal performance.</p>
	<p>Eagle EG654 Wireless Keypad User Manual</p> <p>User manual for the Eagle EG654 Wireless Keypad, detailing safety instructions, product features, and password setting procedures for the Eagle Chrome Series.</p>
	<p>Eagle EG654 Wireless Keypad User Guide: Syncing, Operation, and Installation</p> <p>Comprehensive guide for the Eagle EG654 Wireless Keypad, covering keypad syncing with operators, regular operation for channels A and B, password reset procedures, and installation steps. Includes troubleshooting tips and contact information.</p>

Documents - Eagle – UI-10-FS



[pdf] Flyer Label

Global Industrial EAGLE Simply Cantastic Flyer globalindustrial ca reseller images s |||
SIMPLY CANTASTIC The Only Deep Drawn Seamless Can Available 100 Percent
Leak Tested Patented Comf ... EL Model UI-50-SY TYPE I SAFETY CANS w/out
Funnel w/Funnel UI-2-S - UI-4-S UI-4-FS UI-10-S **UI-10-FS** UI-20-S UI-20-FS UI-25-S
UI-25-FS UI-50-S UI-50-FS KEROSENE Model UI-50-SB COMBUSTI...
lang:en score:16 filesize: 1.05 M page_count: 2 document date: 2015-09-08




[\[pdf\]](#) Specifications

Eagle Manufacturing UI 50 SY Turtle Hughes 10 S Specification Sheet externalassets unilogcorp

ASSETS DOCUMENTS ITEMS EN |||

MA13-0868 EAGLE MANUFACTURING COMPANY Type II Safety Cans F-15 funnel U2-51-S U2-26-S Galvaniz ... ight 8 8-3/4 10 9-1/2 10 13-1/2 Without Funnel With Funnel UI-2-S -- UI-4-S -- UI-10-S **UI-10-FS** UI-20-S UI-20-FS UI-25-S UI-25-FS UI-50-S UI-50-FS Weight 1.96 lbs. 2.59 lbs. 3.52 l...

lang:en score:15 filesize: 195.65 K page_count: 1 document date: 2013-06-25



[\[pdf\]](#) Specifications

SPECIFICATION Eagle 2 5 gal Safety Can in Red Ferguson 288279 5566042 specification fergusonprod

a bigcontent io v1 static |||

SAFETY / NAV / COM SS17-1048 EAGLE MANUFACTURING COMPANY Type II Safety Cans U2-11-S F-15 funne ... ight 8 8-3/4 10 9-1/2 10 13-1/2 Without Funnel With Funnel UI-2-S -- UI-4-S -- UI-10-S **UI-10-FS** UI-20-S UI-20-FS UI-25-S UI-25-FS UI-50-S UI-50-FS Weight 1.96 lbs. 2.59 lbs. 3.52 l...

lang:en score:15 filesize: 364.78 K page_count: 1 document date: 2017-07-12



[\[pdf\]](#)

Compliance Solutions Facility Survey Eagle Mfg EAGLE S CLAWS Program is designed as a compliance evaluation system utilized to promote employee and public safety property protection environmental eagle claws srsltid AfrmBOopUa ehdPeVq 7MLhct9oIZJd7piBUGz94MSGRTOJYseAH0NQh3 justrite media wysiwyg literature cat thumb |||

Since 1894 eagle-mfg.com Compliance Solutions Facility Survey C.L.A.W.S. Containment Liquid Handling ... lly LIQUID HANDLING Type I Safety Cans UI-2-FS 1 Qt. Metal - Red UI-4-FS 2 Qt. Metal - Red **UI-10-FS** 1 Gal. Metal - Red UI-20-FS 2 Gal. Metal - Red UI-25-FS 2.5 Gal. Metal - Red UI-25-FS...

lang:en score:13 filesize: 1.13 M page_count: 20 document date: 2019-03-01



[Oregon 2019 Catalog: Outdoor Power Equipment & Forestry Tools](#)

Explore the 2019 Oregon catalog featuring a comprehensive range of outdoor power equipment, including cordless chainsaws, mowers, trimmers, and log splitters, alongside forestry tools and accessories. Find detailed product information and application guides.

lang:en score:13 filesize: 231.3 M page_count: 1716 document date: 2019-02-19



[pdf] Catalog

Eagle Catalog 2014 absupply net

Protecting People, Property and the Planet. Since 1894 eagle-mfg.com Product Catalog Safety Cabinets ... WxH Weight Construction UI-2-S 1qt. 5 W 8 H 1.96 lbs. Galvanized DIESEL UI-4-S 2qt. UI-10-S **UI-10-FS** 1gal. 9 W 55/16 H 9 W 8 H 2.25 lbs. Galvanized 3.52 lbs. Galvanized TYPE I SAFETY ...

lang:en score:13 filesize: 18.47 M page_count: 60 document date: 2014-02-04




[pdf] Datasheet Declaration of Conformity Catalog

Eagle UI 25 SB Catalog assets unilogcorp 2 ITEM DOC |||

Product Catalog SAFETY CABINETS SAFETY CANS SPILL CONTAINMENT POLY DRUMS MATERIAL HANDLING SAFETY ... S UI-4-FS 2 qt./2 L 9 in./22.9 cm. 55/16 in./13.5 cm. 2.25 lbs./1.1 kg. Galvanized DIESEL UI-10-S **UI-10-FS** 1 gal./3.8 L UI-20-S UI-20-FS 2 gal./7.6 L 9 in./22.9 cm. 8 in./20.4 cm. 11 1/4 in./28.6 ...

lang:en score:11 filesize: 14.22 M page_count: 72 document date: 2017-05-18



[pdf] Catalog


BBv11 ForCD Others mmccormi 06 106 fastenal 80 catalog pages 2013 |||

6106 Safety Cans, Funnels Spouts, Smoking Urns, Liners Safety Cans Type I Steel Safety Cans Eagl ... S Color - Blue Part No. 1001080 991-UI-50FSB Color - Yellow Part No. 991-UI-50FSY Mfg. No. UI-10-S **UI-10-FS** UI-20-FS UI-50-S UI-50-FS Mfg. No. UI-20-FSB UI-50FSB Mfg. No. UI-50FSY Capacity 1 gal 1 g...

lang:en score:11 filesize: 543.15 K page_count: 1 document date: 2013-08-08

EAGLE Model UI-10-S Type-I Safety Cans

- 1 gallon capacity
- 9" diameter x 10" height
- UL, ULC, FM approved
- Weight: 3.31 lbs.
- Model UI-10/FS includes F-15 Funnel



The image shows a red metal safety can with a black handle. The label is yellow with black text. It features the Eagle logo at the top, followed by 'EAGLE' in large letters, 'TYPE I' in smaller letters, and 'SAFETY CAN' in large letters. Below that, it says '1 GALLON CAPACITY' and 'UL, ULC, FM APPROVED'. At the bottom of the label, it says 'EAGLE' again.

[\[pdf\]](#) Specifications

Eagle Manufacturing 304 737 3171 Specifications Type I Red Safety Can 1 Gallon USABlueBook 42600

426002 usabluebook product attachment |||

Model UI-10-S Type-I Safety Cans q 1 gallon capacity q 9 diameter x 10 height q UL, ULC, FM approved q Weight: 3.31 lbs. q Model **UI-10-FS** includes F-15 Funnel ...

lang:en score:11 filesize: 35.32 K page count: 1 document date: 2001-11-05

[illegible]

[\[pdf\]](#) Specifications

SPECIFICATION *NLA 1 2G WHIT POLYE LA Ferguson 1021240 6710048 specification fergusonprod a
bigcontent io v1 static ||

Eagle Products Listing	Eagle Model	Capacity	Description	Eagle Model	Capacity
Description CONTAINM...	Ily	LIQUID HANDLING	Type I Safety Cans	UI-2-FS	1 Qt.
Metal - Red	UI-4-FS	2 Qt.	Metal - Red	UI-10-FS	1 Gal.
Metal - Red	UI-20-FS	2 Gal.			
Metal - Red	UI-25-FS	2.5 Gal.	Metal - Red	UI-25-FSY	...

lang:en score:10 filesize: 108.65 K page count: 1 document date: 2020-06-09