

[Manuals.plus](#) /

› [FLEXISPOT](#) /

› FLEXISPOT EG1 Electric Height Adjustable Desk User Manual (120x60 cm, White)

FLEXISPOT EG1

FLEXISPOT EG1 Electric Height Adjustable Desk

Model: EC1+PR1206 Bianco

1. INTRODUCTION

Thank you for choosing the FLEXISPOT EG1 Electric Height Adjustable Desk. This manual provides essential information for the safe assembly, operation, and maintenance of your new desk. Please read these instructions carefully before use and retain them for future reference.

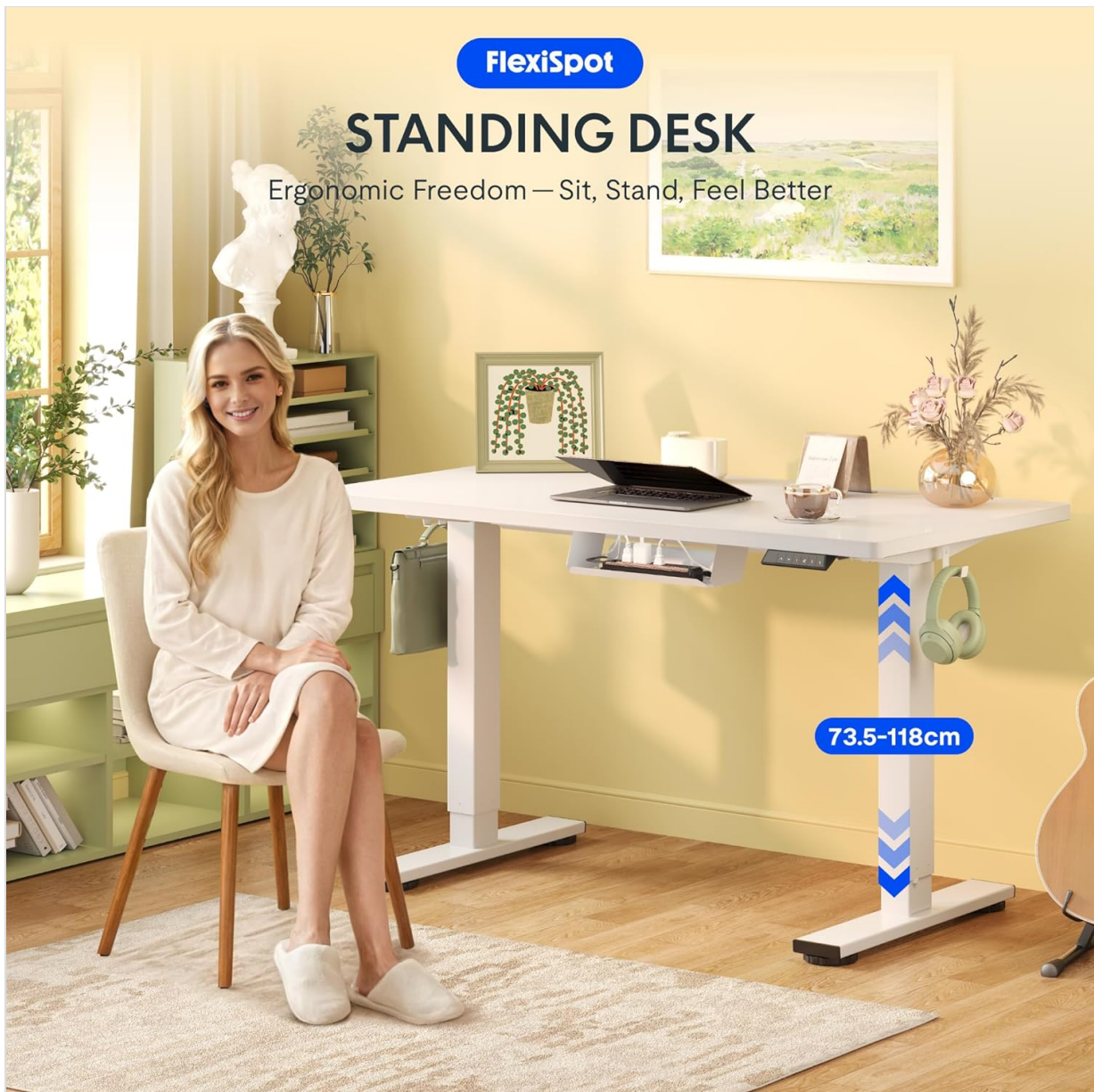


Image 1.1: The FLEXISPOT EG1 Electric Height Adjustable Desk in use, demonstrating its standing functionality.

2. SAFETY INFORMATION

- **Read all instructions:** Ensure you understand all assembly and operating instructions before using the desk.
- **Load Capacity:** Do not exceed the maximum load capacity of 70 kg (dynamic) / 85 kg (static) on the desktop. Overloading can cause damage or injury.
- **Assembly:** Assemble the desk carefully according to the instructions. It is recommended that **two people** perform the assembly.
- **Power Supply:** Use only the provided power adapter. Ensure the power cord is not damaged or pinched.
- **Clearance:** Keep the area around the desk clear during height adjustments to prevent obstructions or collisions.
- **Children and Pets:** Keep children and pets away from the desk during operation to prevent accidents.
- **Anti-Collision System:** The desk is equipped with an anti-collision system. However, always exercise caution during adjustments.

- **Maintenance:** Disconnect the power supply before cleaning or performing any maintenance.

Warning: Assemble the desk carefully according to the instructions and do not exceed the load capacity of 70 kg without the desktop to prevent risk of injury or damage to the desk.

3. PACKAGE CONTENTS

Verify that all components are present and undamaged before beginning assembly. All necessary assembly tools are included in the package.

- Desktop (120 x 60 cm, White)
- Desk Frame (White)
- Motorized Lifting Columns
- Control Panel
- Power Adapter and Cable
- Cable Management Tray
- Side Hooks
- Assembly Hardware and Tools
- User Manual

4. ASSEMBLY INSTRUCTIONS

Follow the included assembly manual for detailed, step-by-step instructions. Ensure all connections are secure before use. Assembly is required and recommended for two people.

4.1 Cable Management Tray Installation

The desk includes a small drawer under the desktop for cable management, helping to keep your workspace tidy and safe. Install this tray as indicated in the assembly guide.

ONE-PIECE DESKTOP, SEAMLESS STYLE

One Clean Surface, Beautifully Simple



Image 4.1: Under-desk cable management tray, designed to organize power strips and cables.

4.2 Side Hooks Attachment

Attach the provided hooks to either side of the desk frame. These hooks are useful for hanging laptop bags, headphones, or other accessories, optimizing your workspace.

Max. Speed: 15mm/s

Low Noise Level: <50dB

Standby Power Consumption: <0.5W

Input Voltage: AC100-240V

Anti-Collision Rebound Function



Image 4.2: The desk features dual side hooks for accessories, anti-slip foot pads for stability, and a wheel-compatible design for mobility.

5. OPERATING INSTRUCTIONS

The FLEXISPOT EG1 desk features a motorized lifting mechanism for easy height adjustments and a smart control panel for personalized settings.

5.1 Height Adjustment

The motorized lifting mechanism allows for smooth height adjustments from 71 cm to 121 cm. The adjustment speed is approximately 2.5 cm/s, with a low noise level of less than 50 dB during operation.



Image 5.1: The desk offers a comfortable height range from 73.5 cm to 118 cm, suitable for various users and activities.

5.2 Smart Control Panel

The control panel features up/down buttons for manual adjustment and four memory presets to save your preferred sitting and standing heights. The LED display shows the current desk height.

- **Up/Down Buttons:** Press and hold the ▲ (Up) or ▼ (Down) buttons to manually adjust the desk height. Release to stop.
- **Memory Presets (1, 2, 3, 4):** To save a height, adjust the desk to your desired position, then press the 'M' button followed by one of the number buttons (1, 2, 3, or 4). To recall a saved height, simply press the corresponding number button.

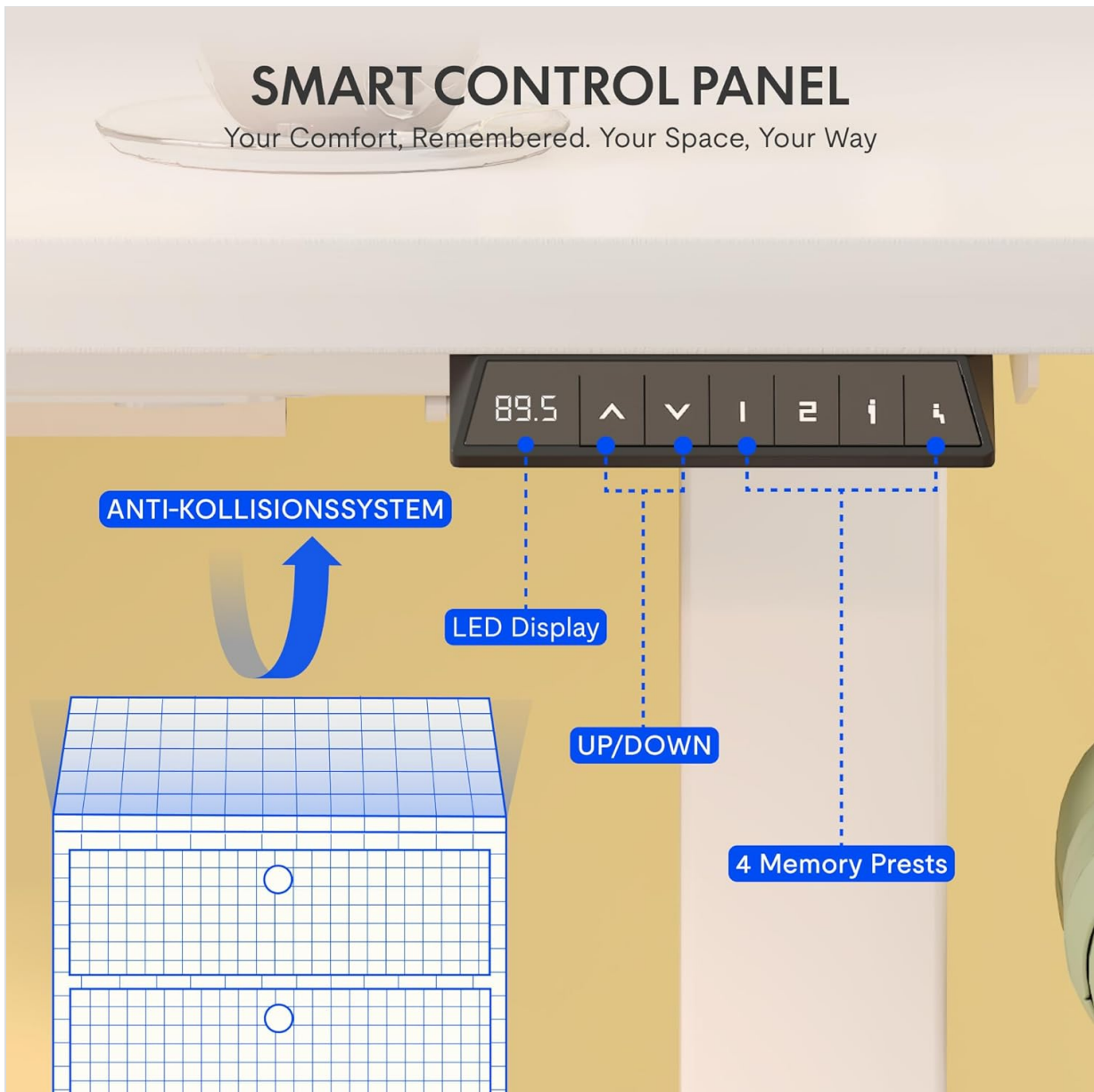


Image 5.2: The smart control panel features an LED display, up/down controls, and four programmable memory presets.

5.3 Anti-Collision System

The desk is equipped with an anti-collision rebound function. If the desk encounters an obstacle during height adjustment, it will automatically stop and reverse slightly to prevent damage or injury.

COMFORT AT EVERY HEIGHT

A Healthier Way to Sit and Stand, With a Range
that suits almost Everyone — **73.5-118cm**



Image 5.3: The anti-collision system detects obstacles and reverses desk movement to prevent damage.

6. MAINTENANCE

- **Cleaning:** Wipe clean with a dry cloth. Avoid using abrasive cleaners or harsh chemicals that may damage the surface.
- **Inspections:** Periodically check all screws and connections to ensure they are tight. Retighten if necessary.
- **Cable Management:** Regularly check power cables for any signs of wear or damage. Ensure they are properly routed in the cable management tray.

7. TROUBLESHOOTING

If you encounter any issues with your FLEXISPOT EG1 desk, please refer to the following common troubleshooting steps:

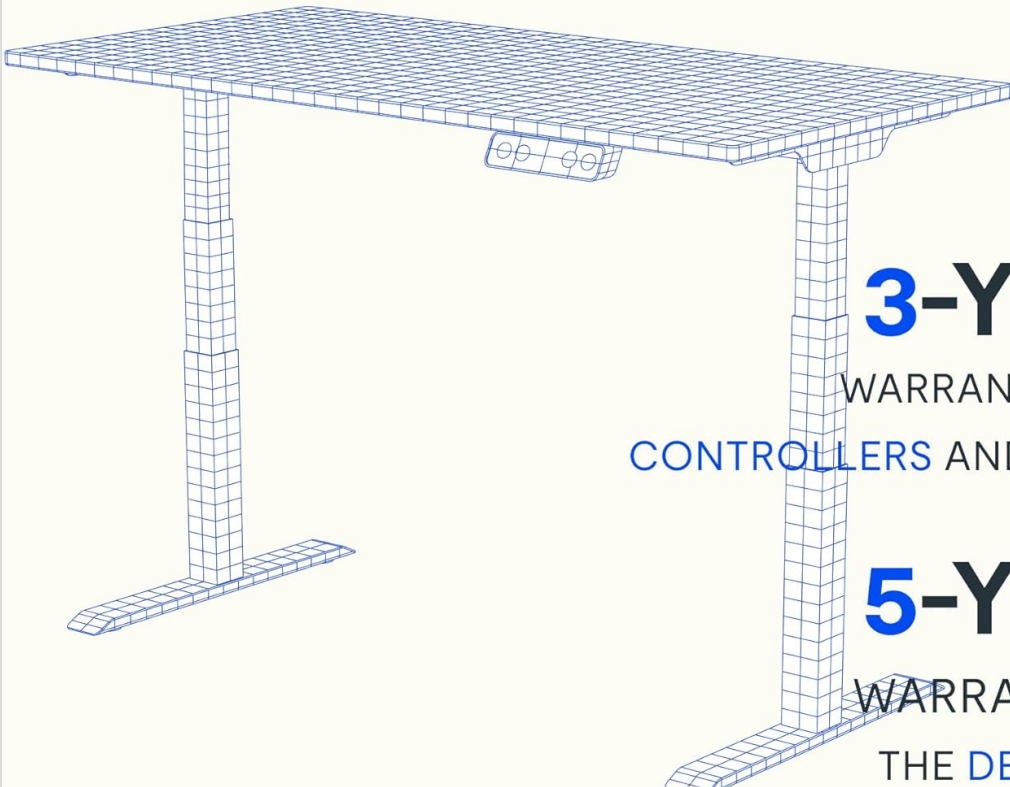
- **Desk not moving:**
 - Check if the power cable is securely plugged into both the desk and the wall outlet.

- Ensure there are no obstructions preventing movement.
- Try resetting the desk (refer to the full assembly manual for specific reset procedures, if available).
- **Uneven movement:**
 - Ensure the desk is not overloaded and weight is evenly distributed.
 - Check for any loose connections in the frame or lifting columns.
- **Control panel not responding:**
 - Verify power supply.
 - Unplug the desk for 10 seconds and plug it back in to perform a soft reset.

If the problem persists, please contact FLEXISPOT customer support for assistance.

8. SPECIFICATIONS

Detailed technical specifications for the FLEXISPOT EG1 Electric Height Adjustable Desk.



FlexiSpot

TRUST FLEXISPOT DESKS FOR WORRY-FREE WORK!

3-YEAR
WARRANTY ON ON
CONTROLLERS AND MOTORS

5-YEAR
WARRANTY ON
THE **DESK FRAME**

Image 8.1: Overview of key technical specifications and dimensions of the FLEXISPOT EG1 desk.

Feature	Specification
Model Number	EC1+PR1206 Bianco
UPC	810000747115
Product Dimensions (L x W x H)	120D x 60B x 123H cm
Item Weight	29.4 kg
Maximum Weight Recommendation	85 kg (Static) / 70 kg (Dynamic)
Minimum Height	71 cm
Maximum Height	121 cm
Lifting Mechanism	Electric (Mono-motor)
Base Material	Alloy Steel
Top Material Type	Engineered Wood (MDF with high-pressure laminate)
Finish Type	Powder Coated
Special Features	Height Adjustable, Anti-Collision System, Cable Management Tray, Side Hooks
Assembly Required	Yes
Recommended People for Assembly	2
All Assembly Tools Included	Yes
Maintenance Instructions	Wipe clean with a dry cloth

9. WARRANTY AND SUPPORT

FLEXISPOT is committed to providing high-quality ergonomic products. Our desks undergo rigorous testing to meet international industry standards (CE / BIFMA / ROHS certified).

- **Frame Warranty:** 5 years
- **Motor and Controller Warranty:** 3 years
- **Technical Support:** Free lifetime technical support

For any technical assistance, warranty claims, or product inquiries, please contact FLEXISPOT customer support through the official FLEXISPOT website or your retailer.

