

Manuals+

[Q & A](#) | [Deep Search](#) | [Upload](#)

manuals.plus /

- › [Amazon Basics](#) /
- › [Amazon Basics Digital Postal Scale 440 lb Capacity Instruction Manual](#)

Amazon Basics 8842005US

Amazon Basics Digital Postal Scale 440 lb Capacity Instruction Manual

Model: 8842005US

INTRODUCTION

This manual provides detailed instructions for the setup, operation, and maintenance of your Amazon Basics Digital Postal Scale. Designed for weighing various items, this heavy-duty scale features an aluminum platform and a maximum capacity of 440 pounds (200 kg) with 0.1 ounce (50g) readability. Please read this manual thoroughly before use to ensure proper function and longevity of the product.

SAFETY INFORMATION

- Do not overload the scale beyond its maximum capacity of 440 lbs (200 kg).
- Place the scale on a stable, flat, and level surface to ensure accurate readings.
- Avoid exposing the scale to extreme temperatures, humidity, or direct sunlight.
- Keep the scale away from strong electromagnetic fields.
- Do not immerse the scale or its display unit in water or other liquids.
- Clean the scale with a soft, damp cloth. Do not use abrasive cleaners or chemicals.
- This product contains chemicals known to the State of California to cause cancer and birth defects or other reproductive harm (Proposition 65 warning).

PACKAGE CONTENTS

Verify that all items are present in the package:

- Digital Postal Scale Platform
- Remote LCD Display Unit with coiled cord
- AC Power Adapter
- USB Cable (for power only, no data transfer)
- Instruction Manual



Image: All components of the Amazon Basics Digital Postal Scale, including the weighing platform, remote display, AC adapter, and USB cable.

PRODUCT OVERVIEW

The Amazon Basics Digital Postal Scale features a robust design for accurate and convenient weighing.

- **Weighing Platform:** Durable black ABS with an aluminum anti-skid surface.
- **Remote LCD Display:** Large, backlit display connected by a coiled cord for easy reading, even with large packages. It includes buttons for TARE, MODE, and ON/OFF.
- **Adjustable Bracket:** The display unit features a 180-degree adjustable bracket for desktop use or wall mounting.



Image: Detailed view of the remote LCD display, showing its features like the battery compartment, USB port, backlit screen, and adjustable stand/wall hanger.

Aluminum heavy duty weighing platform



Image: The scale's aluminum heavy-duty weighing platform, designed for stability and durability.

SETUP

1. **Unpack:** Carefully remove all components from the packaging.
2. **Placement:** Place the scale platform on a firm, flat, and level surface. Ensure there is enough space for the item to be weighed and for the remote display unit.
3. **Connect Display:** Plug the coiled cord from the weighing platform into the remote LCD display unit.
4. **Power Options:**
 - **AC Adapter:** For continuous power, plug the included AC adapter into the display unit and then into a standard wall outlet.
 - **Batteries:** For portable use, insert 2 x AAA batteries (not included) into the battery compartment on the back of the display unit. Ensure correct polarity.
 - **USB Cable:** The scale can also be powered via the included USB cable connected to a USB power source. Note that the USB cable does not transfer data.
5. **Initial Power On:** Press the 'ON/OFF' button on the display unit. The display will light up and show '0.00' or '0.0' once ready.

Same Product



New Look

Image: The AC power adapter, which can be used to power the scale for continuous operation.

OPERATING INSTRUCTIONS

1. **Power On/Off:** Press the 'ON/OFF' button to turn the scale on or off.
2. **Select Unit:** Press the 'MODE' button to cycle through available weighing units: grams (g), kilograms (kg), ounces (oz), and pounds (lb). The selected unit will be displayed on the screen.
3. **Tare Function:** To weigh items in a container, first place the empty container on the platform. Press the 'TARE' button. The display will reset to zero. Now, add the items to be weighed into the container. The display will show the net weight of the items.
4. **Weighing Items:** Place the item(s) gently on the center of the weighing platform. Wait for the reading to stabilize. The display will show the weight. For items larger than the platform, the remote display allows for easy viewing.
5. **Auto Shut-off:** If powered by batteries, the scale will automatically shut off after 5 minutes of inactivity to conserve battery life. When plugged in via AC adapter or USB, the scale remains on.



EASY TO USE

Quick unit conversion: oz/LB/kg



MAX:200kg×0.05kg

Image: The remote display unit demonstrating the quick unit conversion feature, cycling between ounces, pounds, and kilograms.



Image: A small package being weighed on the scale, illustrating typical use for shipping.

MAINTENANCE

- **Cleaning:** Wipe the scale platform and display unit with a soft, slightly damp cloth. Do not use harsh chemicals, abrasive cleaners, or immerse in water.
- **Storage:** Store the scale in a cool, dry place when not in use. If storing for an extended period, remove the batteries to prevent leakage.
- **Calibration:** The scale is factory-calibrated. If you suspect inaccuracies, refer to the troubleshooting section or contact customer support.

TROUBLESHOOTING

Problem	Possible Cause	Solution
Scale does not turn on.	No power or low batteries.	Ensure AC adapter is securely plugged in or replace batteries.

Problem	Possible Cause	Solution
Inaccurate readings.	Uneven surface, overloaded, or interference.	Place on a flat, stable surface. Do not exceed 440 lbs. Keep away from electronic devices.
Display shows 'O-Ld' (Overload).	Weight exceeds maximum capacity.	Remove item immediately to prevent damage. Do not exceed 440 lbs (200 kg).
Display shows 'UnSt' (Unstable).	Scale is not stable or item is moving.	Ensure scale is on a stable surface and the item is still.
Minimum load not detected.	Item is too light.	The minimum load weight is 6 ounces (150g). Items below this weight may not register.

SPECIFICATIONS


- **Brand:** Amazon Basics
- **Model Number:** 8842005US
- **Capacity:** 440 lbs (200 kg)
- **Readability:** 0.1 oz (50g) increments
- **Minimum Load Weight:** 6 ounces (150g)
- **Units:** g, kg, oz, lb
- **Display:** Backlit LCD
- **Platform Material:** Aluminum
- **Body Material:** Acrylonitrile Butadiene Styrene (ABS)
- **Power:** AC Adapter, 2 x AAA batteries (not included), USB cable (power only)
- **Auto Shut-off:** 5 minutes (when battery powered)
- **Product Dimensions:** 11.81 x 11.81 x 1.38 inches (LxWxH)
- **Item Weight:** 4 pounds



Image: Technical drawing illustrating the dimensions of the scale platform and the remote display unit.



Image: The Amazon Basics Digital Postal Scale, showcasing its robust design and separate display for convenience.



660 lb Capacity
Industrial Grade
Cast Aluminum
Weighing Platform

Image: The scale positioned next to various packages, demonstrating its suitability for weighing items up to 440 lbs in a shipping environment.

WARRANTY AND SUPPORT

For warranty information or customer support, please refer to the documentation included with your product or visit the official Amazon Basics website. Keep your purchase receipt for warranty claims.

Related Documents - 8842005US



[Amazon Basics Digital Postal Table Top Scale User Manual](#)

User manual for the Amazon Basics Digital Postal Table Top Scale. Covers safety, operation, specifications, and support for models B085217NHG, B09B7KWWXG, B09BB49J3T.



[Amazon Basics Digital Kitchen Scale User Manual B06X9NQ8GX](#)

User manual for the Amazon Basics Digital Kitchen Scale (Model B06X9NQ8GX), covering features, operation, battery care, cleaning, maintenance, and disposal. Available in multiple languages.




[Amazon Basics Digital Kitchen Scale User Manual](#)

Comprehensive user manual for the Amazon Basics Digital Kitchen Scale. Learn about safety instructions, operation, cleaning, maintenance, and disposal.




[Amazon Basics Portable Air Conditioner Dehumidifier Manual - Safety, Operation, Installation](#)

User manual for Amazon Basics portable air conditioner and dehumidifier (models B07ZHQDF7B, B07ZHQFNX8, B07ZHQTBGs, B07ZHQV1GT). Includes safety guidelines, product features, operating instructions, and installation steps for various window types. Available in multiple languages.



[Amazon Basics B07D7TV5J3 Computer Speakers User Manual](#)

This document provides important safety information, connection and operation instructions, cleaning and maintenance guidelines, and technical specifications for the Amazon Basics B07D7TV5J3 computer speakers.



[Amazon Basics 15-in-1 Multi-Tool Pocket Knife: Features, Safety, and Care](#)

Discover the Amazon Basics 15-in-1 Multi-Tool Pocket Knife. This guide covers its features, essential safety precautions, cleaning instructions, and importer details. Includes a list of all 15 tools.

