

Manuals+

[Q & A](#) | [Deep Search](#) | [Upload](#)

[manuals.plus](#) /

- › [MATADOR](#) /
- › [Matador E717 Wooden Construction Set Instruction Manual](#)

MATADOR E717

Matador E717 Wooden Construction Set

Model: E717 | Brand: MATADOR

INTRODUCTION

The Matador E717 Wooden Construction Set is a premium quality building kit designed to foster creativity and technical understanding in children aged 5 and up. With 717 pieces, including wooden blocks, rods, a hammer, and pliers, this set allows for the construction of a wide array of models, from simple designs to complex, technically sophisticated structures. It encourages imaginative play and develops fine motor skills, spatial reasoning, and manual dexterity.

Safety Warning: Not suitable for children under 5 years due to choking hazard from small parts.



Image: The Matador E717 Wooden Construction Set box, displaying the kit contents and several example models that can be built, such as a truck, crane, and airplane.

PRODUCT CONTENTS

The Matador E717 set includes 717 individual pieces, providing extensive possibilities for construction. Key components are:

- Wooden building blocks of various shapes and sizes
- Wooden rods for connections
- A wooden hammer for assembly
- Pliers (made from food-grade plastic) for disassembly
- A model idea booklet with 97 construction ideas



Image: An assortment of Matador wooden building blocks, rods, and tools, alongside several completed models like a crane, truck, and motorcycle, illustrating the kit's versatility.

SETUP AND ASSEMBLY

The Matador E717 set is designed for intuitive assembly using the provided hammer and pliers. Follow these general steps for construction:

1. **Select Components:** Choose the appropriate wooden blocks and rods for your desired model. Refer to the idea booklet for guidance or create your own designs.
2. **Connect Pieces:** Insert a rod into the hole of a wooden block. Use the wooden hammer to gently tap the rod into place, securing the connection. Ensure connections are firm but avoid excessive force.
3. **Build Structures:** Continue connecting blocks and rods to form your desired structure. The precision-drilled holes allow for stable and intricate constructions.
4. **Disassembly:** To separate pieces, use the provided pliers to grip the rod and gently pull it out. For stubborn connections, a light tap with the hammer on the block near the rod might help loosen it, followed by using the pliers.



Image: A visual guide demonstrating the assembly process using the hammer to insert rods into wooden blocks, and the disassembly process using pliers to remove rods.

OPERATING AND CREATIVE PLAY

The Matador E717 set encourages open-ended creative play. Children can follow the included model ideas or invent their own. The design promotes:

- **Spatial Reasoning:** Understanding how pieces fit together in three dimensions.
- **Fine Motor Skills:** Precision required for handling small rods and using tools.
- **Problem-Solving:** Figuring out how to achieve desired structures and overcome building challenges.
- **Creative Thinking:** Imagining and designing unique models.

Example Models:




Image: A detailed wooden train model constructed using the Matador E717 set, showcasing intricate wheel and body assembly.




Image: A wooden crane truck model built with the Matador E717 set, featuring a movable crane arm and wheels.



Image: A complex wooden Ferris wheel model, demonstrating the set's capability for creating dynamic and multi-part structures.




Image: A sturdy wooden bridge model, illustrating structural engineering principles achievable with the Matador E717 set.

MAINTENANCE

To ensure the longevity of your Matador E717 Wooden Construction Set, please follow these care instructions:

- **Storage:** Keep all wooden components dry. Store the set in its original box or a suitable container in a dry environment to prevent warping or damage to the wood.
- **Cleaning:** Wipe wooden pieces with a dry or slightly damp cloth if necessary. Avoid using harsh chemicals or excessive moisture, which can damage the wood.
- **Inspection:** Periodically inspect pieces for any signs of wear or damage. Replace any broken or splintered parts to ensure safe play.

TROUBLESHOOTING

While the Matador E717 set is designed for durability and ease of use, you might encounter minor issues. Here are some common points and solutions:

- **Difficulty Connecting Pieces:** Ensure the rod is aligned correctly with the hole. A gentle, firm tap with the hammer should suffice. Do not force misaligned pieces.
- **Difficulty Disconnecting Pieces:** Use the pliers as instructed. If a rod is stuck, try wiggling it gently while pulling with the pliers. Avoid twisting excessively, which could damage the wood or rod.
- **Loose Connections:** If a connection feels loose, ensure the rod is fully inserted. Over time, some wear might occur; however, the design generally provides stable connections.

SPECIFICATIONS

Feature	Detail
Brand	MATADOR
Model Number	E717
Product Dimensions (L x W x H)	38.3 x 19 x 25.5 cm
Item Weight	3.18 kilograms
Manufacturer Recommended Age	5 - 10 years (Minimum 60 months)
Number of Pieces	717
Main Material	Wood
Composition	Wood, food-grade plastic (for pliers)

Feature	Detail
Color	Wood color, multicolored
Educational Values	Spatial reasoning, Technical understanding, Motor skills, Creative thinking, Cognitive abilities
Number of Players	1 or more
Batteries Required	No
Self-assembly of Kit Required	No (The kit components are ready for use; no pre-assembly of the kit itself is required before building models.)
Care Instructions	Keep dry

WARRANTY AND SUPPORT

Information regarding specific warranty details or direct manufacturer support contacts is not available in the provided product data. For any issues or inquiries, please refer to the retailer's return and support policies where the product was purchased.

For general information about Matador products, you may visit the official Matador website (if available).

IMPORTANT SAFETY INFORMATION

- **Choking Hazard:** This product contains small parts and is not suitable for children under 5 years of age. Adult supervision is recommended during play.
- **Material Safety:** The wooden components are made from PEFC-certified wood. Pliers are made from food-grade plastic.
- **Proper Use of Tools:** The hammer and pliers are designed for gentle assembly and disassembly. Avoid using excessive force, which could damage the pieces or cause injury.






© 2023 MATADOR. All rights reserved. This manual is for informational purposes only.

Related Documents - E717



[Matador 11114287 Pliers Wrench Instruction Manual and Safety Guide](#)

Comprehensive safety instructions and usage guide for the Matador 11114287 pliers wrench. Learn about product warnings, child safety, and packaging hazards from MATADOR GmbH & CO. KG.

	<p><u>Matador 11116838 Socket Wrench Insert Safety Instructions</u></p> <p>Essential safety instructions and warnings for the Matador 11116838 socket wrench insert, provided by MATADOR GmbH & CO. KG.</p>
	<p><u>Matador Socket Wrench 11115217 Safety Instructions and Product Information</u></p> <p>Essential safety guidelines and usage information for the Matador 11115217 socket wrench, a product from MATADOR GmbH & CO. KG.</p>
	<p><u>Matador Socket Wrench Insert Safety and Usage Information</u></p> <p>Essential safety guidelines and usage restrictions for the Matador Socket Wrench Insert (13 mm, ½"), including warnings about child use and packaging hazards.</p>
	<p><u>Matador Double Ring Spanner (30 x 32 mm, DIN 838) - Safety Instructions</u></p> <p>Essential safety precautions for using the Matador Double Ring Spanner (30 x 32 mm, DIN 838). Learn about safe handling, child safety, and packaging disposal. Includes multilingual safety information.</p>
	<p><u>Matador Double Open-Ended Wrench 11114225 Safety and Usage Instructions</u></p> <p>Safety and usage instructions for the Matador Double Open-Ended Wrench (Model 11114225). This document provides essential information on safe handling, usage restrictions, and packaging warnings from manufacturer MATADOR GmbH & CO. KG.</p>