

EGLOO TSC-221N

EGLOO TSC-221N Smart Wireless Home Camera 1080P Instruction Manual

INTRODUCTION

This manual provides detailed instructions for the setup, operation, maintenance, and troubleshooting of your EGLOO TSC-221N Smart Wireless Home Camera. Please read this manual thoroughly before using the product to ensure proper functionality and safety. This camera is designed to provide reliable home monitoring with advanced features such as 1080P video, motion and sound detection, and specialized baby breathing monitoring.

PRODUCT OVERVIEW

The EGLOO TSC-221N is a versatile smart home camera offering comprehensive surveillance and monitoring capabilities. Key features include:

- **1080P Full HD Video:** Provides clear and detailed video footage.
- **Motion Detection:** Configurable detection zones with real-time notifications.
- **Sound Detection:** Adjustable sensitivity for alerts on significant sounds.
- **Baby Breathing Monitoring:** Specialized feature for infant safety.
- **Fluent Two-Way Audio:** Enables clear communication with Acoustic Echo Cancellation (AEC).
- **142° Wide Angle Lens:** Offers a broad field of view.
- **Multi-User Access:** Share camera access with family and friends.
- **Real-Time Notifications:** Instant alerts for detected events.
- **4-Channel Live Streaming:** Monitor up to four cameras simultaneously.
- **Night Vision (IR LED):** Clear monitoring in low-light conditions.
- **Multi-Security Protection:** Advanced encryption and authentication for data privacy.



This image displays the EGLOO TSC-221N camera alongside a comprehensive list of its primary features, including 1080P Full HD video, motion and sound detection, baby breathing monitoring, two-way audio, multi-user access, real-time notifications, 4-channel live streaming, night vision, and advanced security protocols.

SETUP

Follow these steps to set up your EGLOO TSC-221N camera:

- Power Connection:** Connect the camera to a power source using the provided corded electric adapter. Ensure the power outlet is easily accessible.
- Download the App:** Download the official EGLOO app from your smartphone's app store (compatible with iOS and Android devices).
- Account Registration:** Open the app and register for a new EGLOO account or log in if you already have one.
- Add Device:** Follow the in-app instructions to add your TSC-221N camera. This typically involves scanning a QR code on the camera or manually entering its ID.
- Wi-Fi Connection:** Connect the camera to your home Wi-Fi network. Ensure your Wi-Fi signal is strong in the camera's intended location. The camera supports 2.4GHz Wi-Fi networks.
- Placement:** Position the camera in your desired monitoring area. Ensure it has a clear line of sight

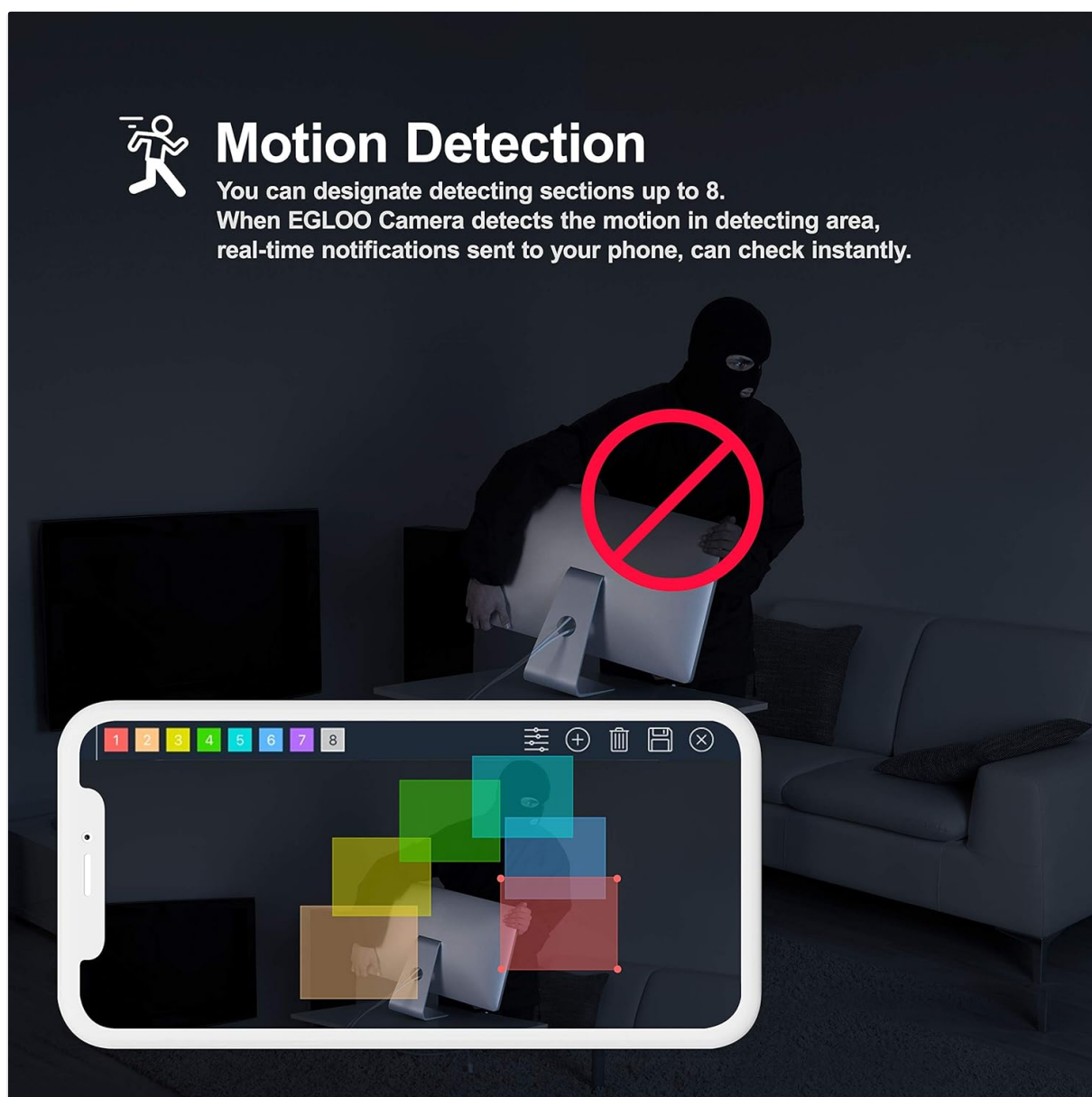
and is securely placed.

OPERATING INSTRUCTIONS

Motion Detection

The camera can detect motion and send alerts to your smartphone. You can customize detection zones to focus on specific areas and reduce false alarms.

- Open the EGLOO app and navigate to the camera settings.
- Select 'Motion Detection' and enable the feature.
- Tap on 'Detection Zones' to draw and define up to 8 specific areas for motion monitoring.
- Adjust sensitivity levels as needed.



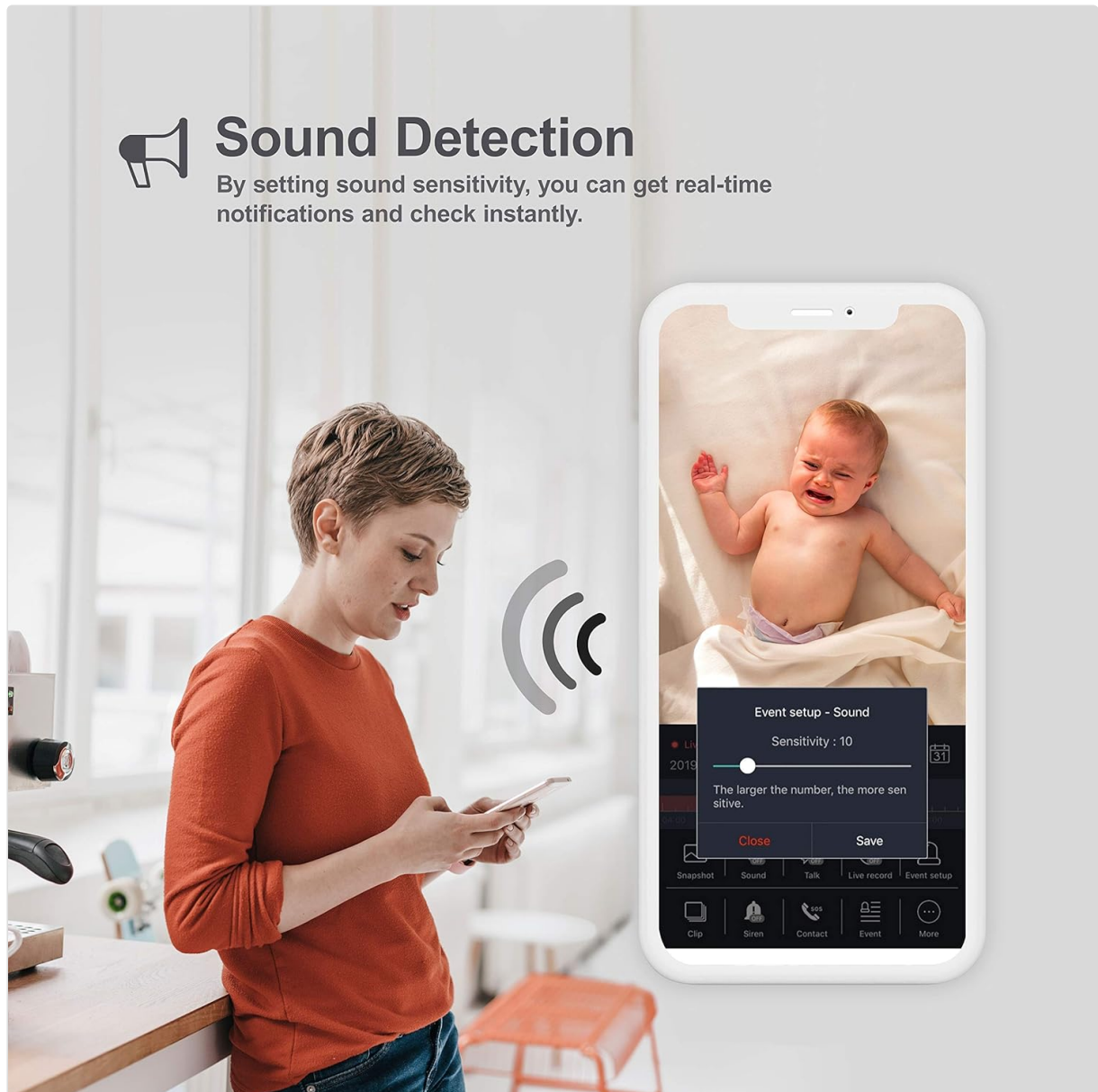
This image illustrates the motion detection feature, showing how users can define up to 8 specific detection zones on their smartphone. When motion is detected within these areas, real-time notifications are sent to the user's phone.

Sound Detection

Receive alerts when the camera detects significant sounds, such as a baby crying or a loud noise.

- In the EGLOO app, go to camera settings.

- Enable 'Sound Detection' and adjust the sensitivity level. Higher sensitivity detects quieter sounds.



This image demonstrates the sound detection capability. By adjusting sound sensitivity settings, the camera can send instant notifications to your phone when significant sounds, such as a baby crying, are detected.

Baby Breathing Monitoring

This feature is designed to monitor a baby's breathing patterns and alert you to any irregularities.

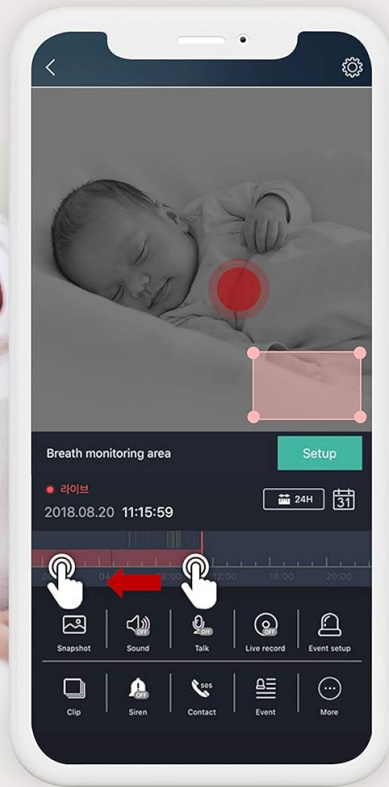
- Ensure the camera is positioned correctly to have a clear view of the baby.
- Activate 'Baby Breathing Monitoring' in the app settings.
- Set up alert preferences for breathing anomalies.



Baby Breathing Monitoring



Alarm



This image highlights the baby breathing monitoring feature, designed to alert users to changes in a baby's breathing patterns, providing an extra layer of safety for infants.

Two-Way Audio

Communicate with individuals near the camera using the two-way audio function.

- While viewing the live feed, tap the microphone icon in the app to speak.
- Tap the speaker icon to listen to audio from the camera's location.

Fluent Two-way audio AEC (Acoustic Echo Cancellation)



This image illustrates the fluent two-way audio feature with Acoustic Echo Cancellation (AEC), allowing for clear communication between the camera's location and the user's smartphone.

Multi-User Access

Share access to your camera's live feed and recorded videos with trusted family members or friends.

- In the EGLOO app, go to 'Device Sharing' or 'Multi-User Access'.
- Invite other users by entering their EGLOO account details.
- You can manage permissions for each shared user.



Multi user Access

You can share EGLOO account with your family or friends for live streaming or recorded video.



This image demonstrates the multi-user access feature, enabling users to share their EGLOO account with family or friends for live streaming or reviewing recorded video.

4-Channel Live Streaming

If you have multiple EGLOO cameras, you can view up to four live feeds simultaneously on your smartphone.


- Ensure all cameras are added to your EGLOO account.
- In the app, select the multi-view option to display multiple camera feeds.



4 Channel Live Streaming

Monitoring up to 4 cameras at the same time 4 Channels Live Streaming

4 Channel



- 1 Home Security
- 2 Shop Management
- 3 Monitor your kids and pets
- 4 Check in on your old parents

This image shows the 4-channel live streaming capability, allowing users to monitor up to four EGLOO cameras simultaneously from a single screen, suitable for home security, shop management, or monitoring children and elderly family members.

Security Features

The EGLOO TSC-221N camera incorporates robust security measures to protect your privacy and data.

- **Real-time Security Code Verifying Server:** Ensures secure connections.
- **Master Authentication:** The first registered device acts as the 'Master' device, controlling access to the camera.
- **AES 256-Bit Encryption:** Utilizes a strong encryption standard for data protection.
- **TLS/SSL Encrypted Transport Protocol:** Secures data transmission to the EGLOO cloud server.



No Hacking

The safest protection for privacy ensure all your videos are protected in our EGLOO cloud server.



1 Real-time security code verifying server

2 Master Authentication

3 AES 256-Bit Encryption
- Latest Encryption Standard Algorithm

4 TLS / SSL Encrypted Transport Protocol

* As a hacking security, EGLOO set the function called 'Master'. The first registered and connected device will be the 'Master' device. You can never see the camera without the permission of 'Master' device.

This image illustrates the camera's robust security measures, including real-time security code verification, Master Authentication, AES 256-Bit Encryption, and TLS/SSL Encrypted Transport Protocol, ensuring video data is protected on the EGLOO cloud server. The first registered device acts as the 'Master' device, controlling access.

Night Vision

The camera is equipped with Infrared (IR) LEDs for clear monitoring in low-light or complete darkness. The 'Night Color' feature enhances visibility in certain conditions.

MAINTENANCE

Regular maintenance ensures optimal performance and longevity of your camera:

- **Cleaning:** Gently wipe the camera lens and body with a soft, dry cloth. Do not use liquid cleaners or abrasive materials.
- **Software Updates:** Periodically check the EGLOO app for firmware updates. Keeping your camera's software up-to-date ensures access to the latest features and security enhancements.
- **Power Cycle:** If the camera becomes unresponsive, unplug it from the power source, wait 10 seconds, and then plug it back in.
- **Network Stability:** Ensure your Wi-Fi network is stable and strong to prevent connectivity issues.

TROUBLESHOOTING

If you encounter issues with your EGLOO TSC-221N camera, refer to the following common solutions:

- **Camera Not Connecting to Wi-Fi:**
 - Ensure your Wi-Fi network is 2.4GHz.
 - Check Wi-Fi password accuracy.
 - Move the camera closer to the Wi-Fi router.
 - Restart your router and the camera.
- **No Video Feed:**
 - Verify the camera is powered on and connected to Wi-Fi.
 - Check your internet connection.
 - Restart the EGLOO app.
- **Motion/Sound Alerts Not Working:**
 - Ensure motion/sound detection is enabled in the app settings.
 - Check sensitivity settings; increase if alerts are too infrequent.
 - Verify app notification permissions on your smartphone.
- **Two-Way Audio Issues:**
 - Check microphone and speaker permissions for the EGLOO app on your phone.
 - Ensure volume levels are adequate on both the camera and your phone.
- **Camera Offline:**
 - Check power supply and Wi-Fi connection.
 - If the issue persists, try resetting the camera (refer to the app for specific reset instructions).

SPECIFICATIONS

Feature	Specification
Brand	EGLOO
Model Name	TSC 221N
Connectivity Technology	Wireless (Wi-Fi)
Special Features	Motion Sensor, Sound Detection, Baby Breathing Monitoring
Compatible Devices	Smartphone
Power Source	Corded Electric (5 watts)
Controller Type	Amazon Alexa
Video Capture Resolution	1080p (1080 effective pixels)
Frame Rate	30 frames per second

Image Sensor Technology	CMOS
Number of Channels	2
Form Factor	Dome (Note: Product image shows a stand-alone camera)
Alert Type	Motion Only (Note: Product also features Sound Detection)
Room Type	Nursery
Light Source	Infrared
Night Vision	Night Color
Recommended Uses	Baby monitoring camera
Shipping Dimensions	20.7 x 14.7 x 11.9 cm
Weight	540 grams
Manufacturer	TRUEN
First Available Date	May 11, 2022
ASIN	B084WRT3DH
UPC/GTIN	712029136928

WARRANTY AND SUPPORT

EGLOO products are designed for reliability and performance. For specific warranty information, please refer to the warranty card included with your product packaging or visit the official EGLOO website. For technical support, troubleshooting assistance, or any inquiries regarding your TSC-221N camera, please contact EGLOO customer service through the contact information provided on the official website or within the EGLOO app.
