

## Willful TWS Bluetooth 5.0 In-Ear Headphones

# Willful TWS Bluetooth 5.0 In-Ear Headphones User Manual

Model: TWS Bluetooth 5.0 In-Ear Headphones

## 1. INTRODUCTION

Thank you for purchasing the Willful TWS Bluetooth 5.0 In-Ear Headphones. These headphones are designed to provide a high-quality audio experience with advanced features such as Bluetooth 5.0 connectivity, noise reduction, and voice control. This manual will guide you through the setup, operation, and maintenance of your new headphones.

### Package Contents

- 1 x Pair of Willful Bluetooth Headphones
- 1 x Charging Case
- 3 x Pairs of Eartips (various sizes)
- 1 x USB Charging Cable
- 1 x User Manual

## 2. SETUP

### Charging the Headphones and Case

Before first use, ensure both the headphones and the charging case are fully charged. The charging case can wirelessly charge the headphones multiple times. A full charge for the headphones takes approximately 1.5 hours.

- Place the headphones into the charging case.
- Connect the USB charging cable to the charging case and a power source.
- The indicator lights on the case will show the charging status.

### Pairing with Your Device

The headphones automatically connect to the previously paired device once removed from the charging case. For first-time pairing:

1. Ensure the headphones are charged.
2. Open the charging case and remove both headphones. They will automatically enter pairing mode.
3. On your device (smartphone, tablet, PC), go to Bluetooth settings and turn Bluetooth on.
4. Search for available devices and select "Willful Headphones" (or similar name) from the list.
5. Once connected, you will hear a confirmation tone.

The headphones are compatible with Android, iOS, tablets, PCs, and other Bluetooth-enabled devices.

## 3. OPERATING INSTRUCTIONS

---

### Basic Functions

The headphones feature multi-function touch controls on each earbud.

- **Play/Pause Music:** Single tap on either the Left (L) or Right (R) earbud.
- **Answer/End Call:** Single tap on either the Left (L) or Right (R) earbud.
- **Next Song:** Double tap on the Right (R) earbud.
- **Previous Song:** Double tap on the Left (L) earbud.
- **Volume Up:** Triple tap on the Right (R) earbud.
- **Volume Down:** Triple tap on the Left (L) earbud.
- **Activate Voice Assistant:** Press and hold either (L) or (R) earbud for 1 second.
- **Power Off Headphones:** Long press either (L) or (R) earbud.

### Stereo/Mono Mode

The headphones support both stereo and mono modes. In mono mode, each earbud can be used independently and connected to different devices simultaneously. This allows you to listen to music on one earbud while taking calls on the other, or share one earbud with another person.

- **Stereo Mode:** Both earbuds are connected to the same device, providing a full stereo sound experience. This is the default mode when both earbuds are removed from the case.
- **Mono Mode:** Remove only one earbud from the charging case. It will automatically connect as a single earbud. To connect each earbud to a different device, ensure they are not paired to the same device first, then pair each individually.

### Voice Control

Activate your device's voice assistant (e.g., Siri, Google Assistant) by pressing and holding the multi-function button on either earbud for 1 second. You can then use voice commands for tasks such as checking the weather, making calls, or controlling music playback.

## 4. MAINTENANCE

---

Proper maintenance ensures the longevity and optimal performance of your headphones.

- **Cleaning:** Regularly clean the earbuds and charging case with a soft, dry, lint-free cloth. Do not use abrasive cleaners or solvents.
- **Eartips:** Remove and clean the eartips periodically. They can be gently washed with water and mild soap, then thoroughly dried before reattaching.
- **Storage:** When not in use, store the headphones in their charging case to protect them from dust and damage.
- **Water Resistance:** The headphones are sweat-resistant, making them suitable for sports. However, they are not waterproof. Avoid submerging them in water or exposing them to heavy rain.
- **Temperature:** Avoid exposing the headphones to extreme temperatures (hot or cold) or high humidity.

## 5. TROUBLESHOOTING

---

If you encounter issues with your headphones, refer to the following common solutions:

- **Headphones not pairing:**
  - Ensure both headphones are fully charged.

- Make sure Bluetooth is enabled on your device.
- Turn off Bluetooth on your device, then turn it back on.
- Forget the device ("Willful Headphones") from your device's Bluetooth list and try pairing again.
- Place both headphones back into the charging case, close the lid, wait a few seconds, then open and remove them to re-enter pairing mode.

- **No sound from one earbud:**

- Ensure both earbuds are charged.
- Place both earbuds back into the charging case, close the lid, then open and remove them together. This often re-syncs them.
- Check your device's audio output settings to ensure the correct Bluetooth device is selected.

- **Low volume or poor sound quality:**

- Adjust the volume on both your device and the headphones.
- Ensure the eartips are properly seated in your ears for a good seal. Try different sized eartips.
- Clean any debris from the earbud grilles.
- Ensure there are no obstructions between your device and the headphones.

- **Headphones not charging:**

- Ensure the charging cable is securely connected to both the case and the power source.
- Try a different USB cable or power adapter.
- Clean the charging contacts on both the headphones and inside the case.

## 6. SPECIFICATIONS

<b>Bluetooth Version</b>	V5.0
<b>Communication Distance</b>	Up to 30 meters (open space)
<b>Bluetooth Protocols</b>	HSP, HFP, A2DP, AVRCP
<b>Standby Time</b>	30 days
<b>Playback Time</b>	4 hours (single charge)
<b>Talk Time</b>	4 hours
<b>Charging Time</b>	1.5 hours
<b>Headphone Battery</b>	3.7V/60mAh
<b>Charging Case Battery</b>	3.7V/500mAh
<b>Headphone Weight</b>	13g
<b>Charging Case Weight</b>	55g
<b>Charging Case Dimensions</b>	80 x 35 x 33 mm
<b>Material</b>	Plastic

Noise Control	None (Passive Noise Reduction)
Compatible Devices	Tablets, Laptops, Mobile Phones, Smart Speakers





7. WARRANTY AND SUPPORT



Willful products are designed and manufactured to the highest quality standards. For warranty information or technical support, please refer to the contact details provided on the product packaging or the official Willful website. Please retain your proof of purchase for warranty claims.

For further assistance, you may also contact the retailer where you purchased the product.



Related Documents - TWS Bluetooth 5.0 In-Ear Headphones

 <p>BH-M91</p>	<p><a href="#">Willful BH-M91 Bluetooth Headset User Manual: Features, Operation, and Connectivity</a></p> <p>Detailed user guide for the Willful BH-M91 Bluetooth Headset, covering product specifications, basic operations, Bluetooth pairing, multi-point connection, charging, LED indicators, troubleshooting Q&amp;A, packaging contents, and FCC compliance information.</p>
 <p>Mono Wireless headset MX V2</p>	<p><a href="#">Mono Wireless Headset MX V2 Operating Manual</a></p> <p>Operating manual for the Mono Wireless Headset MX V2, detailing product overview, basic features, pairing and connection, status indicator lights, charging, specifications, and troubleshooting.</p>
 <p>M98</p> <p>FCC ID: A18 M98 CE 0123 2014-70302 MADE IN CHINA</p>	<p><a href="#">Willful M98 Wireless Headset User Manual</a></p> <p>User manual for the Willful M98 Wireless Headset, detailing product specifications, overview, basic operation, Bluetooth pairing, multi-point connection, charging, LED indicators, and troubleshooting.</p>
 <p>Wireless Earbuds T3</p>	<p><a href="#">Wireless Earbuds T3 Operating Manual</a></p> <p>Operating manual for Wireless Earbuds T3, covering product overview, basic features, Bluetooth pairing and connection, indicators, charging, specifications, and troubleshooting.</p>

<p>Bedienungsanleitung</p>  <p>Deutsch</p> <p>SW021</p>	<p><a href="#">Willful SW021 Smartwatch User Manual</a></p> <p>User manual for the Willful SW021 Smartwatch, covering setup, features, and maintenance.</p>
 <p>Wireless Earbuds T5</p> <p>10</p>	<p><a href="#">Willful T5 Wireless Earbuds User Manual</a></p> <p>Comprehensive user manual for the Willful T5 True Wireless Earbuds, covering product overview, basic features, Bluetooth pairing, charging, specifications, and troubleshooting.</p>