

## FOREO UFO 2

# FOREO UFO 2 Smart Mask Treatment Device User Manual

Model: UFO 2 (F9632) - Pearl Pink

[Box](#)   [Setup](#)   [Introduction](#)   [Features](#)   [What's in the](#)  
[Operating](#)   [Maintenance](#)   [Troubleshooting](#)   [Specifications](#)

## 1. INTRODUCTION

The FOREO UFO 2 is an advanced smart mask treatment device designed to deliver a comprehensive facial experience in just two minutes. It integrates warming, cooling, LED light therapy, and T-Sonic pulsations to enhance the absorption of skincare actives and provide professional-level results at home. This manual provides essential information for setting up, operating, and maintaining your UFO 2 device.



Figure 1: FOREO UFO 2 Smart Mask Treatment Device in Pearl Pink.

## 2. KEY FEATURES

- **5x Faster Warming + Hyper-Infusion:** Utilizes rapid warming and T-Sonic pulsations to boost the absorption of skincare actives for maximum results.
- **Full Spectrum LED Light Therapy:** Features 8 different LED light colors to refine complexion and address various skin needs, providing professional-level skincare.
- **Advanced Temperature Control:** Offers customizable warming and cooling settings, in addition to pre-programmed app routines, for a tailored facial spa experience.
- **Cooling to Firm & Depuff:** Provides refreshing cooling to minimize pores, lock in moisture, diminish puffiness, reduce inflammation, and instantly lift and firm the skin.
- **Compatible with UFO-Activated Masks:** Designed to work with a variety of UFO-Activated masks, formulated with botanical extracts, and is also compatible with any sheet face mask.



### **5x FASTER WARMING**

Opens pores & expertly  
preps skin for increased  
absorption



### **COOLING**

Locks in moisture,  
minimizes puffiness  
and instantly lifts & firms



### **LED LIGHT THERAPY**

Helps regenerate  
the skin and refine  
imperfections



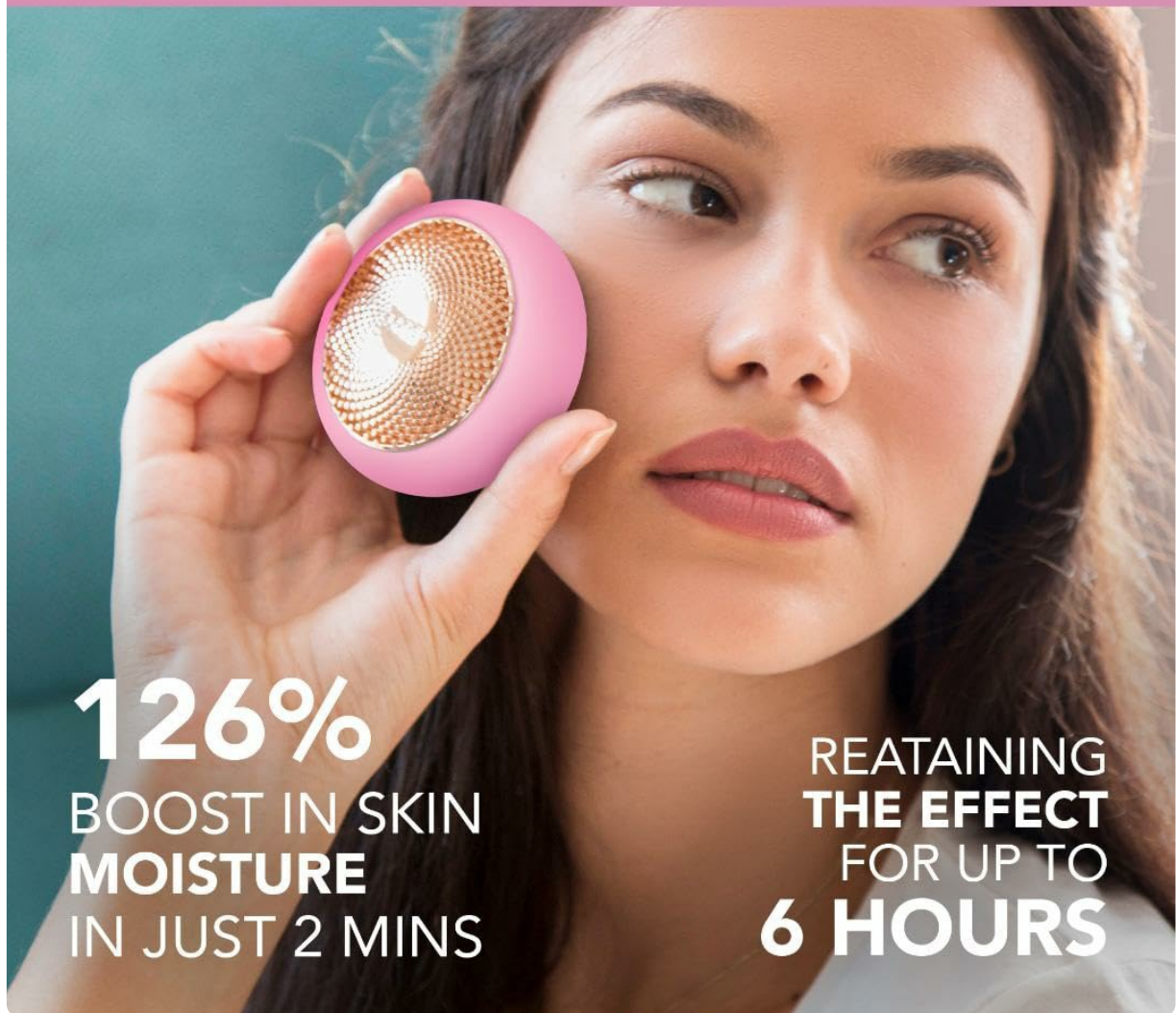
### **T-SONIC MASSAGE**

Increases microcirculation  
& pushes ingredients  
deeper into skin



*Figure 2: Overview of UFO 2's core technologies.*

## A SPA FACIAL IN 1 DEVICE



*Figure 3: Demonstrating the moisture-boosting capabilities of UFO 2.*

### 3. WHAT'S IN THE BOX

---

Your FOREO UFO 2 package includes the following items:

- FOREO UFO 2 Device (Pearl Pink)
- Device Stand
- Quick Start Guide
- USB Charging Cable
- General Manual



## WHAT'S IN THE BOX?

UFO 2 Pearl Pink



Stand



Quick Start Guide



USB Charging Cable



General Manual

Figure 4: Contents of the FOREO UFO 2 package.

## 4. SETUP

### Unlock Your Device

Before first use, download the FOREO For You mobile app to unlock and register your device. Follow these simple steps:

1. Download the FOREO For You app on your mobile phone.
2. Log in to your account or sign up for a new one.
3. Add device (on the top of your screen).
4. Choose device series.
5. Press and hold the Power button to connect your device to the mobile app.
6. Fill in the purchase information.

Your device is ready to use!

[Download the FOREO For You App](#)



Figure 5: FOREO For You App interface for device setup.

## 5. OPERATING INSTRUCTIONS

---

To use your FOREO UFO 2 device for a mask treatment, follow these steps:

1. Clean your face thoroughly.
2. Apply a conductive gel or serum to your face.
3. Turn on the FOREO UFO 2 device and select the desired mode (warming, cooling, LED light therapy, or T-Sonic pulsations) via the app.
4. Gently glide the device over your face in circular motions for 2 minutes.
5. Rinse off any remaining product and pat your face dry.
6. Follow up with your regular skincare routine.

### Official Product Videos

Your browser does not support the video tag.

*Video 1: FOREO UFO 2 featuring Rita Ora, demonstrating usage and benefits.*

Your browser does not support the video tag.

*Video 2: Quick guide on how to secure a mask, select treatment, hydrate, and enjoy the UFO 2.*

## 6. MAINTENANCE

---

To ensure the longevity and optimal performance of your FOREO UFO 2, follow these maintenance guidelines:

- **Cleaning:** After each use, remove the mask and rinse the device under running water. Clean the gold plate and silicone surface with a mild soap and water. Pat dry with a lint-free cloth.
- **Storage:** Store your UFO 2 in a cool, dry place, away from direct sunlight and extreme temperatures. Use the provided stand for convenient storage.
- **Charging:** Charge the device using the provided USB cable. Avoid overcharging.

## 7. TROUBLESHOOTING

---

### Precautions to be taken in the event of changes in the performance of FOREO devices.

If your FOREO device is not activated when pressing the center button:

- Battery is empty. Recharge using USB charging cable for up to 2 hours until fully charged and then restart your device by holding down the power button.

- If device cannot be switched off and/or interface buttons do not respond: Microprocessor is temporarily malfunctioning. Press and hold the power button to restart the device.

If your FOREO device won't sync to the FOREO app:

- Ensure that your device is fully charged and that your Bluetooth is turned on.
- Switch your Bluetooth off and then on again to try reconnecting.
- Close the FOREO app and then reopen it to start the process over.
- Delete and reinstall the application - perhaps the application simply needs to be updated.
- After deleting and reinstalling the application, make sure to restart your phone.
- Delete your phone's cookies and cache memory.
- Ensure that your mobile's operating system has been updated to the latest version.



Figure 6: Troubleshooting steps for common device issues.

## 8. SPECIFICATIONS







| Feature            | Detail                          |
|--------------------|---------------------------------|
| Brand              | FOREO                           |
| Model Name         | UFO 2                           |
| Item Model Number  | F9632                           |
| Color              | Pearl Pink                      |
| Material           | Silicone                        |
| Product Dimensions | 11.8 x 5.9 x 4.7 inches         |
| Item Weight        | 0.32 Pounds (5.12 ounces)       |
| Batteries          | 1 A battery required (included) |
| Manufacturer       | AmazonUs/CDE5X                  |

## 9. WARRANTY AND SUPPORT

For warranty information and customer support, please refer to the official FOREO website or contact their customer service directly. The General Manual included in your package also contains detailed warranty terms and contact information.

For further assistance, visit: [FOREO.com/Support](https://www.foreo.com/Support)

## Related Documents - UFO 2

|   |   |
|---|---|
|    | <p><a href="#">FOREO UFO mini: LED Thermo-Activated Smart Mask User Manual</a></p> <p>Comprehensive user manual for the FOREO UFO mini, a smart mask device featuring LED light therapy, Thermo-Therapy, and T-Sonic pulsations. Learn how to use, clean, troubleshoot, and understand warranty and disposal information.</p>   |
|    | <p><a href="#">FOREO UFO™: Swedish Beauty-Tech Power Masks User Manual</a></p> <p>Comprehensive online manual for the FOREO UFO™ Swedish Beauty-Tech Power Masks, detailing features, usage, app integration, mask types, safety, troubleshooting, and warranty information.</p>  |
|   | <p><a href="#">FOREO UFO™ mini 2 User Manual: Smart Skincare Mask Device</a></p> <p>The official user manual for the FOREO UFO™ mini 2, a smart facial mask device. Learn about its features like T-Sonic™ pulsations and Thermo-Function, how to use it with various FOREO masks, the FOREO For You app, cleaning, safety guidelines, troubleshooting, and warranty information.</p> |
|  | <p><a href="#">FOREO UFO™ LED Thermo Activated Smart Mask User Manual</a></p> <p>Comprehensive user manual for the FOREO UFO™ LED Thermo Activated Smart Mask, detailing setup, usage, application, cleaning, safety, troubleshooting, warranty, and specifications.</p>  |
|  | <p><a href="#">FOREO UFO 2 User Manual: Swedish Beauty-Tech Power Masks</a></p> <p>Comprehensive user manual for the FOREO UFO 2, detailing its features, how to use it with power activated masks and sheet masks, app integration, troubleshooting, and warranty information for advanced skincare.</p>   |
|  | <p><a href="#">FOREO UFO™ mini User Manual: Swedish Beauty-Tech Skincare Guide</a></p> <p>Comprehensive user manual for the FOREO UFO™ mini, detailing how to use, clean, and maintain your Swedish beauty-tech device. Learn about its features, masks, app integration, troubleshooting, and warranty.</p>  |



