

Igloo IRF32BK

Igloo IRF32BK 3.2 Cu. Ft. Compact Refrigerator with Freezer

INSTRUCTION MANUAL

Introduction

This manual provides essential information for the safe and efficient operation of your Igloo IRF32BK 3.2 Cu. Ft. Compact Refrigerator with Freezer. Please read these instructions thoroughly before installation and use, and retain them for future reference. This appliance is designed to keep food and beverages at optimal temperatures, featuring a separate freezer compartment and versatile storage options.



Image Description: A full front view of the Igloo IRF32BK 3.2 Cu. Ft. Compact Refrigerator in black, showcasing its sleek,

single-door design. The Igloo logo is visible on the upper right corner of the door.

Safety Information

To reduce the risk of fire, electric shock, or injury when using your appliance, follow these basic precautions:

- Read all instructions before using the refrigerator.
- Do not touch cold surfaces, especially when hands are wet.
- Ensure the refrigerator is properly grounded.
- Unplug the refrigerator before cleaning or making repairs.
- Keep ventilation openings clear of obstruction.
- Do not store explosive substances such as aerosol cans with a flammable propellant in this appliance.
- This appliance is intended for household use only.

Setup

Unpacking


1. Remove all packaging materials, including foam and adhesive tape.
2. Inspect the refrigerator for any damage. Report any damage to the retailer immediately.
3. Clean the interior and exterior surfaces with a soft cloth and mild detergent before use.

Placement

Select a location with a strong, level floor capable of supporting the refrigerator when fully loaded. Allow adequate space around the unit for proper ventilation.

- **Dimensions:** 18.5 inches (Depth) x 19 inches (Width) x 31.75 inches (Height).
- Ensure at least 4 inches of space at the back and sides for air circulation.
- Avoid direct sunlight or heat sources.

3.2 cu. ft. Compact Refrigerator and Freezer



Cool Snacks &
Drinks Anywhere




Image Description: An image illustrating the dimensions of the 3.2 Cu. Ft. compact refrigerator (17.25"D x 18.75"W x 32.75"H) and suggesting suitable placement locations such as dorms, offices, and garages.

Leveling

The refrigerator is equipped with adjustable leveling feet. Adjust them to ensure the unit is stable and level, which is crucial for efficient operation and proper door sealing.

Door Reversal

The door hinges are reversible, allowing you to change the door swing direction to suit your space requirements. Refer to the detailed diagram in the packaging for specific instructions on reversing the door.

Initial Power-On

After placement and leveling, wait for at least 2-4 hours before plugging the refrigerator into a power outlet. This allows the refrigerant to settle, preventing potential damage to the cooling system.

Operating Instructions

Temperature Control

The refrigerator features an easy-access dial thermostat to adjust the internal temperature. The cooling range

is between 32°F (0°C) and 50°F (10°C). Turn the dial to a higher number for colder temperatures and a lower number for warmer temperatures.



Image Description: The interior of the Igloo IRF32BK refrigerator with the door open, showing the thermostat dial on the upper right and a hand removing one of the two glass shelves. This illustrates the adjustable temperature control and versatile storage.

Storage Features

The 3.2 Cu. Ft. capacity offers versatile storage options:

- **Shelves:** Two frameless slide-out glass shelves with spill prevention guards can be adjusted to accommodate various food and beverage sizes.
- **Door Storage:** Includes an 8-can dispenser, 2-liter tall bottle storage, and a condiment shelf.
- **Freezer Compartment:** A separate compartment provides space for frozen items.

Small in Size, Big on Space



Separate Freezer
Compartment

8-Can
Dispenser



Adjustable
Feet

2L Tall Bottle
Storage



Image Description: An open view of the Igloo IRF32BK refrigerator's interior, displaying various food items, beverages in the can dispenser, and a 2-liter bottle. This highlights the separate freezer compartment, adjustable shelves, and door storage.

Maintenance

Cleaning

Regular cleaning helps maintain the efficiency and appearance of your refrigerator.

- **Interior:** Unplug the unit. Wash interior surfaces with a solution of warm water and baking soda (2 tablespoons baking soda to 1 quart water). Rinse and dry thoroughly.
- **Exterior:** Clean the exterior with a mild detergent and warm water. Dry with a soft cloth.
- **Door Gasket:** Clean the door gasket regularly to ensure a proper seal.

Defrosting

This refrigerator features an automatic defrost system, minimizing the need for manual defrosting in the main compartment. The freezer compartment may accumulate some frost and can be manually defrosted as needed. Always unplug the unit before defrosting the freezer.



Image Description: A detailed view of the seperate freezer compartment, showing its internal dimensions and included accessories like an ice cube tray and a drip tray, useful for manual defrosting.

Troubleshooting

Before contacting customer service, review these common issues and solutions:

Problem	Possible Cause	Solution
Refrigerator does not operate	Not plugged in; circuit breaker tripped; temperature control set to 'OFF'.	Ensure plug is secure; reset circuit breaker; adjust temperature control.
Temperature is not cold enough	Door opened too frequently; warm food placed inside; poor ventilation; thermostat setting too high.	Minimize door openings; allow hot food to cool before storing; ensure proper clearance; adjust thermostat to a colder setting.
Excessive noise	Refrigerator is not level; loose parts; normal operating sounds.	Adjust leveling feet; check for loose items; some sounds (e.g., refrigerant flow) are normal.
Door does not close properly	Refrigerator not level; door gasket dirty or damaged; food packages obstructing.	Level the unit; clean or replace gasket; rearrange contents.

Specifications

Detailed specifications for the Igloo IRF32BK 3.2 Cu. Ft. Compact Refrigerator:

Feature	Detail
Brand	Igloo
Model Info	IRF32BK
Item Weight	33.2 pounds
Product Dimensions	18.5 x 19 x 31.75 inches (D x W x H)
Capacity	3.2 Cubic Feet
Annual Energy Consumption	206 Kilowatt Hours
Refrigerator Fresh Food Capacity	3.2 Cubic Feet

Feature	Detail
Freezer Capacity	0.9 Cubic Feet
Installation Type	Wall Mount (referring to compact design, not literal wall mounting)
Form Factor	Compact
Color	Black Original
Defrost System	Automatic
Door Hinges	Reversible
Shelf Type	Glass shelf, recessed, slide out
Number of Shelves	2
Certification	Energy Star
Number Of Doors	1










Image Description: A detailed diagram showing the exterior dimensions of the Igloo IRF32BK compact refrigerator: 31.75 inches in height, 19 inches in width, and 18.5 inches in depth.

Warranty and Support

For warranty information or technical support, please refer to the warranty card included with your purchase or visit the official Igloo website. Keep your proof of purchase for any warranty claims.

Related Documents - IRF32BK

	<p>Igloo 3.2 Cu. Ft. Refrigerator (IRF32BK) - Instruction Manual and User Guide</p> <p>Comprehensive instruction manual for the Igloo 3.2 Cu. Ft. Refrigerator (Model IRF32BK). Includes safety guidelines, operating instructions, maintenance tips, and warranty information.</p>
	<p>Igloo FR551 Refrigerator-Freezer Instruction Manual</p> <p>Comprehensive instruction manual for the Igloo FR551 Refrigerator-Freezer, detailing safety precautions, installation guidelines, operating procedures, maintenance tips, and troubleshooting solutions.</p>
	<p>Igloo FR832I-H-BLACK Compact Refrigerator Owner's Use and Care Guide</p> <p>Comprehensive owner's manual for the Igloo FR832I-H-BLACK compact refrigerator, covering installation, operation, safety, maintenance, and troubleshooting. Learn how to use and care for your appliance.</p>
	<p>Igloo 1.6 Cu. Ft. Stainless Steel Refrigerator with Freezer Instruction Manual</p> <p>This manual provides operating instructions, safety precautions, and maintenance guidelines for the Igloo 1.6 Cu. Ft. Stainless Steel Refrigerator with Freezer (Model IRF16SS). It covers installation, usage, cleaning, and troubleshooting.</p>
	<p>Igloo FR8341-I Compact Refrigerator Owner's Use and Care Guide</p> <p>This guide provides essential information for the Igloo FR8341-I Compact Refrigerator, covering installation, operation, safety precautions, energy saving tips, cleaning, maintenance, and troubleshooting. Learn how to properly use and care for your appliance.</p>
	<p>Igloo FR832I-F-WHITE Compact Refrigerator Owner's Use and Care Guide</p> <p>This owner's use and care guide provides essential information for the Igloo FR832I-F-WHITE compact refrigerator, including safety instructions, installation procedures, operating guidelines, maintenance tips, and troubleshooting advice.</p>



[Igloo 3.2 Cu. Ft. Refrigerator \(IRF32BK\) - Instruction Manual and User Guide](#)

Comprehensive instruction manual for the Igloo 3.2 Cu. Ft. Refrigerator (Model IRF32BK). Includes safety guidelines, operating instructions, maintenance tips, and warranty information.

lang:en **score:39** filesize: 933.67 K page_count: 34 document date: 2020-10-12



[\[pdf\] User Manual Specifications](#)

IGLOO IRF32BK ENERGY STAR Certified Residential Refrigerators v5 0 certification information for Product ID 2341801 Specification Version 5 CERTIFIED Specifications Brand Name Model Number Type Compact Defrost Manual Yes Built in No Thru the Door Dispenser Ice Maker Counter Depth Height 32 6 Width 18 Capacity Total Volume ft3 3 2 Annual Energy Use kWh yr 193 US Federal Standard 244 Connected 2021 08 29 energystar gov productfinder product certified residential refrigerators details export |||

ENERGY STAR CERTIFIED Residential Refrigerators IGLOO : IRF32BK

Specifications Brand Name: Model Number: Type: Defrost Type: Compact: Built-in: Thru the Door Dispenser: Ice Maker: Counter Depth: Height in : Width in : Capacity Total Volume ft3 : Annual Energy Use kWh/yr : US Federal Standard...

lang:es **score:32** filesize: 19.05 K page_count: 1 document date: 2021-08-29



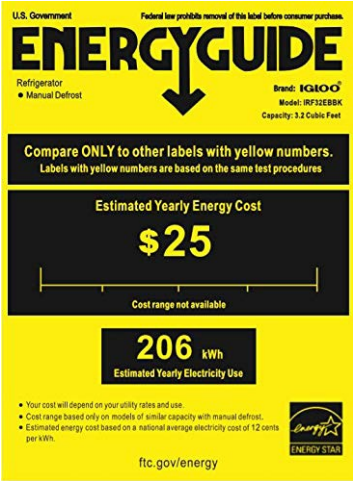
[\[pdf\] User Manual Specifications](#)

IGLOO IRF32BK ENERGY STAR Certified Residential Refrigerators v5 0 certification information for Product ID 2341801 Specification Version 5 2021 12 18 energystar gov productfinder product certified residential refrigerators details export |||

ENERGY STAR CERTIFIED Residential Refrigerators IGLOO : IRF32BK

Specifications ENERGY STAR Unique ID: Brand Name: Model Number: Type: Defrost Type: Compact: Built-in: Thru the Door Dispenser: Ice Maker: Counter Depth: Height in : Width in : Capacity Total Volume ft3 : Annual Energy Use kWh/y...

lang:es **score:31** filesize: 19.38 K page_count: 1 document date: 2021-12-18



[pdf] Guide

Igloo 3 2 Cu Ft Mini Fridge with Freezer Compact Refrigerators Energy Guide IRF32BK 0082677000293
Black files bbystatic tk9O3rsMixRCG96ah6KMFA |||

...

lang:es score:27 filesize: 464.28 K page_count: 1 document date: 2019-02-06



[pdf] User Manual Catalog

3 2 cu ft Mini Fridge in Black with Freezer Use and Care Manual IGLOO IRF32DBBK 082677003843
0082677003843 1005601658 aac02c70 4b4a 4ec0 b9ba 573637e1dda3 images thdstatic catalog Images
aa |||

All products are trademarks of Nostalgia Products LLC. Worldwide design utility patented or patents pending. 2020 Nostalgia Products LLC. IGLOO and the Igloo design are trademarks of Igloo Products Corp. All rights reserved. www.nostalgia products.com rev. 04/08/20 LM IRF32BK 3.2 Cu. Ft. Ref...

lang:en score:27 filesize: 866.35 K page_count: 34 document date: 2020-04-08

Nostalgia Cookware Chemical Disclosures

Detailed chemical disclosures for Nostalgia brand kitchen appliances, including model numbers, product types, and relevant regulatory information from agencies like ATSDR, CDC, and OEHHA.

lang:es score:11 filesize: 808.54 K page_count: 51 document date: 2025-02-06