

TP-Link Deco S4

TP-Link Deco S4 AC1900 Mesh WiFi System User Manual

Model: Deco S4 (3-Pack)

1. INTRODUCTION

The TP-Link Deco S4 AC1900 Mesh WiFi System is designed to provide seamless, whole-home wireless coverage. This system replaces traditional routers and range extenders, creating a unified network with a single network name and password. Devices automatically switch between Deco units as you move through your home, ensuring the fastest possible speeds and eliminating Wi-Fi dead zones.

Each Deco S4 unit features 2 Gigabit Ethernet ports with WAN/LAN auto-sensing capabilities, allowing any unit to function as a Wi-Fi router. The system supports Wi-Fi 5 AC1900 speeds and is compatible with various internet service providers (a modem is required).

2. WHAT'S IN THE BOX

- 3 x Deco S4R Units
- 1 x RJ45 Ethernet Cable
- 3 x Power Adapters
- 1 x Quick Installation Guide

3. PRODUCT OVERVIEW

The Deco S4 units are compact and designed to blend into any home environment. They provide extensive coverage and support numerous devices simultaneously.

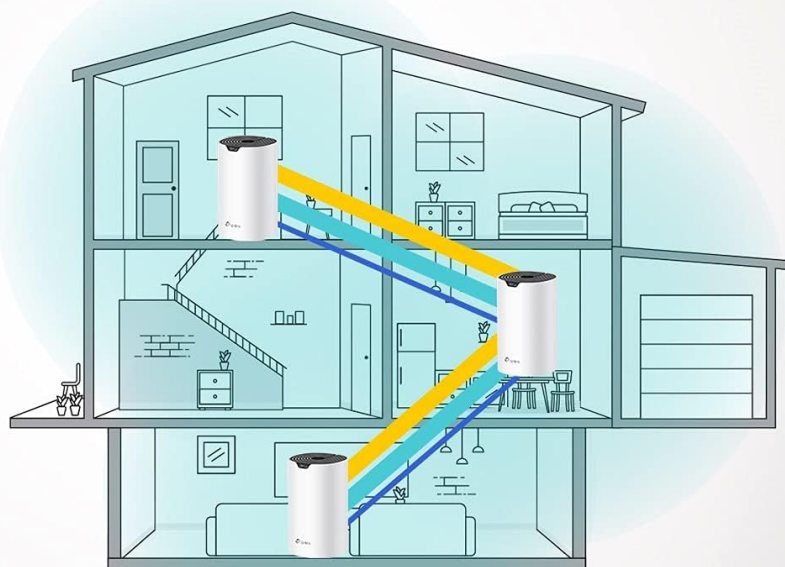


Figure 1: Three Deco S4 units included in the 3-pack.

The mesh technology ensures that your Wi-Fi signal is strong and consistent across your entire home, eliminating areas with poor connectivity.

WiFi Dead Zone Killer

Covers up to 5,500 sq. ft.
Ideal for 3-5 bedroom homes.



2.4 GHz wireless
connection

5 GHz wireless
connection

Optional Ethernet
backhaul

Figure 2: Illustration of Deco S4 units providing Wi-Fi coverage throughout a multi-story home, eliminating dead zones.

The system is capable of handling multiple devices and high-bandwidth activities without buffering, thanks to its AC1900 speeds.

No More Buffering

Single-application connections
for up to 100 devices




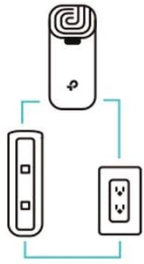
Figure 3: Deco S4 supporting multiple simultaneous connections for streaming, gaming, and smart home devices.

4. SETUP GUIDE

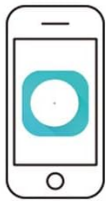
Setting up your TP-Link Deco S4 system is a straightforward process using the Deco mobile application.

1. **Connect Deco to your modem:** Plug one Deco unit into your cable modem using the provided Ethernet cable. Power on both the Deco unit and your modem.
2. **Download the Deco App:** Download and install the TP-Link Deco app on your Android or iOS device. The app is available on the Google Play Store and Apple App Store.
3. **Follow In-App Instructions:** Launch the Deco app and follow the step-by-step instructions to configure your Deco system. This includes creating your Wi-Fi network name and password.
4. **Add Additional Units:** Once the first unit is set up, the app will guide you through adding the remaining Deco units to expand your Wi-Fi coverage. Place them strategically around your home for optimal signal.

Setup Just Got a Lot Easier



- 1 Connect Deco to your cable modem & turn on both



- 2 Download & launch the Deco app



- 3 Follow the in-app instructions to configure your Deco system

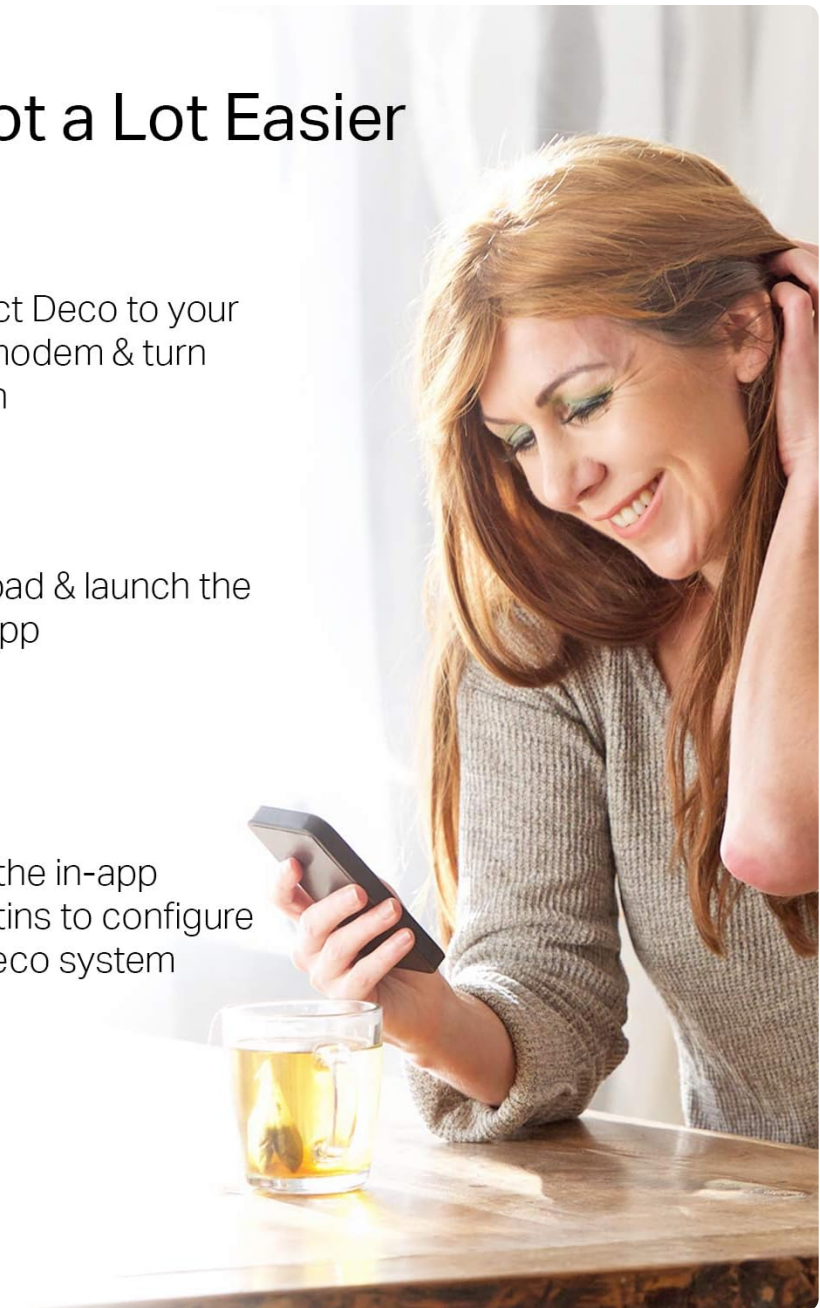


Figure 4: Visual guide to the quick and easy setup process via the Deco app.

Your browser does not support the video tag.

Video 1: A demonstration of setting up the Deco Mesh WiFi System to eliminate dead zones.

5. OPERATING YOUR DECO SYSTEM

5.1 Seamless Roaming

The Deco system creates a single, unified Wi-Fi network. As you move around your home, your devices automatically connect to the Deco unit with the strongest signal, ensuring uninterrupted connectivity without manual switching.

Seamless Roaming with One WiFi Name



Figure 5: Devices seamlessly switch between Deco units for continuous Wi-Fi coverage.

5.2 Parental Controls

The Deco app provides robust parental controls to manage internet access for family members. You can:

- **Filter Content:** Block inappropriate websites based on age-appropriateness.
- **Set Time Limits:** Control how much time each person can spend online.
- **View Insights:** Monitor visited websites and online time.
- **Suspend Connectivity:** Temporarily pause internet access for specific profiles.



Parental Controls

Simple, intuitive parental controls make it easy to keep your children safe while they're online



Filter Levels

One-touch security settings block websites based on age-appropriateness.



Time Limits

Set limits on how much time each person in your family can spend online.



Insights

View your children's visited sites, & time spent on each, to ensure safety while online.



Suspend Connectivity

Bring quality time back to the home with a tap of a button to suspend internet access.

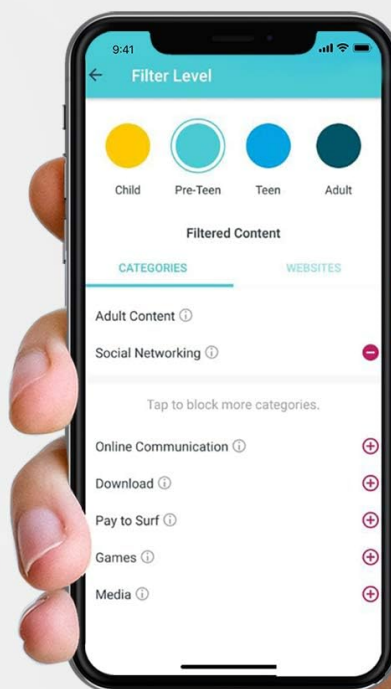


Figure 6: The Deco app's parental control features for managing family internet usage.

5.3 Voice Control with Alexa

The Deco S4 system works with Alexa, allowing you to control certain functions with voice commands, such as turning guest Wi-Fi on or off.

Your browser does not support the video tag.

Video 2: A user review highlighting the ease of use and features of the Deco system, including app control.

6. MAINTENANCE

Regular maintenance ensures optimal performance of your Deco system.

- **Firmware Updates:** The Deco app will notify you of available firmware updates. It is recommended to keep your system updated to benefit from the latest features and security enhancements.
- **Rebooting:** If you experience connectivity issues, a simple reboot of your Deco units and modem can often resolve the problem. This can typically be done via the Deco app or by unplugging and replugging the power adapters.

7. TROUBLESHOOTING

The LED indicator on your Deco unit provides information about its status:

- **Solid White:** Deco is starting up.
- **Pulsing Blue:** Deco is ready for setup.
- **Solid Green:** Deco is online and working correctly.
- **Solid Red:** Deco has an issue (e.g., no internet connection). Refer to the app for details.

For more detailed troubleshooting, consult the Deco app's help section or the TP-Link support website.

Your browser does not support the video tag.

Video 3: A user's perspective on key considerations before purchasing and setting up the TP-Link Deco Mesh WiFi System.

8. SPECIFICATIONS

Brand	TP-Link
Model Name	Deco S4(3-Pack)
Wireless Communication Standard	802.11ac
Frequency Band Class	Dual-Band
Connectivity Technology	Ethernet, Wi-Fi
Special Feature	Access Point Mode
Coverage	Up to 5,500 sq. ft. (3-pack)
Ethernet Ports	2 Gigabit Ethernet ports per unit (6 total for 3-pack)
Dimensions	3.57 x 3.57 x 6.39 inches
Item Weight	4.2 pounds

9. WARRANTY AND SUPPORT

For warranty information and technical support, please visit the official TP-Link website or contact their customer service. Details can typically be found in the Quick Installation Guide included with your product.

Legal Disclaimer: Maximum wireless transmission rates are physical rates derived from IEEE Standard 802.11 specifications. Range, coverage, and maximum quantity of connected devices are based on test results under normal usage conditions. Actual wireless data throughput, wireless coverage, and quantity of connected devices are not guaranteed and will vary due to environmental factors, network conditions, and client limitations. Clients need to support 802.11k/v/r and may require additional setup. Performance may vary depending on the client device. Actual network speed may be limited by the rate of the product's Ethernet WAN or LAN port, the rate supported by the network cable, Internet service provider factors, and other environmental conditions.







For further assistance, you may contact TP-Link support via:

Phone: (866) 225-8139

Website: myproducts.tp-link.com/us

Email: support.USA@tp-link.com

Related Documents - Deco S4

	<p>TP-Link Deco Quick Installation Guide</p> <p>Quick installation guide for TP-Link Deco mesh WiFi systems, providing setup instructions and LED status explanations in multiple languages.</p>
	<p>TP-Link Deco E4 AC1200 Whole Home Mesh WiFi System Features & Specifications</p> <p>Discover the TP-Link Deco E4, an AC1200 Whole Home Mesh WiFi System designed to eliminate dead zones, provide seamless roaming, and offer robust parental controls. Learn about its features, specifications, and how it simplifies your home network.</p>
	<p>TP-Link Deco App User Guide: Mesh Wi-Fi Setup, Management & Features</p> <p>Explore the TP-Link Deco app user guide for seamless mesh Wi-Fi setup, network monitoring, parental controls, smart home integration, VPN, and advanced features. Optimize your home network.</p>
	<p>TP-Link Deco Router Quick Installation Guide</p> <p>A quick guide for installing and setting up your TP-Link Deco Router, including LED status explanations and troubleshooting tips.</p>
	<p>TP-Link Deco AC1200 Whole Home Mesh Wi-Fi System User Guide</p> <p>Comprehensive user guide for the TP-Link Deco AC1200 Whole Home Mesh Wi-Fi System (M4/M4R/E4/E4R/W2400), covering setup, configuration, advanced features, and regulatory information.</p>
	<p>AXE5400 Tri-Band Mesh Wi-Fi 6E System User Guide</p> <p>Comprehensive user guide for the AXE5400 Tri-Band Mesh Wi-Fi 6E System, covering setup, troubleshooting, and technical specifications. Learn how to enhance your home network with TP-Link's advanced Wi-Fi technology.</p>