

## **MPC B-4770-443**

# **MPC Remote Start Kit User Manual**

**MODEL: B-4770-443**

Compatible with 2014-2019 Toyota Highlander (Gas, Key-to-Start)

## **1. Introduction and Overview**

---

This manual provides comprehensive instructions for the installation, operation, and maintenance of your MPC Remote Start Kit. This kit is designed to add remote start functionality to your 2014-2019 Toyota Highlander with a key-to-start ignition and gas engine. It includes an all-in-one remote starter data interface module and a T-Harness, with firmware preloaded for your specific vehicle.

The system utilizes your existing factory remote to initiate the remote start sequence by pressing the "lock" button three times, eliminating the need for additional key fobs. Enjoy the convenience of warming or cooling your vehicle before entry.



Figure 1: MPC Remote Start Kit components.

## 2. Product Features

- **Complete Kit:** Includes remote starter data interface module and T-Harness, preloaded with vehicle-specific firmware.
- **OEM Remote Activation:** Activates remote start by pressing the factory remote's "lock" button three times. No extra key fobs required.
- **Semi Plug & Play Installation:** Features a T-Harness to simplify wiring, though some direct wiring connections are still required.
- **Climate Control:** Allows for pre-warming or pre-cooling of the vehicle's interior.
- **Expandable Options:** Compatible with optional smartphone app control and long-range key fobs (sold separately).

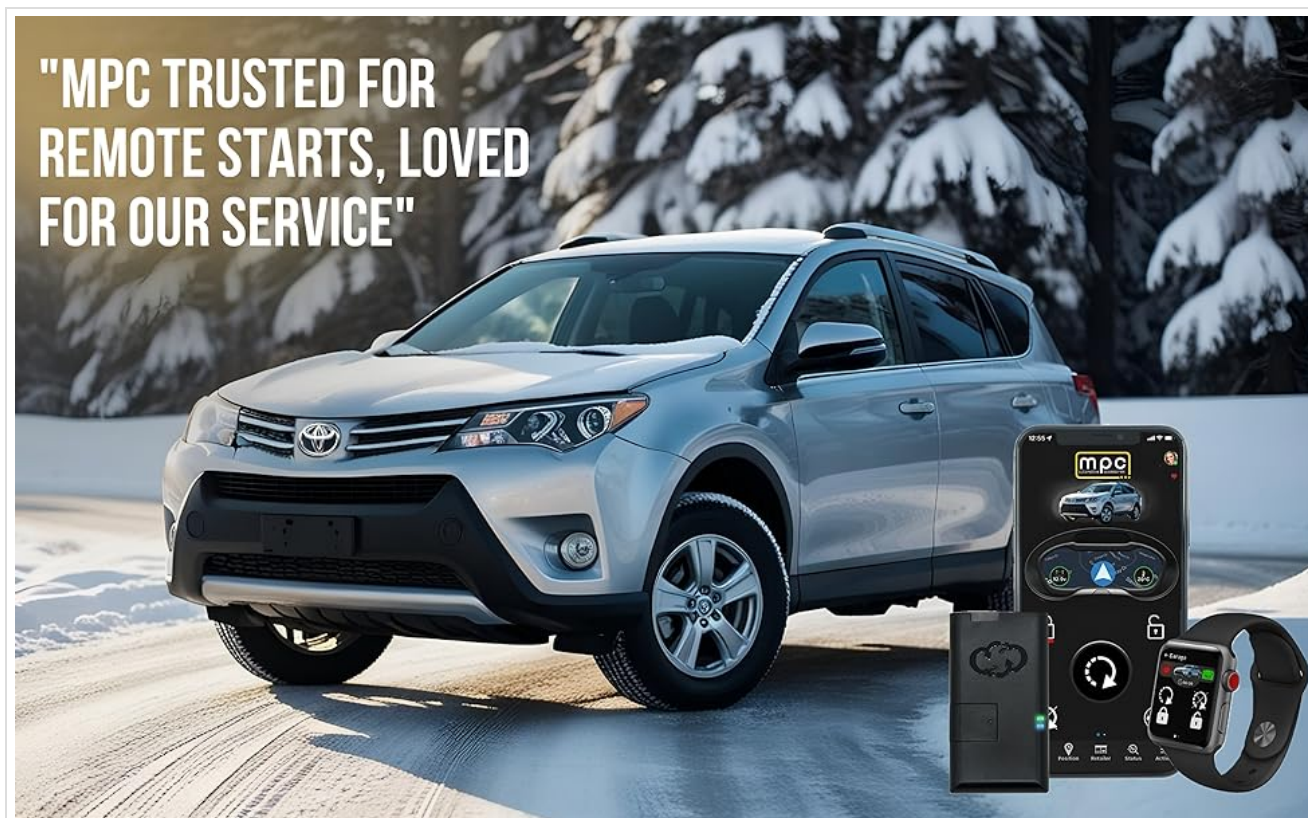


Figure 2: Remote start benefits for all seasons.

### 3. Compatibility and Important Notes

This remote start kit is specifically designed for **2014-2019 Toyota Highlander models with a conventional key-start ignition and gas engine only**. It is not compatible with push-to-start vehicles or hybrid models. Please verify your vehicle's ignition type before proceeding with installation.





Figure 3: Vehicle ignition type requirements.



Figure 4: Critical compatibility check.

### Understanding Toyota Key Types

The following video provides a detailed explanation of different Toyota key types, which is crucial for confirming your vehicle's compatibility with this remote start kit.

Video 1: Understanding Key Types for MPC Remote Start Kits: Toyota. This video explains how to identify different Toyota key types (Standard, Dot-Key, G-Key, H-Key, and Push-to-Start ignition) to ensure compatibility with your MPC remote start kit.

#### 4. Installation

This kit features a semi plug-and-play installation process, significantly reducing the number of required wiring connections compared to typical systems. While the T-Harness simplifies much of the process, some direct wiring connections will still be necessary.

Concise directions with wire colors and locations are provided to guide you. Individuals with basic knowledge of car electronics wiring should be able to successfully install this product.




Figure 5: Ease of installation for the remote start kit.



Figure 6: Example of a useful tool for installation.

For detailed installation guidance, including wire colors and locations, please refer to the exclusive copyrighted installation tip sheet provided by MPC's professional technicians. A link to download this resource is available through MPC technical support.

## 5. Operating Instructions

---

To activate the remote start feature, simply press the "lock" button on your factory key fob three (3) times in quick succession. Your vehicle will start and run for a preset duration, allowing the interior to reach a comfortable temperature.



Figure 7: Using your OEM factory remote for remote start.

To turn off the vehicle after remote starting, press the "lock" button three (3) times again, or simply insert your key into the ignition and turn it to the "ON" position before driving.

## 6. Available Options (Additional Cost)

---

Enhance your remote start experience with the following optional accessories:

- **MPC Smartphone App Ready:** Add an Interface Module to enable remote start control via a smartphone app (U.S. ONLY).
- **EVO-REMOTE-1 Ready:** Add (2) Ultra-Compact 1-Button 1-Way Keyless Entry Remotes for basic remote start functionality.
- **EVO-REMOTE-4 Ready:** Add (2) Long-Range 4-Button 2-Way Keyless Entry Remotes for extended range and feedback.






Figure 8: Optional remote start accessories.

## 7. Technical Support

---

MPC is committed to providing excellent technical support. We offer a link to download MPC's exclusive copyrighted installation tip sheet, created by our professional technicians to assist you throughout the installation process. For direct assistance, U.S.-based technical support is available Monday-Friday, 9am-5pm Arizona time. You can also open a web-based support ticket 24/7 for any questions or issues.



Accessing tip sheets on a tablet.



Accessing tip sheets on a laptop.

## 8. Specifications

---

Item Weight	3 pounds
Product Dimensions	12 x 15.5 x 0.5 inches
Item Model Number	B-4770-443
Wireless Remote	Yes (uses existing OEM remote)
Manufacturer	MPC Products
First Available Date	February 3, 2020

## 9. Warranty and Legal Disclaimer

For warranty information, please contact MPC Technical Support. This product is from a small business brand.

**Legal Disclaimer:**

**THIS KIT DOES NOT INCLUDE ANY OEM KEY FOB OR OEM REMOTE. Remote start is activated by pressing the "lock" button three times on your existing remote.**