

Casio DBC611-1VT

Casio DBC-611-1VT Memory Calculator Databank Watch User Manual

Model: DBC-611-1VT Silver

1. PRODUCT OVERVIEW

The Casio Memory Calculator Databank Watch DBC-611-1VT is a versatile digital timepiece designed for daily use, offering advanced functionalities beyond standard timekeeping. It integrates an 8-digit calculator, a multilingual Databank with 25-page Telememo storage, dual time mode, multiple alarms, and a 1/100-second stopwatch. Its durable stainless steel band and water-resistant design ensure reliability and comfort.



Figure 1.1: Front view of the Casio DBC-611-1VT Memory Calculator Databank Watch, showcasing its digital display and calculator keypad.

2. SETUP

2.1 Initial Battery Installation

The Casio DBC-611-1VT watch comes with a pre-installed CR123A battery, designed for approximately 5 years of operation. No immediate battery installation is typically required upon purchase.

2.2 Setting the Time and Date

To set the time and date, press the **ADJUST** button (usually located on the top left) until the time digits begin to flash. Use the **MODE** button (bottom left) to cycle through hours, minutes, seconds, year, month, and day. Use the calculator keypad or other designated buttons (refer to the watch's specific button labels) to adjust the values. Press **ADJUST** again to confirm and exit the setting mode.

2.3 Adjusting the Band

The stainless steel band features an adjustable clasp. To resize, locate the small arrow on the clasp. Use a small, pointed tool to lift the locking mechanism, slide the clasp along the band to the desired length, and then press the locking mechanism back down firmly to secure it. Ensure the watch fits comfortably and securely on your wrist.



Figure 2.1: The Casio DBC-611-1VT watch displayed on a wrist, illustrating its fit and appearance.

3. OPERATING INSTRUCTIONS

3.1 Timekeeping Mode

The watch displays the current time, day, and date. It supports a dual time mode, allowing you to track two different time zones simultaneously. The accuracy is rated at ± 15 seconds per month.

3.2 Calculator Function

Access the 8-digit calculator by pressing the **MODE** button until the calculator display appears. Use the integrated keypad for basic arithmetic operations (addition, subtraction, multiplication, division). The calculator is designed for quick calculations on the go.

3.3 Databank (Telememo) Function

The Databank function allows storage of up to 25 pages of contact information, including names and phone numbers. To enter or recall data, navigate to the Databank mode using the **MODE** button. Follow the on-screen prompts to input or search for entries. The Databank supports multilingual display.

3.4 Stopwatch Function

The 1/100-second stopwatch can be used for precise time tracking. It supports elapsed time, split time, and first/second place timing. To activate, switch to stopwatch mode via the **MODE** button and use the designated start/stop and reset buttons.

3.5 Alarms and Hourly Time Signal

The watch features five independent daily alarms and an hourly time signal. Alarms can be set for daily, monthly, or annual occurrences. To set an alarm, enter the alarm mode and adjust the time using the appropriate buttons. The hourly time signal provides a short beep every hour on the hour.

3.6 Auto LED Light

The Auto LED light illuminates the display for improved readability in low-light conditions. This feature can typically be activated or deactivated through a specific button press or setting within the watch's configuration menu.

4. MAINTENANCE

4.1 Battery Life

The watch is powered by a CR123A battery with an approximate lifespan of 5 years. When the display becomes dim or functions become erratic, it may indicate a low battery. Battery replacement should ideally be performed by a qualified watch technician to ensure water resistance is maintained.

4.2 Water Resistance

The Casio DBC-611-1VT is water-resistant, offering protection against minor splashes and moisture exposure. It is not intended for swimming, diving, or prolonged water immersion. Avoid operating buttons while the watch is wet to prevent water ingress.

4.3 Cleaning

To clean the watch, wipe it with a soft, dry cloth. For stubborn dirt, a slightly damp cloth can be used, followed by immediate drying. Avoid using chemical cleaners, solvents, or abrasive materials, as these can damage the watch's finish or components.

5. TROUBLESHOOTING

5.1 Display is Blank or Dim

- Check if the battery is low. Replace the battery if necessary.
- Ensure the watch has not been exposed to extreme temperatures.

5.2 Time is Inaccurate

- Re-set the time and date according to Section 2.2.
- Exposure to strong magnetic fields can affect accuracy. Move away from such sources.

5.3 Buttons are Unresponsive

- Ensure the watch is not in a locked mode (if applicable).
- Check for any debris or foreign objects lodged around the buttons.
- If the watch has been exposed to water, ensure it is completely dry.

For issues not covered here, please refer to the official Casio support resources or contact customer service.

6. SPECIFICATIONS

Feature	Specification
Model Number	DBC-611-1VT
Dimensions (Package)	6.42 x 4.45 x 2.83 inches
Weight	1.69 ounces
Battery Type	1 x CR123A (included)
Battery Life	Approximately 5 years

Accuracy	±15 seconds per month
Water Resistance	Minor splashes and moisture exposure
Databank Capacity	25 pages (Telememo)
Stopwatch	1/100-second
Alarms	5 daily alarms, hourly time signal









Figure 6.1: The Casio Vintage Collection packaging, indicating the product's heritage.

7. WARRANTY AND SUPPORT

This product is manufactured by Casio. For detailed warranty information, terms, and conditions, please refer to the warranty card included with your purchase or visit the official Casio website. Casio provides customer support for product inquiries, technical assistance, and service requests.
Official Casio Website: www.casio.com

© 2024 Casio. All rights reserved.

Related Documents - DBC611-1VT

	<p>Casio DBC-30/30G/300A/300GA Watch User Manual (Module 1253)</p> <p>User manual for Casio DBC-30, DBC-30G, DBC-300A, and DBC-300GA watches (Module 1253). Details features like timekeeping, phonebook, calculator, alarms, stopwatch, water resistance, and watch care.</p>
	<p>Casio DBC-32 Module 2888 Watch User Manual</p> <p>User manual for the Casio DBC-32 watch (Module 2888), providing detailed instructions on time setting, alarms, stopwatch, calculator, phonebook, water resistance, and technical specifications.</p>
	<p>Руководство пользователя часов CASIO Модуль 676</p> <p>Подробное руководство пользователя для часов CASIO Модуль 676, охватывающее функции Мирового времени, Таймера, Секундомера, Телефонной книги, Расписания и Калькулятора. Включает инструкции по установке времени, будильников и использованию различных функций.</p>
	<p>CASIO CMD-40/CMD-40G Watch User Manual (Module 1174) - Remote Control & Functions</p> <p>Comprehensive user manual for CASIO CMD-40 and CMD-40G digital watches (Module 1174), detailing remote control functions for TVs and VCRs, calculator, alarm, and stopwatch modes. Includes instructions for setting time, date, and learning remote signals.</p>
	<p>Casio LAW-21 Модуль 2789: Руководство пользователя и характеристики</p> <p>Полное руководство пользователя для часов Casio LAW-21 (Модуль 2789). Содержит инструкции по эксплуатации, уходу, описания режимов работы (текущее время, мировое время, таймер, секундомер, будильник) и технические характеристики.</p>
	<p>Casio HR-300RC Printing Calculator User Guide: Features, Operations, and Calculations</p> <p>Comprehensive user guide for the Casio HR-300RC printing calculator. Learn about its features, AC operation, battery replacement, basic and advanced calculations, tax functions, cost/sell/margin calculations, date/time functions, error handling, and printing capabilities.</p>