

Manuals+

[Q & A](#) | [Deep Search](#) | [Upload](#)

manuals.plus /

› [Jada](#) /

› [Jada Bigtime Muscle 1:24 1970 Ford Mustang Boss 429 Die-cast Model Instruction Manual](#)

Jada 31648

Jada Bigtime Muscle 1:24 1970 Ford Mustang Boss 429 Die-cast Model Instruction Manual

Model: 31648



Figure 0: An angled front view of the Jada Bigtime Muscle 1:24 1970 Ford Mustang Boss 429 die-cast model in candy red, showcasing its overall design and finish.

1. INTRODUCTION

This manual provides essential information for the Jada Bigtime Muscle 1:24 1970 Ford Mustang Boss 429 die-cast model. This collectible vehicle is designed with intricate details, including opening doors, hood, and trunk, and a detailed interior. Please read these instructions carefully to ensure proper handling and maintenance of your model.

Intended Use: This die-cast model is intended for display and light handling by collectors and enthusiasts aged 8 years and up. It is not designed for rough play.

2. PRODUCT FEATURES

- Authentically licensed product from Ford.
- 1:24 scale die-cast model of the 1970 Ford Mustang Boss 429.
- Constructed from durable 100% die-cast metal with premium rubber tires.
- Features include an opening hood, opening doors, detailed interior, and opening trunk.
- Designed for collectors and enthusiasts.

3. SETUP

The Jada Bigtime Muscle 1:24 1970 Ford Mustang Boss 429 die-cast model comes pre-assembled and ready for display. No assembly is required.

3.1 Unboxing

1. Carefully remove the model from its packaging.
2. Inspect the model for any signs of damage during transit.
3. Retain packaging for future storage or transport if desired.



Figure 1: The Jada Bigtime Muscle 1970 Ford Mustang Boss 429 die-cast model shown in its retail packaging, ready for unboxing.

4. OPERATING THE MODEL FEATURES

This die-cast model includes several interactive features designed to showcase its detailed construction. Handle these features gently to prevent damage.

4.1 Opening the Hood

Gently lift the front edge of the hood to reveal the detailed engine compartment. Avoid forcing the hood if it feels stiff.

4.2 Opening the Doors

Carefully pull the door handles or the edge of the doors outwards to open them. This will expose the detailed interior of the vehicle.

4.3 Opening the Trunk

Locate the seam of the trunk lid and gently lift it to open. The trunk may reveal a spare tire or other molded details.



Figure 2: The die-cast model with its hood and driver's side door open, showcasing the engine and interior details.

5. MAINTENANCE AND CARE

Proper care will preserve the appearance and integrity of your die-cast model for years to come.

- **Avoid Rough Handling:** Die-cast models are delicate. Avoid dropping or subjecting the model to strong impacts.
- **Dust Regularly:** Use a soft, dry cloth to gently dust the model. Avoid abrasive materials that could scratch the paint finish.
- **Keep Dry:** Avoid getting the model wet to prevent potential rust on metal components and damage to paint or decals.
- **Storage:** Store the model in a cool, dry place away from direct sunlight to prevent fading of paint and interior materials.

6. TROUBLESHOOTING

Most issues with die-cast models are related to handling. Here are some common concerns and solutions:

- **Stiff Moving Parts (Doors, Hood, Trunk):** If a part is stiff, do not force it. Apply very gentle, consistent pressure. Sometimes, a small amount of silicone lubricant (applied with a cotton swab, avoiding painted surfaces) can help, but use with extreme caution.
- **Dust Accumulation:** Refer to the "Maintenance and Care" section for dusting instructions. For intricate areas, a soft brush or compressed air (used gently from a distance) can be effective.
- **Minor Scratches:** For very minor surface scratches, specialized model car polish might be used, but this should be done with caution and tested on an inconspicuous area first. Deep scratches are generally not repairable without professional restoration.

7. SPECIFICATIONS

Feature	Detail
Brand	Jada
Model Number	31648
Scale	1:24
Vehicle	1970 Ford Mustang Boss 429
Color	Red
Material	Die-cast Metal, Rubber (tires)
Product Dimensions	3.25"D x 8.25"W x 2.25"H
Item Weight	1.5 Pounds
Recommended Age	8 years and up
UPC	801310316481

8. SAFETY INFORMATION

- **Age Recommendation:** This product is recommended for ages 8 years and up. It contains small parts that may pose a choking hazard for younger children.
- **Not a Toy for Infants:** Keep away from children under 3 years of age.
- **Display Only:** While durable, this is a collectible model and not intended for rough play.
- **Proposition 65 Warning:** This product may contain chemicals known to the State of California to cause cancer and birth defects or other reproductive harm.

9. WARRANTY AND SUPPORT

For information regarding warranty coverage or product support, please refer to the official Jada Toys website or contact their customer service directly. Details are typically provided with the product packaging or on the manufacturer's official channels.





Manufacturer: Jada Toys



Release Date: January 27, 2020

© 2025 Jada Toys. All rights reserved.

This manual is for informational purposes only. Product specifications are subject to change without notice.

Related Documents - 31648

	<p>Jada FF19 7.5" RC Car Instruction Manual</p> <p>This document provides instructions for operating and maintaining the Jada FF19 7.5" RC Car, including features like the vapor function and turbo boost. It covers battery installation, troubleshooting, and safety precautions.</p>
	<p>Jada 1/16" RC Vehicle: User Manual and Operation Guide</p> <p>Get detailed instructions for your Jada 1/16" remote control vehicle. This guide covers setup, charging, playing, troubleshooting, safety, and regulatory information for model F84228-KMAR-1SH-EN01A.</p>
	<p>Spider-Man RC Standing Drift Function - Five Wheel Stunt FCC Test Report</p> <p>FCC test report for the Spider-Man RC Standing Drift Function - Five Wheel Stunt by Jada Toys Co. Ltd., detailing radiated emission and bandwidth measurements according to FCC Part 15, Subpart C.</p>
	<p>Jada Toys Back to the Future Time Machine R/C 1:16 Scale - User Manual</p> <p>Comprehensive user manual and safety guide for the Jada Toys Back to the Future Time Machine R/C 1:16 scale remote control vehicle. Learn how to charge, operate, troubleshoot, and maintain your RC car, along with important safety information and warranty details.</p>

	<p>Jada Toys Marvel F35981-0000-ISH-4L01A Remote Control Car User Manual</p> <p>Comprehensive user manual for the Jada Toys Marvel F35981-0000-ISH-4L01A remote control car. Includes setup, operation, safety guidelines, and troubleshooting tips.</p>
	<p>Jada Toys RC Buggy Woody Toy Story Edition Instruction Manual</p> <p>Official instruction manual for the Jada Toys RC Buggy Woody, featuring Toy Story branding. Includes setup, operation, battery installation, safety warnings, and customer support information.</p>