

## TEMPO PA901081

# TEMPO PA901081 CoaxReady Deluxe Kit Instruction Manual

Model: PA901081

## 1. INTRODUCTION

---

### 1.1 Product Overview

The TEMPO PA901081 CoaxReady Deluxe Kit is a comprehensive solution designed for professionals and enthusiasts involved in LAN/Ethernet, video, and CATV installations. This kit provides essential tools for working with a wide variety of coaxial connectors, including those used in mini-coax and HDTV applications. It is housed in a durable zipper case for convenient storage and transport.

### 1.2 Kit Contents

The CoaxReady Deluxe Kit includes the following components:

- Coaxial Crimping Tool with various dies
- Coaxial Cable Stripper
- Coaxial Cable Tester
- RJ45 Cable (for testing purposes)
- Assortment of coaxial connectors (F-type, BNC, RCA)
- Terminators and Adapters
- Durable Zipper Carrying Case



Figure 1: Contents of the TEMPO PA901081 CoaxReady Deluxe Kit, including crimper, stripper, tester, connectors, and cables, neatly organized in its carrying case.

## 2. SETUP

---

### 2.1 Unpacking and Inspection

Upon receiving your CoaxReady Deluxe Kit, carefully open the zipper case and inspect all components for any signs of damage. Ensure all listed items in Section 1.2 are present. If any items are missing or damaged, contact Tempo Communications customer support immediately.

### 2.2 Tool Identification and Purpose

- **Crimping Tool:** Used to securely attach coaxial connectors to cables. Features interchangeable dies for various connector types.
- **Cable Stripper:** Designed for precise removal of cable jackets and dielectric material, preparing the

cable for connector attachment.

- **Cable Tester:** Verifies continuity and proper wiring of coaxial and RJ45 cables.
- **Connectors:** Various types (F-type, BNC, RCA) for different applications.
- **Terminators/Adapters:** Used for impedance matching or connecting different cable types.

### 3. OPERATING INSTRUCTIONS

---

#### 3.1 Coaxial Cable Preparation (Stripping)

1. Select the appropriate stripping blade setting on the cable stripper for your coaxial cable type (e.g., RG59, RG6).
2. Insert the end of the coaxial cable into the stripper, ensuring it is seated firmly against the stop.
3. Rotate the stripper around the cable several times until the outer jacket and dielectric are cleanly cut.
4. Remove the cable from the stripper and carefully pull off the stripped sections, exposing the center conductor and braided shield.
5. Trim any stray strands of the braided shield to prevent short circuits.

#### 3.2 Coaxial Connector Crimping

1. After stripping the cable, slide the chosen coaxial connector onto the prepared cable end. Ensure the center conductor protrudes correctly and the braided shield is properly positioned.
2. Select the correct crimping die for your connector type and install it into the crimping tool if not already present.
3. Place the connector with the cable into the designated crimping cavity of the tool.
4. Squeeze the crimping tool handles firmly and completely until the ratchet mechanism releases. This ensures a secure and consistent crimp.
5. Inspect the crimped connection to ensure it is tight and the connector is securely attached to the cable.

#### 3.3 Cable Testing (Coaxial and RJ45)

The included cable tester can verify the integrity of both coaxial and RJ45 cables.

1. **For Coaxial Cables:** Connect one end of the coaxial cable to the "Main" port and the other end to the "Remote" port (if applicable, or loop back to the main unit if it's a single-unit tester). Activate the tester. Observe the indicator lights to confirm continuity and proper connection.
2. **For RJ45 Cables:** Connect one end of the RJ45 cable to the "Main" RJ45 port and the other end to the "Remote" RJ45 port. Activate the tester. The sequence of lights will indicate if all wires are correctly connected and if there are any open or short circuits.



Figure 2: Detailed view of the primary tools within the kit, including the crimper with interchangeable dies, the cable stripper, and the coaxial cable tester.

## 4. MAINTENANCE

---

### 4.1 Cleaning

After each use, wipe down all tools with a clean, dry cloth to remove any dust, dirt, or cable debris. For stubborn grime, a slightly damp cloth can be used, followed by thorough drying. Avoid using harsh chemicals or abrasive cleaners.

### 4.2 Storage

Store the CoaxReady Deluxe Kit in its original zipper carrying case in a cool, dry place, away from direct sunlight and extreme temperatures. Ensure all tools are securely placed in their designated compartments to prevent damage during transport or storage.

### 4.3 Blade and Die Inspection

Periodically inspect the blades of the cable stripper and the crimping dies for wear or damage. Dull blades or worn dies can lead to poor cable preparation and unreliable connections. Replace components as necessary.

## 5. TROUBLESHOOTING

---

Problem	Possible Cause	Solution
Poor crimp connection	Incorrect die size; cable not fully inserted; worn crimping tool.	Ensure correct die is used. Verify cable and connector are fully seated. Inspect crimping tool for wear.

Problem	Possible Cause	Solution
Cable not stripping cleanly	Incorrect blade setting; dull blades; cable not rotated enough.	Adjust blade depth. Replace stripper blades if dull. Ensure full rotation of the stripper.
Cable tester shows errors	Faulty cable; incorrect connection to tester; low battery in tester.	Inspect cable for damage. Ensure secure connection to tester ports. Replace tester batteries.

## 6. SPECIFICATIONS


Feature	Detail
Brand	TEMPO
Model Number	PA901081
Manufacturer	Tempo Communications
Item Weight	4 Pounds (1.81 kg)
Grip Type	Ergonomic
UPC	810025416775
ASIN	B0848D63FC

## 7. WARRANTY AND SUPPORT

For detailed warranty information, technical support, or to inquire about replacement parts, please contact Tempo Communications directly. Refer to the official Tempo Communications website or product packaging for the most current contact details.






Manufacturer: Tempo Communications

### Related Documents - PA901081



#### [Greenlee Tools for Voice, Data, and Video Installation](#)

Explore the comprehensive range of Greenlee tools designed for efficient and reliable voice, data, and video installations. Discover innovative solutions for cable pulling, stripping, cutting, and testing, ensuring faster, safer, and easier project completion.

 <p>Tempo Communications Fiber Inspection Probe FIP100 USER GUIDE</p>	<p><a href="#">Tempo Communications FIP100 Fiber Inspection Probe User Guide</a></p> <p>User guide for the Tempo Communications FIP100 Fiber Inspection Probe, detailing its features, operation, app usage, pass/fail criteria, and maintenance.</p>
 <p>Blue Maestro Tempo Plus 2 App For iOS and Android Instruction Guide</p>	<p><a href="#">Blue Maestro Tempo Plus 2 App Instruction Guide</a></p> <p>A comprehensive guide for the Blue Maestro Tempo Plus 2 App, detailing its features, setup, operation, data logging, viewing, and troubleshooting for both iOS and Android devices.</p>
 <p>Club Car TEMPO AND TEMPO CONNECT (ERIC) ELECTRIC Operator's Manual</p>	<p><a href="#">Club Car Tempo &amp; Tempo Connect (ERIC) Electric Operator's Manual</a></p> <p>Comprehensive operator's manual for the Club Car Tempo and Tempo Connect (ERIC) Electric vehicles. Covers safety, controls, features, specifications, operation, maintenance, and warranty information.</p>
 <p>INSTRUCTION MANUAL MANUAL DE INSTRUCCIONES MANUEL D'INSTRUCTIONS TEMPO COMMUNICATIONS MM810 Digital Multimeter Multimètre numérique</p>	<p><a href="#">Tempo MM810 Digital Multimeter Instruction Manual - Features, Operation, and Safety</a></p> <p>Comprehensive instruction manual for the Tempo MM810 Digital Multimeter. Learn about its features, specifications, safe operation, measurement categories, and maintenance. Includes AC/DC voltage, current, resistance, capacitance, and more.</p>
 <p>NUX Loop Core Deluxe</p>	<p><a href="#">NUX Loop Core Deluxe User Manual: Features, Operation, and Specifications</a></p> <p>Explore the NUX Loop Core Deluxe, an advanced guitar loop pedal. This manual covers its features, product interface, connection diagrams, operation instructions, rhythm tracks, USB connectivity, and technical specifications.</p>

Documents - TEMPO – PA901081



[\[pdf\] Accessories Catalog](#)

Catalog Page Paladin Tempo PA2653 Die Mini coaxial PLATT ELECTRIC SUPPLY 2015

communications page 69 i FE2BA2D3 F192 4691 8DBB 815BD4D63942 rexel cdn products |||


= NEW PRODUCT = REPLACEMENT PART = ACCESSORY B = BARE TOOL

CoaxReady™ Compression Tool Kit PA906003 CoaxReady™ Deluxe Kit

**PA901081** CoaxReady™ Kit PA901054 Adding to our CoaxReady™ solutions, this

kit has everything you will need to terminate any manufacturers cable TV F , RCA or BNC compr...

lang:en score:16 filesize: 157.86 K page\_count: 1 document date: 2016-05-04



[\[pdf\]](#) Decleration of Conformity

Tempo Declaration Digikey xlsx rhanda fields Feb 10 2025 · STRIPPER 22 10AWG ERGONOMIC Current 52050610 PA1118 30 20 AWG PP RETAIL CARD 52050616 PA1123 AWB RoHS3 Statement mm digikey Volume0 opasdata d220001 medias docus 6654 |||  
DECLARATION OF CONFORMITY Manufacturer Info Name Address Telephone number Tempo Communications 1390 ... PA1362 PA1363 PA1366 PA8000 PA8022 PA8045 PA1389 PA8049 PA1670 PA901435 PA901054 PA901053 PA901039 **PA901081** PA4802 PA1240 PA1247 PA3240 PA1255 PA1256 PA1248 PA1258 PA1281 PA1283 PA1115P PA1820 PA2109...  
lang:en score:14 filesize: 175.69 K page\_count: 6 document date: 2025-03-18



[\[pdf\]](#) Warranty Catalog

Catalog Tempo Communications TEMPO HAND TOOLS CATALOG 10 14 2021 8 5x11 tempocom 2022 08 |||  
HAND TOOLS CATALOG FAST. ACCURATE. RELIABLE. COMMUNICATIONS CABLE TV FIBER TESTING PALADIN TO ... 505A PA2653 SMA/SMB/Mini 59 BNC TNC/Mini-UHF ORDERING INFORMATION: PART NO. 52050391 CAT. NO. **PA901081** DESCRIPTION CoaxReady™ Deluxe Kit KIT With this kit a technician is set to tackle most ...  
lang:en score:13 filesize: 49.87 M page\_count: 74 document date: 2021-10-18



[\[pdf\]](#) Warranty Catalog

Catalog Tempo Communications TEMPO HAND TOOLS CATALOG 10 14 2021 8 5x11 PRINT READY tempocom 2022 08 |||  
HAND TOOLS CATALOG FAST. ACCURATE. RELIABLE. COMMUNICATIONS CABLE TV FIBER TESTING PALADIN TO ... 505A PA2653 SMA/SMB/Mini 59 BNC TNC/Mini-UHF ORDERING INFORMATION: PART NO. 52050391 CAT. NO. **PA901081** DESCRIPTION CoaxReady™ Deluxe Kit KIT With this kit a technician is set to tackle most ...  
lang:en score:13 filesize: 50.7 M page\_count: 74 document date: 2021-10-18



[\[pdf\]](#) Warranty Catalog

TEMPO HAND TOOLS CATALOG tempocom 2021 01 Tools are built PALADIN COMBINE RUGGEDNESS RELIABILITY AND VERSATILITY The Paladin brand is synonymous with quality reliability ruggedness and performance Designed to be the go hand tool Tempo Communications repertoire of test measurement solutions—Paladin manufactured by Also included premium 1600 Series Crimper three |||

HAND TOOLS CATALOG FAST. ACCURATE. RELIABLE. COMMUNICATIONS CABLE TV FIBER TESTING PALADIN TO ... 505A PA2653 SMA/SMB/Mini 59 BNC TNC/Mini-UHF ORDERING INFORMATION: PART NO. 52050391 CAT. NO.

**PA901081** DESCRIPTION CoaxReady™ Deluxe Kit KIT With this kit a technician is set to tackle most ...

lang:en score:11 filesize: 22.4 M page\_count: 72 document date: 2020-12-14



[\[pdf\]](#) Warranty Catalog

Tools are built PALADIN TOOLS COMBINE RUGGEDNESS RELIABILITY AND VERSATILITY The Paladin brand is synonymous with quality reliability ruggedness and performance Designed to be the go hand tool TEMPO HAND CATALOG 06 16 tempocom 2021 |||

HAND TOOLS CATALOG FAST. ACCURATE. RELIABLE. COMMUNICATIONS CABLE TV FIBER TESTING PALADIN TO ... 505A PA2653 SMA/SMB/Mini 59 BNC TNC/Mini-UHF ORDERING INFORMATION: PART NO. 52050391 CAT. NO.

**PA901081** DESCRIPTION CoaxReady™ Deluxe Kit KIT With this kit a technician is set to tackle most ...

lang:en score:11 filesize: 43.99 M page\_count: 74 document date: 2021-06-16





[\[pdf\]](#) Warranty Catalog

Tools are built PALADIN TOOLS COMBINE RUGGEDNESS RELIABILITY AND VERSATILITY The Paladin brand is synonymous with quality reliability ruggedness and performance Designed to be the go hand tool TEMPO HAND CATALOG 06 16 Print Ready tempocom 2021 |||

HAND TOOLS CATALOG FAST. ACCURATE. RELIABLE. COMMUNICATIONS CABLE TV FIBER TESTING PALADIN TO ... 505A PA2653 SMA/SMB/Mini 59 BNC TNC/Mini-UHF ORDERING INFORMATION: PART NO. 52050391 CAT. NO.

**PA901081** DESCRIPTION CoaxReady™ Deluxe Kit KIT With this kit a technician is set to tackle most ...

lang:en score:10 filesize: 44.89 M page\_count: 74 document date: 2021-06-16



[\[pdf\]](#) Accessories Catalog

Catalog Tempo Communications Flip Book Comp tempocom 2022 06 |||

FAST. ACCURATE. RELIABLE. COMMUNICATIONS CABLE TV FIBER TESTING

Tools and test equipment at th ... 505A PA2653 SMA/SMB/Mini 59 BNC TNC/Mini-UHF ORDERING INFORMATION: PART NO. 52050391 CAT. NO. **PA901081**

DESCRIPTION CoaxReady™ Deluxe Kit KIT With this kit a technician is set to tackle most ...

lang:de score:10 filesize: 121.03 M page\_count: 210 document date: 2022-06-08



[\[pdf\]](#) Catalog

Catalog Tempo Communications Comprehensive 06 16 Print Ready tempocom 2021 |||

FAST. ACCURATE. RELIABLE. 1 2021 Tempo Communications Inc. An ISO 9001

Company COMMUNICATIONS CA ... 505A PA2653 SMA/SMB/Mini 59 BNC

TNC/Mini-UHF ORDERING INFORMATION: PART NO. 52050391 CAT. NO.

**PA901081** DESCRIPTION CoaxReady™ Deluxe Kit KIT With this kit a technician is set to tackle most ...

lang:de score:10 filesize: 129.31 M page\_count: 204 document date: 2021-06-16



[\[pdf\]](#) User Manual Catalog

Fast accurate reliable FAST ACCURATE RELIABLE Onboard user manual training videos Wired Wi Fi® and Bluetooth® remote options Print Export reports to or CSV EMIX VLAN MPLS Jumbo frames IPv4 IPv6 included TEMPO Catalog Distributors Ready WEB tempocom 2021 03 Tempo Communications OPTICAL FUSION SPLICERS PG 6 FIBER CLEAVERS ||| FAST. ACCURATE. RELIABLE. 1 2021 Tempo Communications Inc. An ISO 9001 Company COMMUNICATIONS CA ... 505A PA2653 SMA/SMB/Mini 59 BNC TNC/Mini-UHF ORDERING INFORMATION: PART NO. 52050391 CAT. NO. **PA901081** DESCRIPTION CoaxReady™ Deluxe Kit KIT With this kit a technician is set to tackle most ...

lang:de score:9 filesize: 13.05 M page\_count: 194 document date: 2021-03-15