

## DASH DBBM450GBAQ08

# DASH Deluxe Sous Vide Style Egg Bite Maker Instruction Manual

Model: DBBM450GBAQ08

## 1. INTRODUCTION

---

Thank you for purchasing the DASH Deluxe Sous Vide Style Egg Bite Maker. This appliance is designed to help you prepare delicious, healthy egg bites and other small dishes quickly and easily. Please read this manual thoroughly before first use to ensure safe and optimal operation.

## 2. PRODUCT OVERVIEW

---

The DASH Deluxe Egg Bite Maker is a compact and efficient appliance for preparing egg bites and other small items. It features a nonstick cooking surface and comes with silicone molds for various preparations.

### 2.1 Components

- Main Unit with Nonstick Heating Plate
- 4 Mini Silicone Molds
- 1 Large Silicone Mold (for egg sandwiches)
- Recipe Book (included separately)



Image: The DASH Deluxe Egg Bite Maker in Aqua color, shown with its silicone molds and a plate of finished egg bites.

# RECIPES INCLUDED!

Make egg bites and so much more!



Image: Detailed diagram highlighting the nonstick cooking surface, four silicone cups, safety features like non-slip feet and cool-touch handle, quick heating element, and the deluxe large silicone cup for egg sandwiches.

## 3. SAFETY INFORMATION

---

- Always unplug the appliance when not in use and before cleaning.
- Do not immerse the main unit in water or other liquids.
- Ensure the appliance is placed on a stable, heat-resistant surface.
- Keep hands and utensils away from the heating plate during operation.
- This appliance contains PTFE for its non-stick properties.
- Supervise children when the appliance is in use.
- Do not operate if the cord or plug is damaged.

## 4. SETUP

---

1. Unpack all components and remove any packaging materials.
2. Wipe the nonstick cooking surface with a damp cloth.

3. Wash the silicone molds with warm, soapy water and rinse thoroughly. Dry completely.
4. Place the Egg Bite Maker on a clean, dry, and stable surface near an electrical outlet.

## 5. OPERATING INSTRUCTIONS

---

### 5.1 Preparing Egg Bites

1. Plug in the Egg Bite Maker. The indicator light will illuminate, signaling that the appliance is preheating.
2. While preheating, prepare your egg mixture. Whisk eggs and add desired toppings (vegetables, cheese, meat, etc.).
3. Lightly spray the inside of the silicone molds with cooking spray for easy release.
4. Once the indicator light turns off, the appliance is ready. Carefully pour water onto the heating plate (refer to recipe for exact amount, typically 1/4 cup).
5. Place the filled silicone molds onto the heating plate. Fill each mold approximately 75% full, as eggs will expand during cooking.
6. Close the lid. Cook for approximately 6-10 minutes, or until egg bites are set to your preference. Cooking time may vary based on ingredients and desired consistency.
7. Carefully remove the silicone molds using the cool-touch handles.
8. Unplug the appliance when finished.

# FAST PORTABLE BREAKFAST in four easy steps!



Image: A visual guide demonstrating the four simple steps to make egg bites: whisking eggs (Prep), pouring mixture into molds (Pour), closing the lid to cook (Cook), and serving the finished egg bites (Eat).



# ON-THE-GO BREAKFASTS

Prep *tasty* personalized egg bites using your favorite flavors!



Image: The Egg Bite Maker shown open, revealing four mini egg bites cooking in their molds. The image also indicates the appliance's dimensions: 8 inches long by 5.5 inches wide.

## 5.2 Preparing Egg Sandwiches

1. Follow steps 1-3 from "Preparing Egg Bites".
2. Use the large silicone mold for a single egg sandwich portion.
3. Pour the egg mixture into the large mold.
4. Place the large mold onto the heating plate and close the lid.
5. Cook until desired doneness.

# CUSTOM EGG SANDWICHES IN A DASH!



Perfect  
sandwich  
size!



Image: A prepared egg sandwich, perfectly sized for breakfast, served on a plate with a side salad, demonstrating the use of the large silicone mold.



# TWO WAYS TO COOK

4 EGG BITES



OR

1 BREAKFAST SANDWICH



Image: An illustration showcasing the versatility of the appliance, allowing users to cook either four mini egg bites or one large egg for a breakfast sandwich.

## 6. MAINTENANCE AND CLEANING

- Always allow the appliance to cool completely before cleaning.
- Wipe the nonstick cooking surface with a damp, soft cloth. Do not use abrasive cleaners or scouring pads, as this can damage the nonstick coating.
- The silicone molds are dishwasher safe. For hand washing, use warm, soapy water.
- Do not immerse the main unit in water.
- Store the appliance in a dry place.

## 7. TROUBLESHOOTING

Problem	Possible Cause	Solution
---------	----------------	----------



Problem	Possible Cause	Solution
Appliance not turning on.	Not plugged in; power outlet issue.	Ensure the appliance is securely plugged into a working electrical outlet.
Egg bites are undercooked/overcooked.	Incorrect cooking time; insufficient/excessive water.	Adjust cooking time. Ensure correct amount of water is added to the heating plate. Experiment with cooking times to find your preferred doneness.
Egg bites stick to molds.	Molds not properly greased.	Ensure silicone molds are lightly sprayed with cooking spray before adding egg mixture.

## 8. SPECIFICATIONS

- **Model:** DBBM450GBAQ08
- **Brand:** DASH
- **Color:** Aqua
- **Product Dimensions:** 8"L x 5.5"W x 4"H
- **Item Weight:** 2 pounds (0.91 Kilograms)
- **Capacity:** 14 ounces
- **Power:** 420 watts
- **UPC:** 850011521601
- **Manufacturer:** Dash
- **Country of Origin:** China


## 9. WARRANTY AND SUPPORT






For warranty information or product support, please refer to the documentation included with your purchase or visit the official DASH website. You may also contact DASH customer service directly for assistance.

**Official DASH Store:** [Visit the DASH Store on Amazon](#)

**User Manual (PDF):** [Download PDF User Manual](#)

### Related Documents - DBBM450GBAQ08

 <p>Model K89204 ULTIMATE EXPRESS EGG COOKER Instruction Manual   Recipe Guide</p>	<p><a href="#">Dash Ultimate Express Egg Cooker: Instruction Manual &amp; Recipe Guide</a></p> <p>Comprehensive guide for the Dash Ultimate Express Egg Cooker (Model K89204), including important safeguards, usage instructions, cleaning tips, troubleshooting, and a variety of delicious egg recipes.</p>
---	--

 <p><b>ULTIMATE DELUXE EGG COOKER</b> Instruction Manual   Recipe Guide</p>	<p><a href="#">Dash DECB212 Ultimate Deluxe Egg Cooker Instruction Manual and Recipe Guide</a></p> <p>Comprehensive guide for the Dash DECB212 Ultimate Deluxe Egg Cooker, covering important safeguards, parts, usage instructions for boiling, poaching, and making omelettes, cleaning, maintenance, troubleshooting, and recipes.</p>
 <p><b>DELUXE EXPRESS EGG COOKER</b> Instruction Manual   Recipe Guide</p>	<p><a href="#">Dash Deluxe Express Egg Cooker: Instruction Manual &amp; Recipe Guide</a></p> <p>Comprehensive guide for the Dash Deluxe Express Egg Cooker, including safety instructions, operating procedures, cleaning tips, troubleshooting, and a variety of delicious egg recipes for perfect boiled, poached, and omelette-style eggs.</p>
 <p><b>DASH EGG COOKER QUICK START GUIDE</b> SETTING UP THE EGG COOKER</p>	<p><a href="#">Dash Egg Cooker Quick Start Guide</a></p> <p>A comprehensive guide to setting up, using, and cleaning your Dash Egg Cooker, including cooking times and tips for perfect eggs.</p>
 <p><b>RAPID EGG COOKER</b> Instruction Manual   Recipe Guide</p>	<p><a href="#">Dash Rapid Egg Cooker Instruction Manual and Recipe Guide</a></p> <p>Official instruction manual and recipe guide for the Dash Rapid Egg Cooker (Model # DEC005). Learn how to safely use, clean, and troubleshoot your egg cooker, and discover delicious recipes for boiled eggs, poached eggs, omelets, deviled eggs, and more.</p>
 <p><b>RAPID EGG COOKER</b> One Touch Cooking   6 Egg Capacity   1040 Watts</p>	<p><a href="#">Dash Rapid Egg Cooker DEC005: User Manual, Safety, and Recipes</a></p> <p>Comprehensive guide for the Dash Rapid Egg Cooker (Model DEC005). Includes safety instructions, parts identification, usage guides for boiling, poaching, and omelets, cleaning tips, troubleshooting, and a variety of delicious egg recipes.</p>