

YETI 26010000043

YETI Trailhead Collapsible Camp Chair User Manual

Model: 26010000043

1. INTRODUCTION

This manual provides instructions for the proper setup, operation, and maintenance of your YETI Trailhead Collapsible Camp Chair. Designed for durability and comfort, this chair is suitable for various outdoor activities.



Figure 1: YETI Trailhead Collapsible Camp Chair (Charcoal)

2. SAFETY INFORMATION

- Do not exceed the maximum weight recommendation of 500 pounds.
- Ensure the chair is fully unfolded and locked into place before use.
- Use on stable, level ground to prevent tipping.
- Keep hands and fingers clear of moving parts during folding and unfolding.

3. KEY FEATURES

- **FlexGrid Fabric:** Conforms to your natural curvature, eliminates pressure points, and supports up to 500 lbs. of weight.
- **PackAway Frame:** The lightweight geometry of this crossover frame makes it easy to pack and go.
- **Lockdown Comfort:** Color-coded tensioners on the back and arms of the chair lock into place to optimize the strength, stretch, and comfort of the fabric.
- **Carry Bag Included:** A strong two-strap carry bag allows for shoulder or backpack transport.
- **UV-Rated:** This camp chair is designed to resist breakdown from UV rays, preventing chipping paint or disintegrating fabric.
- **GroundGrip Feet:** Built for stability on various terrains.



Figure 2: FlexGrid Fabric for comfort and support.



Figure 3: PackAway Frame for easy transport.



Figure 4: Lockdown Comfort system for stability.



Figure 5: GroundGrip Feet for enhanced stability.

4. SETUP INSTRUCTIONS

1. Step 1: Remove from Carry Bag

Slide the chair out of its two-strap carry bag and stand it upright.

2. Step 2: Unfold the Chair

Push down on both armrests simultaneously until the chair locks into its open position. Then, push down on the color-coded tensioner handle located on the backside of the chair until the FlexGrid Fabric is taut.

3. Step 3: Attach Cup Holder (Optional)

The included cup holder can be slid onto the designated slot on the armrest.

YETI[®]

TRAILHEAD[™]

CAMP CHAIR

Figure 6: Visual guide for chair setup.

5. OPERATING THE CHAIR

The YETI Trailhead Camp Chair is designed for straightforward use. Once set up, simply sit back and enjoy its comfortable FlexGrid Fabric. The Lockdown Comfort system ensures the fabric remains taut for optimal support.



Figure 7: Enjoying the comfort of the chair.

6. FOLDING AND STORAGE

1. **Step 1: Release Locks**

Squeeze the release buttons located on the underside of both armrests. Pull up on the lift handle on the back of the chair.

2. **Step 2: Collapse the Chair**

Bring opposite ends of the chair together – one armrest and its opposite chair back corner – to collapse it.

3. **Step 3: Store in Carry Bag**

Place the collapsed chair into its carry bag, feet first, and secure the zipper.



**UNRIVALED
DURABILITY**
— BACKED WITH —
**HARDCORE
COMFORT**

Figure 8: Visual guide for folding and storing the chair.

7. **MAINTENANCE**

To ensure the longevity of your YETI Trailhead Collapsible Camp Chair, follow these simple maintenance guidelines:

- **Cleaning:** Wipe clean with a damp cloth. Avoid harsh chemicals that may damage the fabric or frame.
- **Storage:** Store in the provided carry bag in a dry, cool place when not in use.
- **Inspection:** Periodically inspect the frame, fabric, and locking mechanisms for any signs of wear or damage.

8. **SPECIFICATIONS**

Attribute	Detail
Brand	YETI
Model Number	26010000043
Color	Charcoal
Product Dimensions (Unfolded)	29.9"D x 24"W x 36.3"H
Maximum Weight Recommendation	500 Pounds
Fabric Type	Flexgrid
Included Components	Carry Bag, Foldable Arm Rest

Assembly	No assembly required
Indoor/Outdoor Usage	Outdoor



Figure 9: Detailed dimensions of the chair.







9. TROUBLESHOOTING

If you encounter any issues with your YETI Trailhead Collapsible Camp Chair, please refer to the setup and operation sections. Ensure all locking mechanisms are engaged correctly. For persistent problems or concerns, please contact YETI customer support.

10. WARRANTY AND SUPPORT

For information regarding warranty coverage and customer support for your YETI Trailhead Collapsible Camp Chair, please visit the official YETI website or contact their customer service department directly. Keep your proof of purchase for any warranty claims.

Related Documents - 26010000043

	<p>2013 Yeti SB66 C Owner's Manual - Setup, Assembly, and Maintenance Guide</p> <p>Comprehensive owner's manual for the 2013 Yeti SB66 C mountain bike, covering frame features, geometry, setup, assembly, maintenance, and warranty information.</p>
	<p>Yeti ARC Carbon Mountain Bike Frame Owner's Manual and Technical Guide</p> <p>Detailed owner's manual for the Yeti ARC carbon mountain bike frame, covering features, geometry, maintenance, assembly, parts lists, rebuild kits, and warranty information.</p>
	<p>2015 Yeti SB6c Owner's Manual: Setup, Maintenance, and Assembly Guide</p> <p>Comprehensive owner's manual for the 2015 Yeti SB6c bicycle, covering setup, shock tuning, derailleur hanger installation, cable routing, frame assembly, maintenance schedule, exploded views, parts lists, and warranty information.</p>
	<p>Yeti SB130 Owner's Manual: Assembly, Maintenance, and Geometry Guide</p> <p>Comprehensive owner's manual for the Yeti SB130 bicycle, covering assembly instructions, maintenance schedules, technical specifications, geometry charts, and warranty information. Learn how to properly set up and care for your Yeti SB130.</p>
	<p>YETI Restricted Substance List (RSL) Program Guide</p> <p>This document outlines YETI's Restricted Substance List (RSL) Program, providing clear guidance for responsible product development and chemical management within the supply chain. It details chemical restrictions for YETI components, products, and packaging, along with supplier responsibilities and testing schemes.</p>
	<p>Yeti ARC Owner's Manual: Features, Geometry, Assembly, and Warranty</p> <p>A comprehensive guide for the Yeti ARC bicycle frame, detailing its features, geometry, maintenance schedule, assembly instructions, rebuild kits, and lifetime warranty information. Includes technical specifications and safety guidelines.</p>