

Hasbro Gaming E9517

Monopoly Super Mario Celebration Edition Board Game Instruction Manual

Brand: Hasbro Gaming | Model: E9517

1. INTRODUCTION

This manual provides comprehensive instructions for setting up, playing, and maintaining your Hasbro Gaming Monopoly Super Mario Celebration Edition Board Game. This edition integrates iconic Super Mario characters, locations, and sound effects into the classic Monopoly gameplay experience.

The game is designed for 2 to 4 players, ages 8 and up.

2. GAME COMPONENTS

Your Monopoly Super Mario Celebration Edition includes the following items:

- Gameboard
- 6 Character Tokens
- Question Block with Sound Effects (requires 1 AAA battery, included)
- Toad Houses (red plastic pieces)
- Princess Peach's Castles (pink plastic pieces)
- Coins (cardboard, values 1 and 5)
- Title Deed Cards
- Community Chest Cards
- Chance Cards
- 1 Die



Image: The gameboard laid out with various components including tokens, cards, and coins.



Image: Detailed view of the six unique metal character tokens, representing iconic Super Mario power-ups and items.



Image: The interactive yellow Question Block game piece, which produces sound effects during gameplay.

3. SETUP

1. **Unpack Components:** Carefully remove all game pieces from the box.

2. **Place Gameboard:** Unfold the gameboard and place it in the center of the playing area.
3. **Organize Cards:** Separate the Title Deed cards, Community Chest cards, and Chance cards. Shuffle each deck individually and place them face-down on their designated spaces on the gameboard.
4. **Prepare Coins:** Separate the 1-value and 5-value coins. Designate one player as the Banker. The Banker is responsible for all money transactions. Each player starts with 10 coins (e.g., two 5-value coins).
5. **Place Toad Houses and Castles:** Place the Toad Houses and Princess Peach's Castles in a general supply area near the Banker.
6. **Position Question Block:** Place the yellow Question Block on its designated space on the gameboard. Ensure it has a working AAA battery.
7. **Choose Tokens:** Each player selects one of the 6 unique character tokens and places it on the 'GO' space.

4. OPERATING (GAMEPLAY)

4.1 Game Objective

The objective of Monopoly Super Mario Celebration Edition is to be the last player remaining with money when all other players have gone bankrupt.

4.2 Player Turn

On your turn, follow these steps:

1. **Roll the Die:** Roll the single die.
2. **Move Your Token:** Move your character token clockwise around the gameboard the number of spaces indicated by the die.
3. **Action Based on Landing Space:** The action you take depends on the space your token lands on:
 - **Properties:** If you land on an unowned property, you may buy it for the price indicated. If you choose not to buy it, the Banker immediately auctions it to the highest bidder. If you land on an owned property, you must pay rent to the owner. Rent amounts are listed on the Title Deed cards and increase with Toad Houses and Princess Peach's Castles.
 - **Question Block:** If you land on a Question Block space, press the button on the yellow Question Block game piece. The sound effect will determine your action: collect or lose coins, or take another turn.
 - **Community Chest / Chance:** Draw the top card from the corresponding deck and follow its instructions. Return the card to the bottom of the deck after use.
 - **Utilities (Bowser Jr. and Magikoopa):** If you land on a utility space, the rent is determined by the number rolled on the die. If one utility is owned, rent is the amount shown on the die. If both utilities are owned, rent is double the amount shown on the die.
 - **GO:** If you pass or land on 'GO', collect 2 coins from the Bank.
 - **Go to Jail:** Move your token directly to the 'Jail' space. Your turn ends. You do not collect 2 coins for passing 'GO'.
 - **Free Parking:** No action is taken.
4. **Build Toad Houses and Princess Peach's Castles:** If you own all properties in a color set, you may build Toad Houses and Princess Peach's Castles on them. Toad Houses are built first, up to four per property. Once you have four Toad Houses on all properties in a color set, you can upgrade them to Princess Peach's Castles.
5. **End Turn:** Your turn ends, and play passes to the next player clockwise.

4.3 Winning the Game

The game ends when only one player remains solvent, meaning all other players have gone bankrupt. The remaining player is the winner.

Video: An overview of the Monopoly Super Mario Celebration Edition Board Game, showcasing its unique features and components.

5. MAINTENANCE

- **Storage:** Store all game components in the original box when not in use to prevent loss or damage.
- **Cleaning:** Wipe game pieces and the board with a dry, soft cloth if necessary. Avoid using liquids or abrasive cleaners.
- **Battery Replacement:** The Question Block requires 1 AAA battery. If the sound effects become faint or stop working, replace the battery. Ensure correct polarity when inserting new batteries.

6. TROUBLESHOOTING

- **Question Block Not Making Sound:** Check if the AAA battery is correctly inserted or needs replacement.
- **Missing Game Pieces:** If any components are missing upon opening the box, please contact Hasbro Gaming customer support.
- **Game Duration:** If the game is too long, consider implementing house rules such as starting with more money or limiting the number of properties that can be developed. If the game is too short, ensure all rules regarding rent and property development are being followed.

7. SPECIFICATIONS

Feature	Detail
Product Dimensions	2.48 x 13.11 x 10.51 inches
Item Weight	1.16 pounds
Item Model Number	E9517
Manufacturer Recommended Age	8 years and up
Batteries Required	1 AAA (included for Question Block)
Language	English
Manufacturer	Hasbro

13.11"



10.51"

Image: The gameboard illustrating its approximate dimensions.

8. WARRANTY AND SUPPORT

For product support, missing parts, or warranty information, please contact Hasbro Gaming directly through their official website or customer service channels. Retain your proof of purchase for any warranty claims.

Manufacturer: Hasbro






Website: www.hasbro.com

Related Documents - E9517



[Monopoly Junior Super Mario Edition: Rules and Gameplay](#)

Learn how to play Monopoly Junior Super Mario Edition, a fast-dealing property trading game featuring characters from the Super Mario universe. This guide covers setup, gameplay, board spaces, winning conditions, and advanced rules.

	<p>Monopoly Junior: Peppa Pig Edition - Official Game Rules and Instructions</p> <p>Learn how to play Monopoly Junior: Peppa Pig Edition with these official rules and instructions. Discover setup, gameplay, winning conditions, and board space details for this fun family board game.</p>
	<p>Monopoly: Deadpool Edition - Game Rules and Instructions</p> <p>Official rules and instructions for the Monopoly: Deadpool Edition board game. Learn how to set up, play, buy properties, build headquarters and D-Mansions, and win the game.</p>
	<p>Monopoly: Marvel Studios' Black Panther - Wakanda Forever Edition Rules</p> <p>Official rules and gameplay instructions for Monopoly: Marvel Studios' Black Panther - Wakanda Forever Edition. Learn how to set up, play, and win this property trading game.</p>
	<p>Monopoly Deal Card Game - Fast-Paced Family Fun by Hasbro Gaming</p> <p>Discover Monopoly Deal, the quick-playing card game version of Monopoly. Swap, steal, and scheme your way to victory in this fast-paced property trading game for families and kids, model G0351.</p>
	<p>Perfection Board Game: How to Play and Set Up</p> <p>Instructions and guide for playing the Perfection board game, including setup, single-player mode, and multi-player mode.</p>